


# NEW CASTLE COUNTY Capital Program & Budget



Fiscal Year 2008 - 2013  
Approved

**Christopher A. Coons**  
County Executive



---

**New Castle County**  
**Approved**  
**Capital Program & Budget**  
**FY 2008 - 2013**

---

Ordinance #07-042  
Resolution #07-071

**Table of Contents**

Distinguished Budget Presentation . . . . . I

Elected and Selected Officials . . . . . II

County Planning Board . . . . . III

Project Directory . . . . . IV

Legend for Identification Prefixes . . . . . VIII

FY 2008 Capital Budget by Department and Project . . . . . IX

Development of the Capital Program and Budget . . . . . 1

Capital Projects Strategies and Review System (CAPSTARS) . . . . . 1

Key Financial Policies (KFP'S) . . . . . 2

Quarterly Capital Review . . . . . 5

Annual Operating Budget Impact. . . . . 6

The Linkage Between the Comprehensive Development Planning  
Process and the Capital Program and Budget Process . . . . . 7

Debt Management. . . . . 10

Debt Service as a Percentage of the Operating Budget . . . . . 11

Bond Authorizations. . . . . 13

Investment Policy . . . . . 13

Development Impact Fees . . . . . 14

Definitions . . . . . 15

**DEPARTMENTAL PROFILES**

***FY 2008 - 2013 Capital Program and Budget***

Department of Special Services . . . . . 16

Department of Community Services . . . . . 23

Department of Public Safety. . . . . 24

New Castle County Airport . . . . . 26

Department of Administration . . . . . 27

County Executive . . . . . 29

Expenditure Activity for Six Years - Chart . . . . . 30

***Schedule of Program Appropriations and Funding - FY 2008 - 2013***

Capital Budget and Program Summary . . . . . 31

**PROGRAM SCHEDULES & PROJECT NARRATIVES**

***Department of Special Services***

Department Summary . . . . . 32

Facilities/Equipment. . . . . 35

Landfill Facilities . . . . . 42

Parks . . . . . 43

Sewers . . . . . 57

**Table of Contents**

**New Castle County  
Capital Program & Budget**

---

***Department of Community Services***

Department Summary . . . . . 83  
Libraries . . . . . 84

***Department of Public Safety***


Department Summary . . . . . 86  
Emergency Communications Center . . . . . 88  
Emergency Medical Services . . . . . 89  
Law Enforcement . . . . . 90

***Department of Administration***

Department Summary . . . . . 91  
Information Systems . . . . . 92

***Department of County Executive***

Department Summary . . . . . 93  
Contingency . . . . . 94



**This prestigious award is the highest form of recognition in government budgeting that a local government can receive. Of nearly 40,000 units of local government eligible, an average of only 2% each year receive this honor. Additionally, New Castle County was awarded "Special Capital Recognition" and "Special Performance Measures Recognition".**

**The Government Finance Officers Association of the United States and Canada (GFOA) presented a Distinguished Budget Presentation Award to **NEW CASTLE COUNTY, DELAWARE** for its annual budget for the fiscal year beginning July 1, 2006.**

**In order to receive this award, a governmental unit must publish a budget document that meets program criteria as a policy document, as an operations guide, as a financial plan and as a communications device.**

**The award is valid for a period of one year only. We believe our current budget continues to conform to program requirements, and we are submitting it to GFOA to determine its eligibility for another award.**

**New Castle County  
Elected Officials  
For Fiscal Year 2008**

**Executive**

County Executive ····· **Christopher A. Coons**

**Row Offices**

Register of Wills ····· **Diane Clarke Streett**

Recorder of Deeds ····· **Michael E. Kozikowski**

Sheriff ····· **Michael P. Walsh**

Clerk of the Peace ····· **Kenneth W. Boulden, Jr.**

**County Council**

President of Council ····· **Paul G. Clark**

First District ····· **Joseph M. Reda**

Second District ····· **Robert S. Weiner**

Third District ····· **William J. Tansey**

Fourth District ····· **Penrose Hollins**

Fifth District ····· **Stephanie A. McClellan**

Sixth District ····· **William E. Powers, Jr.**

Seventh District ····· **George Smiley**

Eighth District ····· **John J. Cartier**

Ninth District ····· **Timothy P. Sheldon**

Tenth District ····· **Jea P. Street**

Eleventh District ····· **David L. Tackett**

Twelfth District ····· **J. William Bell**

**County Planning Board**

**Chairperson**  
Victor Singer

Sandra D. Anderson

June D. MacArtor

Joseph J. Maloney

Robert C. McDowell

Bernard S. Walker, Sr.

Mark Weinberg

Arthur R. Wilson

William V. McGlinchey

## PROJECT DIRECTORY

Project	Title	Page
<b><u>Special Services</u></b>		
<i>Facilities/Equipment and Landfill Facilities</i>		
0126	Army Creek Landfill Upgrade . . . . .	42
0401	Building Renovations . . . . .	36
0606	Carpeting . . . . .	38
0440	City/County Building - 8th Floor Renovations . . . . .	37
0113	City/County Building Systems Upgrade/Renovations . . . . .	35
9167	City/County Building and Parking Garage Renovations. . . . .	40
0415	Energy Audit/Upgrade . . . . .	37
0230	Fleet Acquisitions . . . . .	36
0114	General Facilities Improvements. . . . .	35
9808	General Paving . . . . .	40
9909	General Roof Renovations . . . . .	40
0711	Government Center Parking Lot . . . . .	39
0703	Government Center Roof Replacement . . . . .	38
9035	Hazardous Substances & Asbestos Abatement. . . . .	39
8919	Inspection of Tanks - Environmental Control . . . . .	39
0437	Office Building Acquisition Project . . . . .	37
9910	Security. . . . .	41
0127	Tybouts Corner Landfill Upgrade . . . . .	42
0014	Upgrade ATC Controls. . . . .	35

Project	Title	Page
<b><u>Special Services (Continued)</u></b>		
<i>Facilities/Equipment and Landfill Facilities (Continued)</i>		
0701	Vehicle Wash Bay . . . . .	38
0203	Warehouse Renovation/Expansion. . . . .	36
<i>Parks</i>		
0704	Banning Park Soccer Field Sports Turf . . . . .	56
0115	Brandywine Springs Park Rehabilitation. . . . .	53
0016	Bridge Improvements . . . . .	50
0430	Canby West Road Renovations . . . . .	44
0017	Carousel Farms. . . . .	53
0328	Coventry District Park Expansion . . . . .	43
0608	Delcastle Competition Quad . . . . .	55
0609	Delcastle Parking Renovations. . . . .	55
0319	Delcastle Tennis . . . . .	54
0117	District Park #5. . . . .	43
0510	Game Court Improvements . . . . .	46
0509	General Parkland Improvements . . . . .	47
9916	Glasgow Regional Park . . . . .	56
0515	Greenway Systems . . . . .	48
0333	Iron Hill Park. . . . .	54



## PROJECT DIRECTORY

Project	Title	Page
<b>Special Services (Continued)</b>		
<i>Parks (Continued)</i>		
0330	Land Acquisition . . . . .	54
9809	Maintenance Base Renovations . . . . .	49
9715	Middle Run Valley . . . . .	56
0331	Parkland Acquisition . . . . .	44
9815	Pavilion Renovations . . . . .	51
0508	Play Area Improvements . . . . .	52
0506	River Road Park Expansion . . . . .	44
9917	Rockwood Park . . . . .	51
0516	Skate Parks . . . . .	50
0334	Southern Regional Park . . . . .	55
0121	Sports Lighting . . . . .	50
9714	Talley Day Park Phase II . . . . .	45
0205	Wiggins Mill . . . . .	53
0204	Woodshaven Improvements . . . . .	43
<i>Sanitary Facilities</i>		
0001	Ainsley Woods Septic Elimination . . . . .	61
0621	Airport Road Pump Station Upgrade . . . . .	67
0101	Backwater Valve Improvement . . . . .	61
0620	Belltown Sanitary Sewer Upgrade . . . . .	59
0610	Boxwood Road Sanitary Sewer Improvements . . . . .	58

Project	Title	Page
<b>Special Services (Continued)</b>		
<i>Sanitary Facilities (Continued)</i>		
0623	Brandywine Hundred Area Maintenance Base . . . . .	76
0624	Brandywine Hundred Clearwater Program . . . . .	76
0005	Brandywine Hundred North Rehabilitation . . . . .	70
0218	Brandywine Hundred South Rehabilitation . . . . .	71
0213	Bridleshire Farms Septic Elimination . . . . .	61
0216	Buttonwood Pump Station Upgrade . . . . .	65
9701	Calf Run Relief . . . . .	60
0434	Christiana Hospital Sewer Outfall . . . . .	74
0705	Christiana River Force Main . . . . .	68
0615	Christina Pump Station Upgrade . . . . .	66
0219	Countywide Manhole Rehabilitation . . . . .	71
0102	Delaware City Sewer Rehabilitation . . . . .	70
0004	Delaware City Treatment Plant Rehabilitation . . . . .	77
0438	DelDot Coordination Project . . . . .	74
0220	Develop Collection System Improvements . . . . .	71
0221	Develop Interceptor Improvements . . . . .	72
0312	Edgemoor Pump Station Upgrade . . . . .	66
0616	Electrical Power Distribution Upgrades . . . . .	66
0617	Energy Audit . . . . .	67
0622	General Sewer Improvements . . . . .	63

## PROJECT DIRECTORY

Project	Title	Page
<b><u>Special Services (Continued)</u></b>		
<i>Sanitary Facilities (Continued)</i>		
0212	Glasgow Trunk Line Relief . . . . .	57
9604	Hyde Run Relief . . . . .	60
9201	Little Mill Interceptor Relief . . . . .	59
0433	Mobile Radio System Upgrade. . . . .	63
0323	Mill Creek Interceptor Relief. . . . .	57
0406	M.O.T. Area Maintenance Base . . . . .	72
0215	Naamans Pump Station Upgrade. . . . .	65
0612	North Delaware Interceptor System . . . . .	75
0706	Odor & H2S Issues . . . . .	68
0420	Old State Road Interceptor . . . . .	58
9901	Old State Road Interceptor Reconstruction . . . . .	76
0214	Pigeon Run Septic Elimination. . . . .	62
0422	Pike Creek Improvements . . . . .	73
0006	Pump Station Meters . . . . .	64
0106	Pump Station Rehabilitation . . . . .	64
9601	Pump Station Roof Replacement. . . . .	68
9602	Red Clay Interceptor Relief . . . . .	59
0618	Richardson Park Pump Station Upgrade . . . . .	67
0423	River Road Improvements . . . . .	73

Project	Title	Page
<b><u>Special Services (Continued)</u></b>		
<i>Sanitary Facilities (Continued)</i>		
0708	Septage Receiving Station Upgrade . . . . .	78
0511	Sewer Repairs and Rehabilitation . . . . .	74
0421	Shellburne Rehabilitation . . . . .	73
0611	South Christiana Interceptor Analysis . . . . .	58
0419	South Delaware Interceptor . . . . .	57
9603	Southern Sewer Service Area . . . . .	78
0107	Special Services Complex . . . . .	70
9705	Stoney Creek Pump Station Upgrade . . . . .	69
0217	Terminal Avenue Pump Station Upgrade . . . . .	65
0613	Townsend Pipe & Manhole Rehabilitation. . . . .	75
0224	Turkey Run Interceptor Rehabilitation. . . . .	72
0424	Water Farm #1 Improvements . . . . .	77
0619	Wastewater Treatment Plants/Discharge Elimination and Clean Water Act Evaluations. . . . .	77
0707	Wastewater Treatment Plant Upgrades. . . . .	78
0002	White Clay Creek Pump Station Rehabilitation . . . . .	64
0614	White Clay Sewer Basin Rehabilitation . . . . .	75

### *Stormwater*

0413	Countywide Drainage Problems . . . . .	80
0211	Grendon Farms . . . . .	79

# PROJECT DIRECTORY

Project	Title	Page
<b><u>Special Services (Continued)</u></b>		
<i>Stormwater (Continued)</i>		
9209	Little Mill Creek I . . . . .	81
9508	Little Mill Creek II . . . . .	82
0112	MS4 Stormwater Basin Retrofits. . . . .	79
9213	Non Point Source NPDES Permitting Program . . . . .	82
0009	Shellpot 4, 5 . . . . .	79
0517	Stormwater Mitigation Projects . . . . .	80
9611	Turkey Run. . . . .	82
0625	Stormwater Basin Renovations. . . . .	81
0709	Stormwater Repair & Rehabilitation . . . . .	81

**Community Services**

*Libraries*

0605	Bear Library . . . . .	85
0417	Hockessin Library Expansion . . . . .	84
0418	Kirkwood Highway Library Expansion . . . . .	85
0329	Southern Library . . . . .	84
0335	Woodlawn Library . . . . .	84

Project	Title	Page
<b><u>Public Safety</u></b>		
<i>Emergency Communications Center</i>		
0410	Computer System. . . . .	88
<i>Emergency Medical Services</i>		
0710	EMS Stations. . . . .	89
<i>Law Enforcement</i>		
0441	Mobile Data Terminals . . . . .	90
0712	Public Safety Facility . . . . .	90
9817	Police Range Facility. . . . .	90

**Administration**

0435	Document Management . . . . .	92
9918	Information Systems Expansion . . . . .	92

**County Executive**

8933	Executive Capital Contingency . . . . .	94
------	---	----

**New Castle County  
Legend for Identification Prefixes  
of Capital Project Budget Years**

<b><u>Fiscal Year Budgeted</u></b>	<b><u>Capital Year Prefix</u></b>
1990	90
1991	91
1992	92
1993	93
1994	94
1995	95
1996	96
1997	97
1998	98
1999	99
2000	00
2001	01
2002	02
2004	03
2004	04
2005	05
2006	06
2007	07
2008	08
2009	09
2010	10
2011	11
2012	12
2013	13

**New Castle County**  
**FY 2008 Capital Budget**  
**By Department and Project**

	<i>FY 2008 Capital Budget</i>		<i>FY 2008 Capital Budget</i>
<b>Special Services</b>			
<b>Sewer</b>			
Belltown Sanitary Sewer Upgrade . . . . .	\$ 100,000	Stormwater Basin Renovations . . . . .	600,000
Boxwood Road Sanitary Sewer Improvements . . . . .	500,000	Wastewater Treatment Plants/Discharge Evaluation . . . . .	50,000
Brandywine Hundred Clearwater Program . . . . .	530,000	Wastewater Treatment Plant Upgrades . . . . .	500,000
Brandywine Hundred North Rehabilitation . . . . .	2,891,000	White Clay Creek Pump Station Rehabilitation . . . . .	250,000
Brandywine Hundred South Rehabilitation . . . . .	4,351,000	White Clay Sewer Basin Rehabilitation . . . . .	<u>500,000</u>
Bridleshire Farms Septic Elimination . . . . .	1,200,000	<b>Total Sewer . . . . .</b>	<b>\$23,743,000</b>
Calf Run Relief . . . . .	(681,000)		
Delaware City Treatment Plan Rehabilitation . . . . .	200,000	<b>Facilities/Equipment</b>	
DelDot Coordination Project . . . . .	1,500,000	Army Creek Landfill . . . . .	\$ (1,000,000)
Electrical Power Distribution Upgrades . . . . .	500,000	Carpeting . . . . .	(50,000)
Grendon Farms . . . . .	(240,000)	City/County Building & Parking Garage . . . . .	(812,000)
Hyde Run Relief . . . . .	1,000,000	City/County Building Systems Upgrade/Renovations . . . . .	(2,344,000)
Little Mill Interceptor . . . . .	(486,000)	Fleet Acquisitions . . . . .	3,937,000
North Delaware Interceptor System . . . . .	9,735,000	General Facilities Improvements . . . . .	(2,585,000)
Odor & H2S Issues . . . . .	50,000	Government Center Parking Lot . . . . .	(600,000)
Pigeon Run Septic Elimination . . . . .	(18,000)	Government Center Roof Replacement . . . . .	(1,000,000)
Pump Station Meters . . . . .	(439,000)	Tybouts Landfill . . . . .	(300,000)
Pump Station Rehabilitation . . . . .	200,000	Update ATC Controls . . . . .	(338,000)
Pump Station Roof Replacement . . . . .	(50,000)	Warehouse Renovations/Expansion . . . . .	<u>(43,000)</u>
Sewer Repairs and Rehabilitation . . . . .	500,000	<b>Total Facilities/Equipment . . . . .</b>	<b>\$(5,135,000)</b>
Special Services Complex . . . . .	500,000		

**New Castle County**  
**FY 2008 Capital Budget**  
**By Department and Project**

	<i>FY 2008</i>		<i>FY 2008</i>
	<i>Capital Budget</i>		<i>Capital Budget</i>
<b>Parks</b>		<b>Community Services</b>	
Canby West Road Renovations . . . . .	\$ (150,000)	<b>Library Facilities</b>	
DelCastle Parking Renovations . . . . .	300,000	Bear Library Expansion . . . . .	\$ 1,000,000
Game Court Improvements . . . . .	75,000	Hockessin Library Expansion . . . . .	<u>700,000</u>
General Parkland Improvements . . . . .	250,000	 <i>Total Community Services</i> . . . . .	 <b>\$ 1,700,000</b>
Glasgow Regional Park . . . . .	1,915,000	 <b>Administration</b>	
Parkland Acquisition . . . . .	(5,000,000)	Information Systems Expansion. . . . .	\$ <u>1,675,000</u>
Play Area Improvements . . . . .	600,000	 <i>Total Administration</i> . . . . .	 <b>\$ 1,675,000</b>
River Road Park Expansion . . . . .	(237,000)		
Rockwood Park . . . . .	(500,000)		
Southern Regional Park . . . . .	(2,166,000)		
Talley Day Park Phase II . . . . .	(101,000)		
Wiggins Mill . . . . .	<u>(5,405,000)</u>		
<b>Total Parks</b> . . . . .	<b>\$(10,419,000)</b>		
 <i>Total Special Services</i> . . . . .	 <b>\$ 8,189,000</b>	 <b>TOTAL FY 2008 CAPITAL BUDGET</b>	 <b>\$11,564,000</b>

## Development of the Capital Program and Budget

### Overview

The New Castle County Reorganization Act requires that the Chief Administrative Officer (CAO) shall annually prepare a Capital Program and Budget under the direction of the County Executive. In preparing the Capital Program and Budget, the CAO shall confer with the Department of Land Use, formerly the Department of Planning, to ascertain that the proposed program is in accordance with the County Comprehensive Development Plan. In fiscal 1989 the Budget Office within the Office of Finance became the principal agency responsible for assisting the CAO in the coordination and preparation of the Capital Program and Capital Budget. Also, in 2005 by Executive Order a Capital Strategies and Review Committee (CSRC) currently consisting of the Executive Office, Office of Finance, Procurement, Land Use, Special Services, County Council and Law was established.

No later than the first day of April of each year the County Executive shall recommend to County Council, a capital program for the ensuing six years and a capital budget for the ensuing year. No later than the date that the program is submitted to County Council, the County Executive shall submit it to the Department of Land Use for its review and recommendations to County Council. The County Executive shall also submit it to the Planning Board for the sole purpose of determining if it is in accordance with the Comprehensive Development Plan.

No later than the first day of June of each year, the County Council is required to approve a capital program and adopt a capital budget before it ordains the annual operating budget. The program shall detail each capital project. Each project shall show the amount of appropriations that have been expended or are to be expended and the funding sources for each of the fiscal years presented in the program. The Capital Budget Ordinance shall show in detail the capital expenditures to be made or incurred in accordance with the capital program.

County Council may not amend the capital program as submitted to it by the County Executive until it has received from same, recommendations with respect to the proposed amendment. County Council shall not be bound by such recommendations and may act without them if they are not received within 15 days from the date they are requested.

The reader is referred to the appropriate sections of Title 9 of the Delaware Code which are Sections 1134, 1135, 1136, 1137, 1159, 1332, 1341, 1343 and 1361 for further details regarding the capital programming and budget process.

### Capital Projects Strategies and Review System (CAPSTARS)

The CSRC is operationally responsible for the County's Capital Projects Strategies and Review System (CAPSTARS).

CAPSTARS was implemented to establish quantitative fiscal strategies that would provide greater linkage to the County's Comprehensive Development Plan; and to provide a unified review system that would evaluate strategic plan considerations and financial compliance. Results achieved through the implementation of CAPSTARS include seven key quantitative fiscal strategies which are consistent with the Comprehensive Development Plan; cost standards to more readily quantify the impact of certain capital improvements upon the annual operating budget; and a quarterly capital review with each County agency to evaluate program/plan conformance and fiscal compliance. Additional benefits are also provided to the County Council in the form of more timely and quantitative information regarding each of their district's capital projects. Overall, the entire capital program and budget administration is substantially more fiscally significant to management and is more closely linked to the County's Comprehensive Development Plan.

Major components of CAPSTARS are presented in the following pages 2 through 13 with Departmental Profiles starting on page 16.

**Key Financial Policies (KFP's)**

The County has adopted, as a part of the annual budget, quantitative financial policies that address (1) project duration, (2) the allowable percentage of debt service to the operating budgets, (3) the allowable percentage of cost increase in the six-year capital program after the base year, (4) the limitations to amendments during the year, (5) the three-year operating budget impact, (6) the quarterly capital project and program review, and (7) the monthly capital cash forecast for twelve months and a quarterly variance analysis. The following are the “Key Financial Policies” for the fiscal year beginning July 1, 2007.

 **KFP #1**

- Each capital project will have a “sunset provision” after 24 months which can be lifted only by a resolution adopted by County Council.

**Rationale**

- Each agency must commit to the timely completion of each project adopted by the County Council and approved by the County Executive.

**Impact**

- Each agency will have 24 months from the date of authorization to complete all projects. Projects authorized prior to July 1, 2005 must be completed on or before June 30, 2007. Projects approved for continuance are to be completed on or before June 30, 2008.

- The Fiscal Year 2008 Capital Program sunsets 12 projects with an approximate savings of \$3.7 million.

 **KFP #2**

- The allowable percentage of debt service to the operating budgets is:
  - (a) **General Fund** - 15%
  - (b) **Sewer Fund** - 20%

**Rationale**

- Growing debt service payments as a percentage of the operating budget must be limited so as to maintain the financial flexibility of the County.

**Impact**

- Capital expenditures funded by general obligation debt will have to be programmed to avoid increasing the future debt burden upon the residents. Exceptions to this policy may be considered only for projects with a contemporary impact upon the health, safety and welfare of the residents and county employees. Pages 11 and 12 presents the percentage of debt service to the operating budgets.



 **KFP #3**

- The allowable percentage of cost increase in each year of the six year capital program after the respective base year is:

**(a) General Fund**

5% for the fiscal years 2008-2013  
(non-cumulative).

**(b) Sewer Fund**

No greater than the acceptable annual sewer rate increase for user fees.

KFP #3 is to provide for cost increases to authorized capital projects currently in the approved Capital Program. Use of KFP #3 for new project requests will be evaluated by the CSRC on a project-by-project basis for approval.

**Rationale**

- Each agency must manage their Capital Program within certain time and cost constraints so as to maintain effective project and cost controls.
- County Executive must submit to County Council a balanced operating budget.

**Impact**

- Each agency will become more sensitive to project completion within the original budget and time frame. County government will limit sewer capital activity to projects that do not exceed a net debt service to operating budget percentage of 20% and/or an annual rate increase of 20%.



**KFP #4**

- Capital project amendments during a year shall not exceed the annually adopted budget and funding levels. All amendments shall be reviewed and evaluated by the CSRC.

**Rationale**

- Each agency must manage their Capital Program within certain time and cost constraints so as to maintain effective project and cost controls.

**Impact**

- Project amendments will require each agency to adjust their existing projects and program to conform to existing authorizations. This will limit project addition and project cost overruns. Exceptions to this policy may be considered only for projects with a contemporary impact upon the health, safety and welfare of the residents and County employees.



**KFP#5**

- Each agency shall submit a three year operating budget impact for personnel services costs, materials and supplies and debt service costs with each project request.

**Rationale**

- Each agency must disclose the operating budget impact so that total project-related costs can be considered in the decision-making process.

**Impact**

- Annual operating budget costs will be considered in the project acceptance process. These operating costs will provide management and County Council with total project-related costs.



**KFP #6**

- Quarterly capital project and program reviews conducted by the CSRC are to monitor existing project performance and to update the six year capital program.

**Rationale**

- Each agency must actively manage each project and provide quarterly reports on the physical and fiscal status of each project to management and County Council.

**Impact**

- A Capital Project Status Report and a Proposed Capital Program and Budget Summary are prepared by each agency for each of the capital projects in the budget and for the proposed Capital Program and Budget for the next fiscal year.



**KFP #7**

- Each agency shall submit to the CSRC a monthly capital cash forecast (receipts and disbursements) for a twelve-month period and a quarterly variance analysis (forecast to actual).

**Rationale**

- Each agency must actively oversee and report the fiscal activity of each project in order to maximize the County’s investment opportunities and to meet the Treasury arbitrage regulations.

**Impact**

- Monthly, each agency will project the next twelve months activity for each project. Quarterly, a “forecast to actual” report is prepared by the Budget Office for each agency to explain the variances for each project.

### Quarterly Capital Review

During the fiscal year, the Chief Administrative Officer and the members of CSRC meet quarterly to review and monitor the status of all approved capital projects and programmed capital projects. A status report summary of all capital projects is issued at the end of each review forum. The quarterly review is held with each County agency that has authorized capital projects or programmed capital projects to determine.

- **Status of existing projects**

- Financial liquidity
- Estimated completion date
- Changes in project scope

- **Status of the program for the next six years**

- Planned project scope and/or cost adjustments
- Conformance with the County's Comprehensive Development Plan and, if applicable, the agency's Comprehensive Plan
- New and/or deleted planned projects

- **Impact of Capital Spending upon the Operating Budget**

- Project acceptability
- Additional costs/or savings to the Operating Budget
- Fiscal Planning

The table on the following page presents the impact of the 2008 Capital Budget upon the annual Operating Budget.

Annual Operating Budget Impact

The FY 2008 Capital Budget and the Annual Operating Budget Impact is summarized by department below. Additional information is available in the Departmental Profiles on pages 16 through 29.

FY 2008 Capital Budget		Annual Operating Budget Impact			
Department	Appropriations	Personnel Service Costs	Other Operating Costs	Debt Service Costs	Total
Special Services	\$8,189,000	\$ -	\$5,000	\$452,183	\$457,183
Community Services	1,700,000	-	-	-	-
Public Safety	-	-	972,076	-	972,076
Administration	1,675,000	-	37,500	61,875	99,375
County Executive	-	-	-	-	-
<b>Total</b>	<b>\$11,564,000</b>	<b>\$ -</b>	<b>\$1,014,576</b>	<b>\$514,058</b>	<b>\$1,528,634</b>

**The Linkage Between The Comprehensive Development Planning Process and The Capital Program and Budget Process**

The Comprehensive Development Planning process has three essential components:

- A **Long-Range** element - The New Castle County updated Comprehensive Development Plan (20-25 years).
- A **Mid-Range** element - The Capital Improvements Program (6 years).
- A **Short-Range** element - The annual Capital Budget and the Annual Profile (1 year).

The Comprehensive Development Plan (the long-range element) is not an end-state plan, but a component of a planning process, i.e., a generalized model of the future which expresses policy direction for a 20-25 year period. It contains background information, a land use concept map, implementation considerations, goals and policies with which to address the following issues:

- Growth Management
- Natural Resources
- Transportation
- Community Character and Land Use Intensity
- Housing
- Agriculture
- Economic Development
- Community Facilities
- Intergovernmental Coordination

While the goals and policies must, of necessity, be pursued individually and in concert with the agencies (Federal, State, and Municipal) and County departments responsible for implementing them, the overall planning process synthesizes and coordinates them. The development of specific objectives should be the results of more specific analyses on the part of each County operating department, of each issue — long range, mid-range, or short-range as indicated.

As a result of system-wide changes identified by the annual profiles and the analysis of the probable impacts of those changes, the mid-range program can be updated in terms of trends, goals and policies, capital projects, and implementation programs — within the context of the long-range issues.

One of the basic purposes of capital improvement programming is to coordinate physical and fiscal planning in order that the greatest possible benefits can be realized from the County’s existing and anticipated financial resources. In order to accomplish this, a ranking of desired public improvements is established by assigning a need-based priority to each project. This ranking is then related to the County’s ability to pay for the projects over time. By this procedure, a prioritized sequence of projects (the program itself) is established.

Other positive results of the Capital Program and Budget process include:

- + Translation of the County’s Comprehensive Development Plan, individual Department’s functional plans, and other programs and policies into tangible projects.
- + The possibility of guiding private development so that it occurs in a way that is in conformity with the Comprehensive Development Plan.

- + The coordination of the capital projects of all County Departments so that they will further the implementation of the Comprehensive Development Plan.
- + Keeping the public informed of the County’s long-range development plans.
- + Enabling the County Executive and the County Council to better understand long-term cash needs and better plan the financing necessary for both capital and operating activities.

Another short-range component of the planning process is the annual profile — which is the culmination of the previous year’s monitoring of demographic data, developmental trends, changing regulatory and environmental conditions, and the impact of all these factors on the mid and long-range programs. This analysis provides the basis for the next year’s plan of action — primarily as will be embodied in its capital budget.

The Annual Profile, then, serves three basic purposes:

- √ It monitors changes in baseline conditions and so informs decision-makers.
- √ It analyzes the impacts of changes in baseline conditions on goals and policies.
- √ It provides an update, via the modification of objectives, to the mid-range component of the planning process; and thence, to the long-range component — thus completing the cycle.

The general policies or strategies which are utilized in developing the capital program include:

- \* Conformance with New Castle County’s Comprehensive Development Plan, as updated.
- \* Maintenance or improvement of the ratio of debt service to the total operating budget, with the life of specific issues paralleling the life (three year minimum) of respective assets (\$5,000 minimum), utilizing the analytical tool of constant principal repayment.

- \* Maximization of intergovernmental funding (Federal, State, Municipal and Private) of activities which are in conformance with New Castle County’s Comprehensive Development Plan.
- \* Protection of the County’s investment in existing facilities, where appropriate, to avoid the higher cost of rehabilitation and/or replacement associated with deferment.
- \* Authorization of new projects only as consistent with each department’s ability to complete prior authorized projects.
- \* Utilization (where appropriate) of user fees as a revenue source to offset (in full or in part) the operating and debt service expenses resulting from capital projects when completed.
- \* Fostering economies of scale through inter-jurisdictional cooperation.

- \* Promotion of economic development and its inherent contributions (leverage; private sector investment; expansion of existing job market).

This entire process can be summarized as follows:

- √ The continuous monitoring of change.
- √ The continuous refinement of goals and policies in order to reorganize change in such a way as to give direction to fiscal and development-related decisions.
- √ Ensuring the inter-relationship of capital programming and budgeting with the Comprehensive Development Plan.
- √ Ensuring the Capital Program and Budget are in conformity with the State of Delaware’s Quality of Life Legislation.

### Debt Management

#### Rating Upgrade

Concentrated efforts have been made to maintain and improve the County’s “high-grade” ratings for its general obligation bonds through innovations in financial and debt administration. On February 2, 2001, Standard and Poor’s of New York upgraded New Castle County from “AA” to the prestigious “AAA”. October 2, 2002 Fitch Ratings of New York upgraded New Castle County to “AAA” and six days later on October 8, 2002 Moody’s Investors Service also announced that New Castle County had earned its Triple-A rating. Attaining the top bond rating from all three rating agencies reflects the strong financial management and planning capabilities, and the quality of its elected and administrative leadership, as well as its activity, wealth and social characteristics. These high-grade ratings will reduce the cost of raising capital for County projects and a substantial savings for the County taxpayers. The County will continue to seek ways to improve and maintain these ratings so as to provide the finest quality services and lowest cost.

These ratings were reaffirmed by all three agencies in August 2006.

#### Legal Debt Margin

Title 9 of the Delaware Code Section 1163(a)(7) establishes a debt ceiling of three percent of the assessed value of taxable real estate excluding debt for certain special assessments and enterprise funds.

The County has traditionally made prudent use of its debt authority. Based on the April 1, 2007 taxable value, the three percent debt limit would permit \$516,000,000 in debt. The amount of outstanding debt

applicable to the three percent debt limit is \$164,873,387. There is an additional \$60,081,613 of enterprise fund debt outstanding not subject to the debt limit in accordance with Title 9 of the Delaware Code.

#### Policy Statement

Active debt management provides fiscal advantages to the citizens of this County. Overuse of debt places a burden on the financial resources of the County and its taxpayers. The following legislative fundamentals and administrative guidelines provide a framework and limit on debt utilization.

- (1) Debt shall not exceed 3 percent of taxable assessed evaluation (Legislative)...  
Currently 1.0%
- (2) Net direct debt shall not exceed \$350 per capita (Administrative)...
- (3) Debt principal to be retired in 10 years shall not fall below 60% (Administrative)...  
Currently \$312
- (4) Net overall debt per capita (net direct plus overlapping) shall not exceed the \$935 median for similar sized counties (Administrative)...  
Currently 67.7%
- (5) Annual debt service requirements shall not exceed Key Financial Policy #2 limitations (Legislative) as presented in the chart on the following page: “Debt Service as a Percentage of the Operating Budget.”  
Currently \$856

The following table presents the County’s debt position as a percent of assessed taxable value.

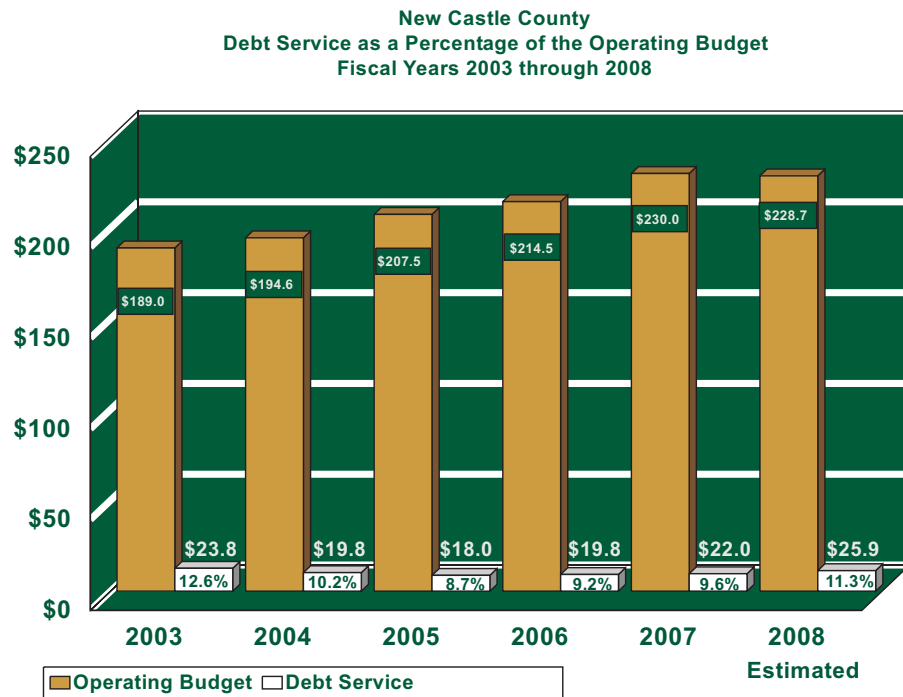
Type	Debt	Assessed Taxable Value	Percent	
			Currently	Allowable
Subject to Debt Margin	\$164,873,387	\$17.5 Billion	1.0%	3.0%
All Debt	\$224,955,000	\$17.5 Billion	1.3%	N/A



**Debt Service as a Percentage of the Operating Budget**

New Castle County’s debt service funding in the operating budget for the past five years and the current fiscal year as a percentage of the operating budget is presented in the following bar chart:

In accordance with Key Financial Policy #2 (KFP #2), debt service as a percentage of the general and sewer fund is as follows for the Fiscal Year 2008 operating budget.

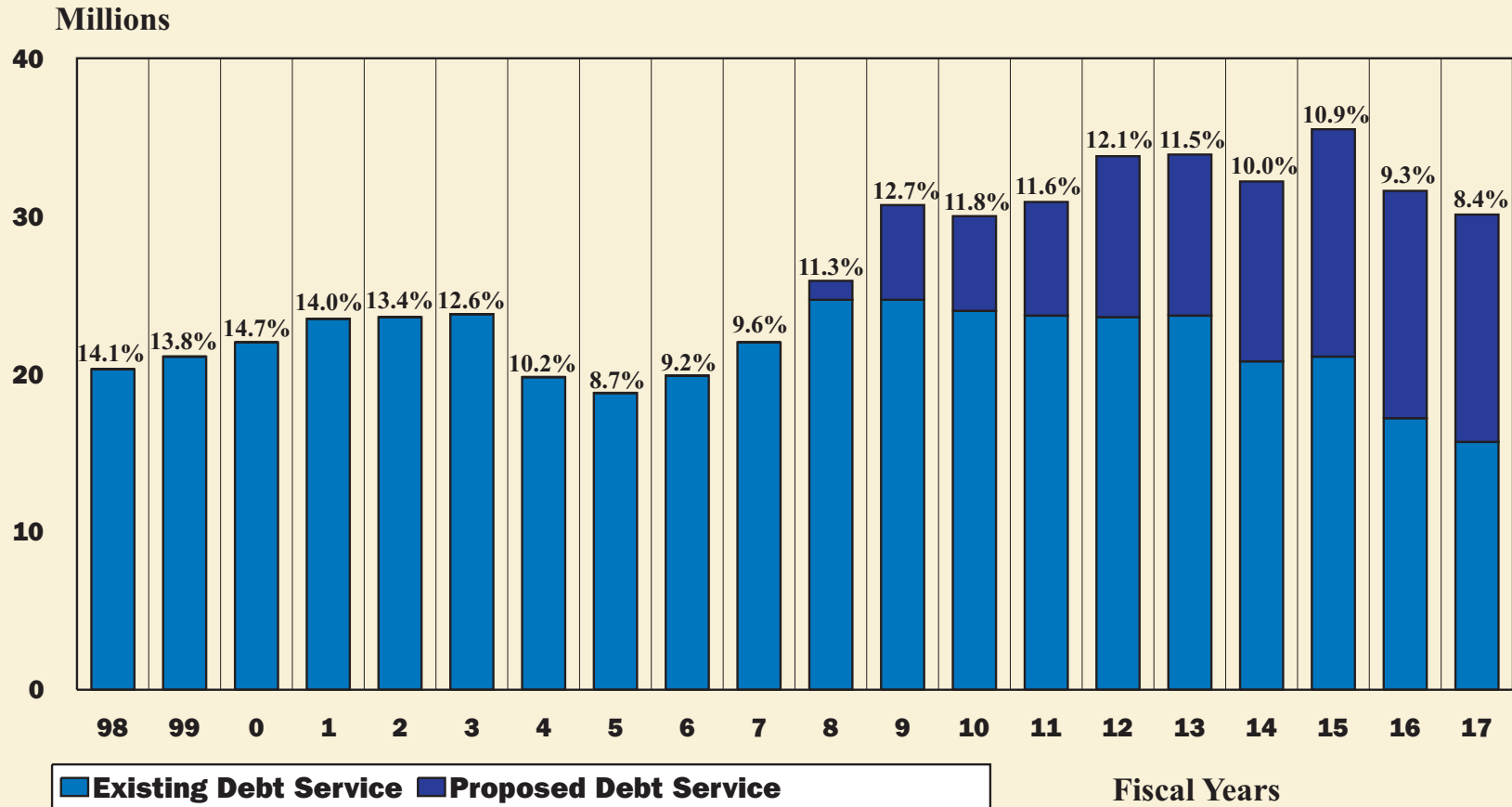


	Maximum % Age Per KFP #2	% Age for FY 2008
General Fund	15%	10.8%
Sewer Fund	20%	13.7%

AAA

New Castle County’s “AAA” Bond Rating by all three rating agencies will save taxpayers over \$1 million.

## Existing and Proposed Debt Service As a Percentage of Operating Budget Fiscal Year 1998 - 2017



This chart reflects principal and interest payments as well as projected payments based on debt offerings of \$68 Million in FY 2007, and proposed \$70 Million in FY 2008 and \$50 Million every other year thereafter beginning in FY 2010. Operating growth beginning with FY 2009 is estimated at 5.0% a year.

### Bond Authorizations

Future issuance of debt based on available **bond authorizations** as of February 28, 2007 is limited to **\$306.0 million**. Available spending authority vis-a-vis capital appropriations as of February 28, 2007 is limited to **\$213.7 million**, of which **\$146.1 million** is held in reserve pending project need.

### Investment Policy

The investment of capital funds is incorporated into the County's cash management program. All unexpended bond proceeds are deposited in a custodial account for arbitrage tracking. All other funds are deposited into a consolidated treasurer's account and invested with other funds in order to obtain maximum earnings. The segregation of each project's equity is preserved and reported daily. Each agency managing capital projects is required to submit a capital cash forecast for 12 months every month. This projection includes receipts and disbursements by month for each capital project managed by the agency.

Interest earned on capital funds during the construction period is generally credited to the general and enterprise fund wherein the debt service is paid.

### Development Impact Fees

In FY 1998, New Castle County adopted the New Castle County Unified Development Code (UDC). Included in the UDC are provisions to allow New Castle County to charge development impact fees to be used for future infrastructure needs of the County.

Impact fees are one-time payments used to generally fund capital facility improvements that are necessary to accommodate new development (i.e. libraries, fire service, emergency medical services, police, county facilities, parks and sewers) while maintaining the quality of life within communities.

As of February 28, 2007, impact fees collected and projected uses for New Castle County operations are presented on the following page.

**DEVELOPMENT IMPACT FEES**

<b>Parks - North C&amp;D</b>		<b>Parks - South C&amp;D</b>	
Balance as of 2/28/2007	\$256,651.98	Balance as of 2/28/2007	\$366,000.48
Projected Revenue 3/1/2007 - 6/30/2008	128,326.00	Projected Revenue 3/1/2007 - 6/30/2008	183,000.24
Projected Expenditures 7/1/2007 - 6/30/2008	0.00	Projected Expenditures 7/1/2007 - 6/30/2008	0.00
<b>Projected Balance 6/30/2008</b>	<b>\$384,977.98</b>	<b>Projected Balance 6/30/2008</b>	<b>\$549,000.72</b>
<b>Libraries - North C&amp;D</b>		<b>Libraries - South C&amp;D</b>	
Balance as of 2/28/2007	\$247,060.96	Balance as of 2/28/2007	\$154,050.82
Projected Revenue 3/1/2007 - 6/30/2008	123,530.48	Projected Revenue 3/1/2007 - 6/30/2008	77,025.41
Projected Expenditures 7/1/2007 - 6/30/2008	0.00	Projected Expenditures 7/1/2007 - 6/30/2008	0.00
<b>Projected Balance 6/30/2008</b>	<b>\$370,591.44</b>	<b>Projected Balance 6/30/2008</b>	<b>\$231,076.23</b>
<b>Emergency Medical - North C&amp;D</b>		<b>Emergency Medical - South C&amp;D</b>	
Balance as of 2/28/2007	\$953.16	Balance as of 2/28/2007	\$9,739.16
Projected Revenue 3/1/2007 - 6/30/2008	476.60	Projected Revenue 3/1/2007 - 6/30/2008	4,869.58
Projected Expenditures 7/1/2007 - 6/30/2008	0.00	Projected Expenditures 7/1/2007 - 6/30/2008	0.00
<b>Projected Balance 6/30/2008</b>	<b>\$1,429.76</b>	<b>Projected Balance 6/30/2008</b>	<b>\$14,608.74</b>
<b>Law Enforcement - North C&amp;D</b>		<b>Law Enforcement - South C&amp;D</b>	
Balance as of 2/28/2007	\$4,334.42	Balance as of 2/28/2007	\$77,435.43
Projected Revenue 3/1/2007 - 6/30/2008	2,167.21	Projected Revenue 3/1/2007 - 6/30/2008	38,717.72
Projected Expenditures 7/1/2007 - 6/30/2008	0.00	Projected Expenditures 7/1/2007 - 6/30/2008	0.00
<b>Projected Balance 6/30/2008</b>	<b>\$6,501.63</b>	<b>Projected Balance 6/30/2008</b>	<b>\$116,153.15</b>
<b>Sewer - North C&amp;D</b>		<b>Sewer South C&amp;D</b>	
Balance as of 2/28/2007	0.00	Balance as of 2/28/2007	\$9,195,029.35
Projected Revenue 3/1/2007 - 6/30/2008	0.00	Projected Revenue 3/1/2007 - 6/30/2008	4,597,514.68
Projected Expenditures 7/1/2007 - 6/30/2008	0.00	Projected Expenditures 7/1/2007 - 6/30/2008	0.00
<b>Projected Balance 6/30/2008</b>	<b>\$0.00</b>	<b>Projected Balance 6/30/2008</b>	<b>\$13,792,544.03</b>
<b>Fire Service</b>		<b>County Facilities</b>	
Balance as of 2/28/2007	\$719,382.67	Balance as of 2/28/2007	\$18,623.09
Projected Revenue 3/1/2007 - 6/30/2008	359,691.32	Projected Revenue 3/1/2007 - 6/30/2008	911.56
Projected Expenditures 7/1/2007 - 6/30/2008	0.00	Projected Expenditures 7/1/2007 - 6/30/2008	0.00
<b>Projected Balance 6/30/2008</b>	<b>\$1,079,073.99</b>	<b>Projected Balance 6/30/2008</b>	<b>\$19,534.65</b>

**Definitions**

The **Capital Program** is a schedule of all County capital improvements anticipated to be undertaken during the next six fiscal years. It states the time schedule, estimated costs, and sources of financing.

The **Capital Budget** is a detailed list of capital spending authorizations (appropriations) to be made or incurred in accordance with the Capital Program from funds subject to the control or appropriation of the County Council.

A **Capital Improvement** is any permanent physical improvement and/or activity with a normal life of three years or more and a cost exceeding \$5,000. The \$5,000 limit may be waived in the case of a series of small project expenditures which are essentially elements of a large development program, the total of which exceeds \$5,000.

An **Activity** includes all capital improvements required to perform one type of service for the public. It may encompass one or more development programs and one or more projects.

A **Development Program** is a major capital improvement which will be carried to completion in stages over a period of years. It may be broken into a series of projects.

A **Project** is the basic unit of the capital improvements program. A project is a capital improvement which generally will span a shorter period of time for completion.

**Fiscal Year (FY)** refers to a year beginning July 1 and ending June 30. Fiscal years are referred to by the year in which they end.

**Funding Source** identifies the source of revenue to fund the capital appropriations, i.e., Bonds, Federal, State, Other.

**Prior Authorizations** are the total cumulative-to-date appropriations previously approved by County Council.

**Obligated Amount** represents the total expenditures plus encumbrances charged to each project in the Capital Program.

**Comprehensive Development Plan** - The adopted Comprehensive Development Plan (CDP) is the County’s primary policy document with respect to land development. Management of natural and cultural resources, preservation of existing development quality, and direction of infrastructural initiatives. The CDP will ultimately contain the adopted service standards for all types of community facilities.

**Long Range Departmental Master Plans** - The Long-Range Departmental Master Plans (LRP’s) are based on the demographic projections, facilities standards, and demand coefficients of the CDP. The LRP’s project departmental capital needs for a period of 18 years beyond the budget year. The LRP’s are a major means of carrying out long-range capital planning and of determining the conformity of capital projects with the CDP.

**Departmental Profiles  
FY 2008 - 2013 Capital Program and Budget**

**Introduction**

The following briefly profiles certain Department's functions and objectives concerning capital programming and budgeting.

**Department of Special Services**

The quality of the County's living environment depends in a number of significant ways on functions performed by the Department of Special Services:

- Safe treatment and disposal of wastewater is achieved through the County's sanitary sewer system which currently includes 4 treatment plants and over 1,800 miles of sewers, over 40,000 manholes, and 170 pump stations. In addition to carrying out a major program of improvements to this system, the Department monitors the discharge of industrial wastewater.

- To control erosion and flooding, the Department maintains 45 stormwater management facilities, reviews development proposals for compliance with the drainage code and constructs stormwater systems.

- Protection of the County's investment in existing facilities will continue to be a major goal.

- The development and maintenance of parkland controlled by New Castle County.

- In order to achieve these functions, the Department has developed program objectives for FY 2008 and throughout the remainder of the program's years. These are as follows:

**Sewer**

**Sanitary Facilities** - The rehabilitation of existing facilities, particularly the White Clay Sewer Basin, Brandywine Hundred North and South and Naamans Creek basins including rehabilitation of various pumping stations and the DelDot coordination project. Additionally, condition modeling systems, development of capital improvements throughout the sewer system, and septic elimination projects are scheduled for communities, such as Bridleshire Farms. Plans also include the construction of new sewer infrastructure in the southern portion of the County.

**Stormwater** - Protection of existing commercial, industrial, and residential investments. A major rehabilitation program has been developed to address long-term stormwater needs.

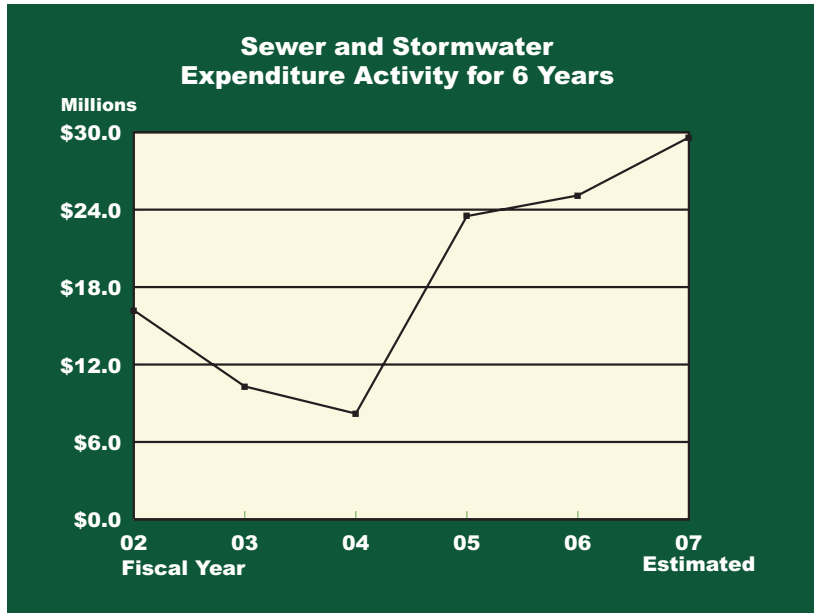


**Pigeon Run Stormwater management basin  
beautifies the County's drainage effort.**



Department of Special Services (Continued)

The accompanying chart is a six-year line-graph for sewer and stormwater expenditures. Annotated below the chart is the amount of available appropriations for each category at February 28, 2007 and the appropriations approved for FY 2008.



Available Appropriations  
as of 2/28/2007  
\$129.4 Million

Recommended FY 2008  
Capital Appropriations  
\$23.7 Million

Approved FY 2008  
Capital Appropriations  
\$23.7 Million



Department of Special Services (Continued)

Measurement of the FY 2008 Capital Project impact upon the annual operating budget after project completion is presented below as an addition to or reduction of cost.

FY 2008 Capital Budget  Title	Appropriations	Annual Operating Budget Impact			
		Personnel Service Costs	Other Operating Costs	Debt Service Costs	Total
<b>SEWER</b>					
<b>SANITARY FACILITIES</b>					
Belltown Sanitary Sewer	\$ 100,000	\$ -	\$ -	\$ 8,250	\$ 8,250
Boxwood Road Sanitary Sewer Improvements	500,000	-	-	41,250	41,250
Brandywine Hundred Clearwater Program	530,000	-	-	43,725	43,725
Brandywine Hundred North Rehabilitation	2,891,000	-	-	238,508	238,508
Brandywine Hundred South Rehabilitation	4,351,000	-	-	358,958	358,958
Bridleshire Farms Septic Elimination	1,200,000	-	-	99,000	99,000
Calf Run Relief	(681,000)	-	-	(56,182)	(56,182)
Delaware City Treatment Plant Rehabilitation	200,000	-	-	16,500	16,500
DelDot Coordination Project	1,500,000	-	-	123,750	123,750
Electrical Power Distribution Upgrades	500,000	-	-	41,250	41,250
Grendon Farms	(240,000)	-	-	(19,800)	(19,800)
Hyde Run Relief	1,000,000	-	-	82,500	82,500
Little Mill Interceptor	(486,000)	-	-	(40,095)	(40,095)
North Delaware Interceptor System	9,735,000	-	-	803,138	803,138
Odor & H2S Issues	50,000	-	-	4,125	4,125
Pigeon Run Septic Elimination	(18,000)	-	-	(1,485)	(1,485)*
Pump Station Meters	(439,000)	-	-	(36,218)	(36,218)
Pump Station Rehabilitation	200,000	-	-	16,500	16,500
Pump Station Roof Replacement	(50,000)	-	-	(4,125)	(4,125)*
Sewer Repairs and Rehabilitation	500,000	-	-	41,250	41,250
Special Services Complex	500,000	-	-	41,250	41,250
Stormwater Basin Renovations	600,000	-	-	49,500	49,500
Wastewater Treatment Plant/Discharge Elimination	50,000	-	-	4,125	4,125
Wastewater Treatment Plant Upgrades	500,000	-	-	41,250	41,250
White Clay Creek Pump Station Rehabilitation	250,000	-	-	20,625	20,625
White Clay Sewer Basin Rehabilitation	500,000	-	-	41,250	41,250
<b>TOTAL SEWER</b>	<b>\$23,743,000</b>	<b>\$ 0</b>	<b>\$ 0</b>	<b>\$1,958,799</b>	<b>\$1,958,799</b>

\*Sunset Projects FYE 2007

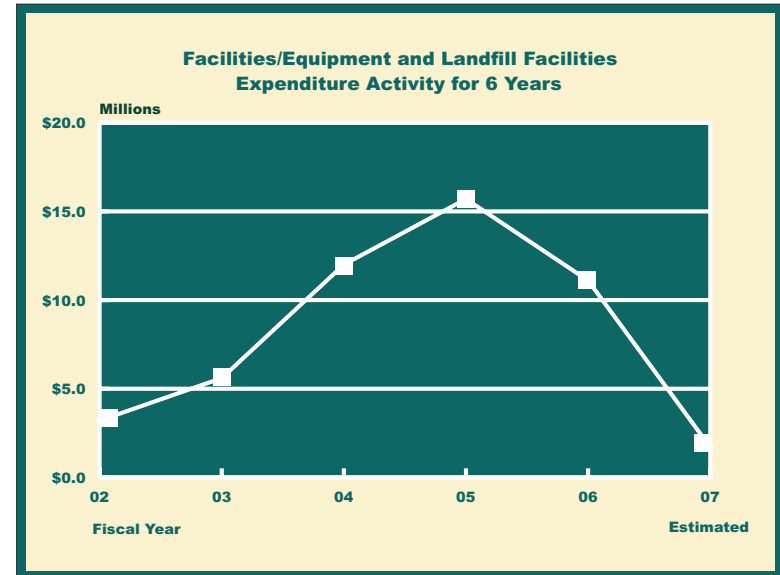


Department of Special Services (Continued)

Facilities/Equipment and Landfill Facilities

- **Environmental Protection** - Protection of environment and facilities from hazardous substances (asbestos, PCB's, Radon, chemicals) and underground fuel tanks (fuel oil, gasoline, diesel).
- **Building and Facilities Improvement/Additions** - Rehabilitation and modification of County agencies' facilities and equipment and facility acquisition.
- **Landfills** - Prevention of further movement of leachate from the Army Creek Landfill and remediation at the Tybouts Corner site. Both facilities have been closed for several years. Remediation at both facilities is ongoing.
- **Fleet Equipment** - Purchase and upgrade County fleet equipment as needed and required.

The accompanying chart is a six-year line-graph for Facilities/Equipment and Landfill Facilities expenditures. Annotated below the chart is the amount of available appropriations at February 28, 2007 and the appropriations approved for FY 2008.



Available Appropriations  
as of 2/28/2007  
\$14.9 Million

Recommended FY 2008  
Capital Appropriations  
(\$5.1 Million)

Approved FY 2008  
Capital Appropriations  
(\$5.1 Million)



New Castle County Government Center at Christmas.

Department of Special Services (Continued)

Measurement of the FY 2008 Capital Project impact upon the annual operating budget after project completion is presented below as an addition to or reduction of cost.

FY 2008 Capital Budget	Appropriations	Annual Operating Budget Impact			
		Personnel Service Costs	Other Operating Costs	Debt Service Costs	Total
Title					
<b>FACILITIES/EQUIPMENT</b>					
Army Creek Landfill Upgrade	\$ (1,000,000)	\$ -	\$ -	\$ (82,500)	\$ (82,500)
Carpeting	(50,000)	-	-	(4,125)	(4,125) ***
City/County Building Systems Upgrade/Renovations	(2,344,000)	-	-	(87,038)	(87,038) *
City/County Building & Parking Garage	(812,000)	-	-	(66,990)	(66,990)
Fleet Acquisitions	3,937,000	-	-	General Fund	- **
General Facilities Improvements	(2,585,000)	-	-	(213,262)	(213,262)
Government Center Parking Lot	(600,000)	-	-	(49,500)	(49,500)
Government Center Roof Replacement	(1,000,000)	-	-	(82,500)	(82,500)
Upgrade ATC Controls	(338,000)	-	-	(27,885)	(27,885) ***
Warehouse Renovations/Expansion	(43,000)	-	-	(3,548)	(3,548) ***
Tybouts Landfill	(300,000)	-	-	(24,750)	(24,750) ***
<b>TOTAL FACILITIES/EQUIPMENT</b>	<b>\$ (5,135,000)</b>	<b>\$ 0</b>	<b>\$ 0</b>	<b>\$ (642,098)</b>	<b>\$ (642,098)</b>

\*Part City of Wilmington Funding

\*\*General Fund

\*\*\*Sunset Projects FYE 2007

Department of Special Services *(Continued)*

Parks

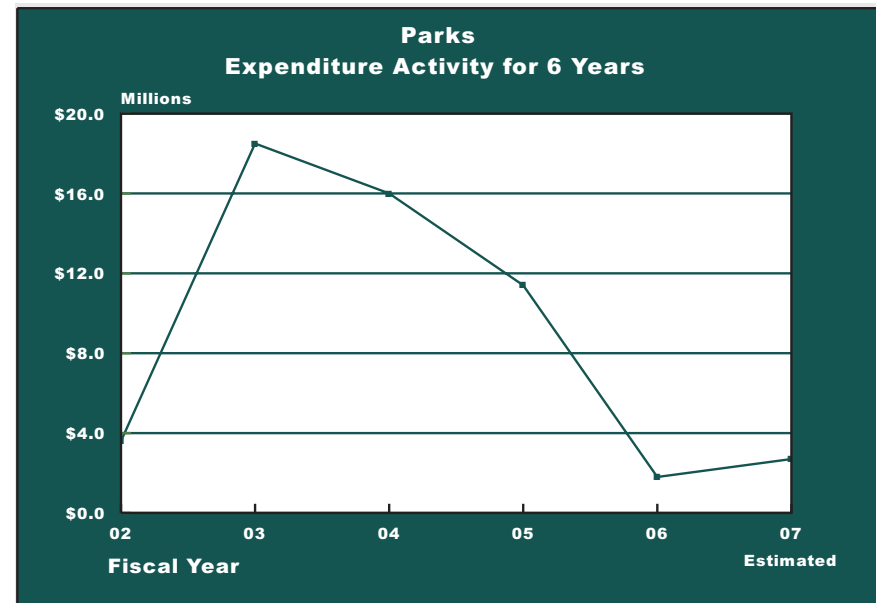
Special Services has responsibility for developing and maintaining over 6,000 acres of parkland controlled by the County.

- **Land Development** - Expansion and development of existing and new parks/recreational facilities consistent with the Department’s Comprehensive Development Plan.
- **Land Acquisition** - Expansion of strategic land holdings for the preservation of natural areas, farmland, and the development of District Parks, when approved, in the Departmental Long Range Plan.



*One of many community playgrounds maintained by the Parks Section.*

The chart shown below is a six-year line-graph for Parks expenditures. Annotated below the chart is the amount of available appropriations at February 28, 2007 and the appropriations approved for FY 2008.



Available Appropriations  
as of 2/28/2007  
\$44.5 Million

Recommended FY 2008  
Capital Appropriations  
(\$10.4 Million)

Approved FY 2008  
Capital Appropriations  
(\$10.4 Million)

Department of Special Services (Continued)

FY 2007 Capital Budget		Annual Operating Budget Impact			
Title	Appropriations	Personnel Service Costs	Other Operating Costs	Debt Service Costs	Total
<b>PARKS</b>					
Canby West Road Renovations	\$ (150,000)	\$ -	\$ -	\$ (12,375)	\$ (12,375) **
Delcastle Parking Renovations	300,000	-	-	24,750	24,750
Game Court Improvements	75,000	-	-	6,188	6,188
General Parkland Improvements	250,000	-	-	20,625	20,625
Glasgow Regional Park	1,915,000	-	5,000	153,038	158,038 *
Parkland Acquisition	(5,000,000)	-	-	(412,500)	(412,500)
Play Area Improvements	600,000	-	-	49,500	49,500
River Road Park Expansion	(237,000)	-	-	(19,553)	(19,553) **
Rockwood Park	(500,000)	-	-	(41,250)	(41,250)
Southern Regional Park	(2,166,000)	-	-	(178,695)	(178,695) **
Talley Day Park Phase II	(101,000)	-	-	(8,333)	(8,333) **
Wiggins Mill	(5,405,000)	-	-	(445,913)	(445,913)
<b>TOTAL PARKS</b>	<b>\$ (10,419,000)</b>	<b>\$ 0</b>	<b>\$ 5,000</b>	<b>\$ (864,518)</b>	<b>\$ (859,518)</b>

\*Includes State Funding

\*\*Sunset Projects FYE 2007

**Department of Community Services**

The Department of Community Services provides cultural, educational and recreational programming and housing services for County residents.

- Sports and recreational programs offered by the Department include sports leagues and tournaments, the Senior Sports Center at PAL, Smart Beginnings, summer camps, Safety Town, Arts Studio courses and workshops, equestrian events and programs at Carousel Park and Special Events programming, e.g. Cub-A-Ree and the Ice Cream Festival at Rockwood Park.

- Hot meals at 13 senior centers and nutrition sites sponsored by the County in cooperation with local community groups;

- The County’s library system provides a total of 15 public libraries. Nine facilities are directly administered by the Department (Appoquinimink, Claymont, Brandywine Hundred, Hockessin, Kirkwood, Newark, Bear, Elsmere and Woodlawn), and six are contractually managed (Corbit-Calloway, Delaware City, New Castle, Wilmington and its two branches, La Biblioteca del Pueblo and the North Wilmington Branch);

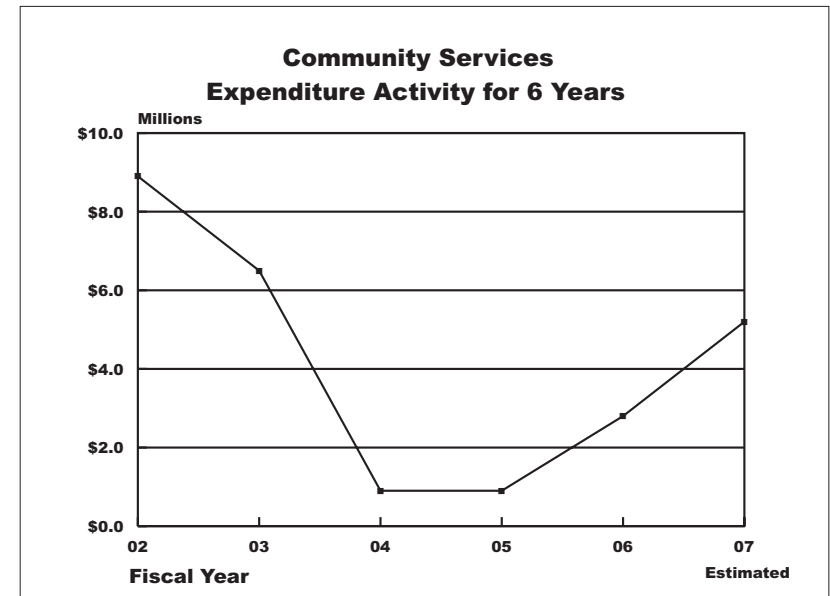
- Management of the Community Development Block Grant (CDBG) Program, the Section 8 Housing Assistance Program, the Rental Rehabilitation Grant Program, Emergency Shelter Grant Program and the State of Delaware Housing Development Fund.

- Capital program objectives include:

- **Library Facilities** - Expansion of the Hockessin and Bear libraries and construction of the Kirkwood Library.

Measurement of the FY 2008 Capital Project impact upon the annual operating budget after project completion is presented below as an addition to or reduction of cost.

The accompanying chart is a six-year line-graph for Community Services Department expenditures. Annotated below the chart is the amount of available appropriations at February 28, 2007 and the appropriations approved for FY 2008.



<b>Available Appropriations</b> as of 2/28/2007 <b>\$18.2 Million</b>	<b>Recommended FY 2008</b> <b>Capital Appropriations</b> <b>\$1.7 Million</b>	<b>Approved FY 2008</b> <b>Capital Appropriations</b> <b>\$1.7 Million</b>
---	---	--

Title	FY 2008 Capital Budget Appropriations	Operating Budget Impact			
		Personnel Service Costs	Other Operating Costs	Debt Service Costs	Total
<b>COMMUNITY SERVICES</b>					
Bear Library Expansion	\$ 1,000,000 *	\$ -	\$ -	\$ -	\$ -
Hockessin Library Expansion	700,000 *	-	-	-	-
<b>TOTAL COMMUNITY SERVICES</b>	<b>\$ 1,700,000</b>	<b>\$ 0</b>	<b>\$ 0</b>	<b>\$ 0</b>	<b>\$ 0</b>

\* Non-County Funds

**Department of Public Safety**

The Department of Public Safety provides county law enforcement, emergency communications (911), emergency medical services, and emergency preparedness services to the residents of New Castle County. The following briefly describes the department’s functions and objectives in this year’s Capital Budget and Program.

The **New Castle County Police** represent the largest municipal **Law Enforcement** agency in the State of Delaware. Providing jurisdictional Police services to over 500,000 residents of New Castle County, they respond to all emergency and non-emergency calls for service in all unincorporated and some incorporated areas in New Castle County. In addition, the Division provides for law enforcement services to the Town of Middletown on a contractual basis. Capital Program objectives include:

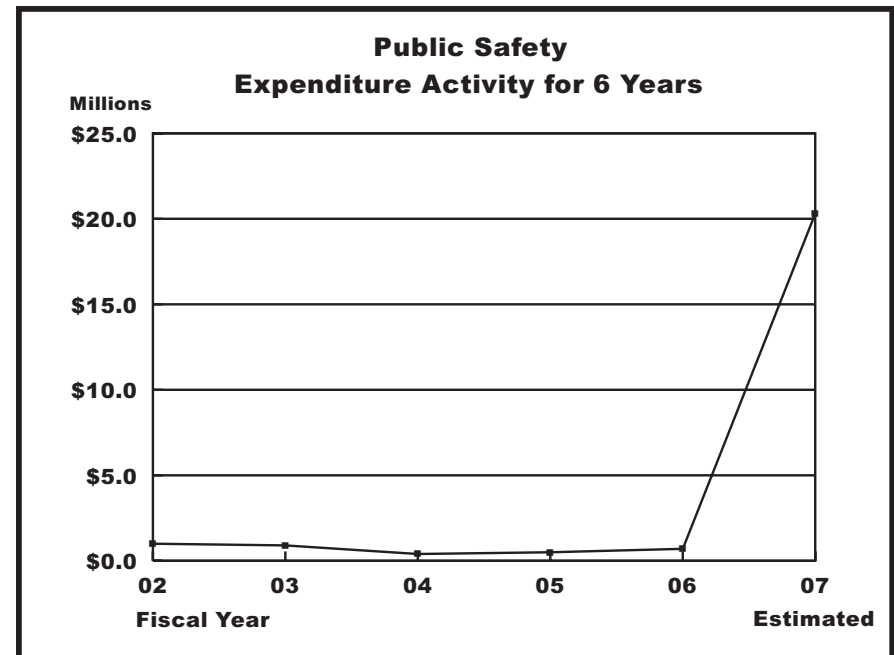
- **Law Enforcement Facilities** - Centralize facilities to coordinate the service needs of County residents by optimizing logistical placement of Police Officers.
- **Communications Improvements** - Protect the lives of police officers and residents through state-of-the-art equipment and technology.

The **Emergency Communications Division** serves as the vital link between the populace of New Castle County and all related requests for emergency police, fire, rescue and medical service. Additionally, the Emergency Communications Division assists in the dispatch of other municipal user groups and other incorporated municipal police agencies. Capital Program objectives include:

- **Communication Improvements** - Protection of County residents through state-of-the-art communications networks.

**Emergency Medical Services** provides for direct medical services to all life threatening and non-life threatening emergencies. The advanced life support units, working in conjunction with all volunteer fire companies, now provides for a program which establishes the best in initial medical observations and stabilization during medical situations.

The chart shown below is a six-year line-graph for the Department of Public Safety expenditures. Annotated below the chart is the amount of available appropriations at February 28, 2007 and the appropriations approved for FY 2008.



**Available Appropriations**  
as of 2/28/2007  
**\$10.4 Million**

**Recommended FY 2008**  
Capital Appropriations  
**\$0 Million**

**Approved FY 2008**  
Capital Appropriations  
**\$0 Million**

Department of Public Safety (Continued)

Measurement of the FY 2008 Capital Project impact upon the annual operating budget after project completion is presented below as an addition to or reduction of cost.

FY 2008 Capital Budget		Annual Operating Budget Impact			
Title	Appropriations	Personnel Service Costs	Other Operating Costs	Debt Service Costs	Total
<b>PUBLIC SAFETY</b>	\$ 0	\$ 0	\$ 972,076	\$ 0	\$ 972,076
<b>Total Public Safety</b>	<b>\$ 0</b>	<b>\$ 0</b>	<b>\$ 972,076</b>	<b>\$ 0</b>	<b>\$ 972,076</b>



**Mobile Data Terminals.**

**New Castle County Airport**

On June 30, 1995 New Castle County transferred operation and control of the New Castle County Airport to the Delaware River and Bay Authority (DRBA), vis-a-vis a 30-year lease agreement.

All capital improvements at the County Airport will be financed and managed by the DRBA.

A six-year expenditure activity graph is not presented here as New Castle County has not incurred capital expenditures after FY 1995.



New Castle County Airport



**Department of Administration**

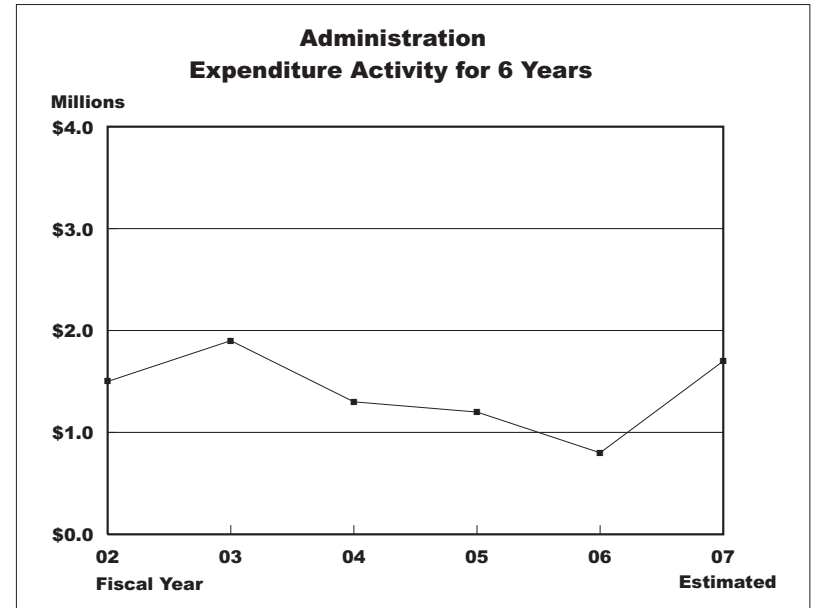
The Department of Administration provides support service to all County departments and offices. Centralized services provided by this department include:

- Finance
- Human Resources
- Law
- Information Systems
- Procurement
- Central Services (mail, printing, records management and storeroom)
- Customer Information and Assistance

Program objectives for FY 2008 and throughout the remainder of the program years are as follows:

- **Information Systems** - Provide a County-wide computer communications network and implement additional technical business solutions throughout the County.

The chart shown below is a six-year line-graph for the Department of Administration expenditures. Annotated below the chart is the amount of available appropriations at February 28, 2007 and the appropriations approved for FY 2008.



Available Appropriations  
as of 2/28/2007  
\$1.3 Million

Recommended FY 2008  
Capital Appropriations  
\$1.7 Million

Approved FY 2008  
Capital Appropriations  
\$1.7 Million

Department of Administration (Continued)

Measurement of the FY 2008 Capital Project impact upon the annual operating budget after project completion is presented below as an addition to or reduction of cost.

FY 2008 Capital Budget		Annual Operating Budget Impact			
Title	Appropriations	Personnel Service Costs	Other Operating Costs	Debt Service Costs	Total
<b>ADMINISTRATION</b>					
Information Systems Expansion	\$1,675,000	\$ 0	\$37,500	\$61,875	\$99,375
<b>Total Administration</b>	<b>\$1,675,000</b>	<b>\$ 0</b>	<b>\$37,500</b>	<b>\$61,875</b>	<b>\$99,375</b>

**County Executive**

The County Executive section of the Capital Program is to provide contingency project funding to meet increased costs of an authorized project or other contingency criteria.

A six-year expenditure activity graph is not presented here since expenditure activity is recorded in the respective departments where the project is authorized. Annotated below is the amount of available appropriations at February 28, 2007 and the appropriations approved for FY 2008.



**Available Appropriations  
as of 2/28/2007  
\$2.2 Million**

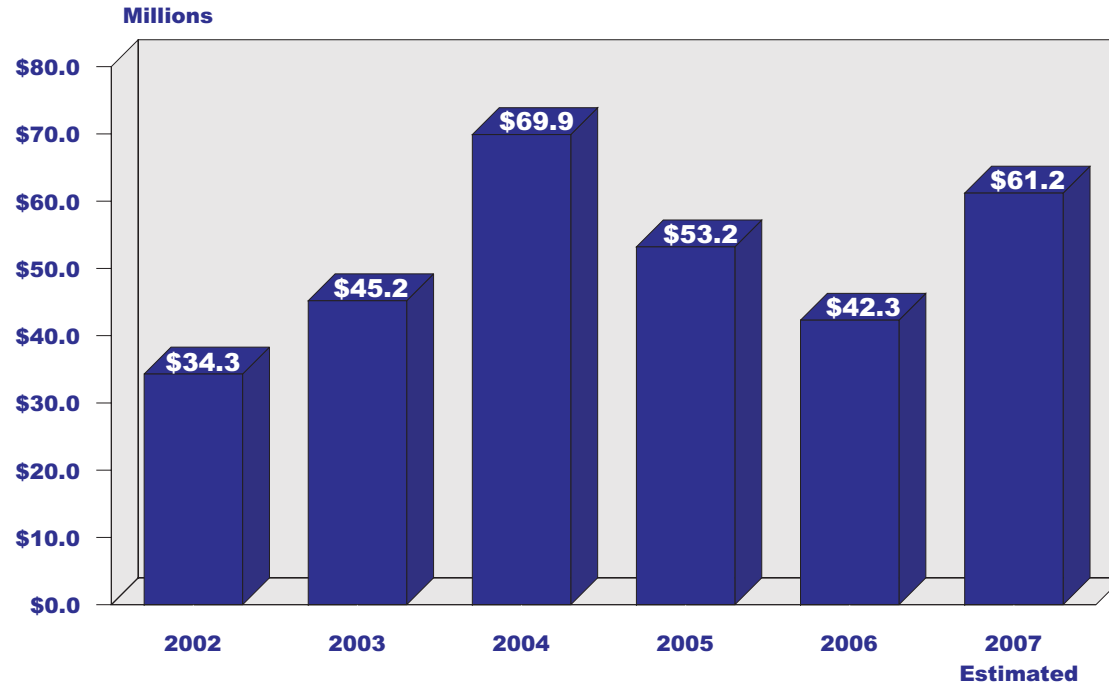
**Recommended FY 2008  
Capital Appropriations  
\$0 Million**

**Approved FY 2008  
Capital Appropriations  
\$0 Million**

Measurement of the FY 2008 Capital Project impact upon the annual operating budget after project completion is presented below as an addition to or reduction of cost.

FY 2008 Capital Budget		Annual Operating Budget Impact			
Title	Appropriations	Personnel Service Costs	Other Operating Costs	Debt Service Costs	Total
COUNTY EXECUTIVE	\$ 0	\$ 0	\$ 0	\$ 0	\$ 0
<b>Total County Executive</b>	<b>\$ 0</b>	<b>\$ 0</b>	<b>\$ 0</b>	<b>\$ 0</b>	<b>\$ 0</b>

## New Castle County Expenditure Activity for Six Years By Program



Executive - Glenville	0.0	0.0	15.0	0.0	0.0	0.0
Sewer	16.1	10.8	15.6	31.0	25.1	29.6
Facilities/Equipment	2.6	5.6	19.3	17.1	11.1	1.7
Parks	3.3	19.5	15.1	11.0	1.8	2.7
Information Systems	1.5	1.9	1.9	1.6	.8	1.7
Public Safety	1.0	.9	.4	.6	.7	20.3
Community Services	8.9	6.5	2.6	1.1	2.8	5.2

---

**Schedule of Program  
Appropriation and Funding  
FY 2008 - 2013**

---

**NEW CASTLE COUNTY  
FY 2008  
CAPITAL BUDGET AND PROGRAM SUMMARY**

SUMMARY - APPROPRIATIONS AND FUNDING				(in thousands)							ALL CAPITAL PROJECTS	
DEPARTMENT/SOURCE OF FUNDS	Prior Auth.	Avail. Balance 02/28/07	Obligated Amount 02/28/07	%	FISCAL YEAR					Bal. To Complete	Total Cost	
					2008	2009	2010	2011	2012			2013
<b>SPECIAL SERVICES</b>	\$469,797	\$186,365	\$283,432	60%	\$8,189	\$44,757	\$31,261	\$29,739	\$25,463	\$18,021	\$68,112	\$695,339
<b>COMMUNITY SERVICES</b>	29,782	13,666	16,116	54%	1,700	2,725	7,375	7,375	8,718	0	0	57,675
<b>PUBLIC SAFETY</b>	54,518	10,431	44,087	81%	0	1,750	1,750	1,750	1,750	0	0	61,518
<b>ADMINISTRATION</b>	17,091	1,007	16,084	94%	1,675	1,675	1,675	1,675	1,675	1,675	0	27,141
<b>COUNTY EXECUTIVE</b>	2,228	2,228	0	0%	0	200	200	200	200	200	0	3,228
<b>TOTAL - PROJECT APPROPRIATIONS</b>	<b>\$573,416</b>	<b>\$213,697</b>	<b>\$359,719</b>	<b>63%</b>	<b>\$11,564</b>	<b>\$51,107</b>	<b>\$42,261</b>	<b>\$40,739</b>	<b>\$37,806</b>	<b>\$19,896</b>	<b>\$68,112</b>	<b>\$844,901</b>
<b>BONDS</b>	\$428,784	-	-	-	\$6,231	\$45,209	\$32,276	\$30,741	\$29,521	\$14,560	\$68,112	\$655,434
<b>FEDERAL</b>	1,191	-	-	-	0	0	0	0	0	0	0	1,191
<b>STATE</b>	23,548	-	-	-	1,060	875	4,500	4,500	1,820	0	0	36,303
<b>GENERAL FUND</b>	29,054	-	-	-	4,862	5,023	5,110	5,123	5,215	5,336	0	59,723
<b>IMPACT FEES</b>	4,103	-	-	-	0	0	0	0	0	0	0	4,103
<b>OTHER</b>	86,736	-	-	-	-589	0	375	375	1,250	0	0	88,147
<b>TOTAL - PROJECT FUNDING</b>	<b>\$573,416</b>	<b>-</b>	<b>-</b>	<b>-</b>	<b>\$11,564</b>	<b>\$51,107</b>	<b>\$42,261</b>	<b>\$40,739</b>	<b>\$37,806</b>	<b>\$19,896</b>	<b>\$68,112</b>	<b>\$844,901</b>

---

**Program Schedules &  
Project Narratives**

---

---

**Department of Special Services**

---



**NEW CASTLE COUNTY  
CAPITAL PROGRAM**

FY 2008-2013  
(in thousands)

Department: Special Services  
Activity: Total  
Development Program:

Proj. No.	Project Information	Funding Source	Prior Auth.	Avail. Balance 02/28/2007	Obligated Amount 02/28/2007	%	FISCAL YEARS					Bal. To Complete	Total Cost	
							2008	2009	2010	2011	2012			2013
	<b>Special Services</b>	BONDS	351008	-	-	-	5481	40659	27076	25541	21173	13610	68112	552660
		FEDERAL		-	-	-								
		STATE	10474	-	-	-	60							10534
		OTHER	108315	-	-	-	2648	4098	4185	4198	4290	4411		132145
	<b>DEPARTMENTAL TOTAL</b>	TOTAL	469797	186365	283432	69%	8189	44757	31261	29739	25463	18021	68112	695339

**NEW CASTLE COUNTY  
CAPITAL PROGRAM**

FY 2008-2013  
(in thousands)

Department: Special Services  
Activity: Subtotals  
Development Program:

Proj. No.	Project Information	Funding Source	Prior Auth.	Avail. Balance 02/28/2007	Obligated Amount 02/28/2007	%	FISCAL YEARS					Bal. To Complete	Total Cost	
							2008	2009	2010	2011	2012			2013
	Facilities/Equipment	BONDS	35322	-	-	-	-6483	50	1650	250	250	50	300	31389
	<b>Subtotal</b>	FEDERAL		-	-	-								
		STATE	105	-	-	-								105
		OTHER	20954	-	-	-	2648	4098	4185	4198	4290	4411		44784
		<b>TOTAL</b>		56381	14506	41576	74%	-3835	4148	5835	4448	4540	4461	300
	Landfill	BONDS	2200	-	-	-	-1300							900
	<b>Subtotal</b>	FEDERAL		-	-	-								
		STATE		-	-	-								
		OTHER		-	-	-								
		<b>TOTAL</b>		2200	1672	528	24%	-1300		0	0	0	0	

**NEW CASTLE COUNTY  
CAPITAL PROGRAM**

FY 2008-2013  
(in thousands)

Department: Special Services  
Activity: Subtotals  
Development Program:

Proj. No.	Project Information	Funding Source	Prior Auth.	Avail. Balance 02/28/2007	Obligated Amount 02/28/2007	%	FISCAL YEARS					Bal. To Complete	Total Cost	
							2008	2009	2010	2011	2012			2013
	Parks	BONDS	98118	-	-	-	-10479	4050	1725	3185	1225	925	575	99324
	<b>Subtotal</b>	FEDERAL		-	-	-								
		STATE	1461	-	-	-	60							1521
		OTHER	6600	-	-	-								6600
		<b>TOTAL</b>		106179	43831	62348	59%	-10419	4050	1725	3185	1225	925	575
	Sewers	BONDS	201397	-	-	-	23383	35779	22921	21126	18718	11655	67237	402216
	<b>Subtotal</b>	FEDERAL		-	-	-								
		STATE	2000	-	-	-								2000
		OTHER	70696	-	-	-								70696
		<b>TOTAL</b>		274093	116728	157365	57%	23383	35779	22921	21126	18718	11655	67237
	Stormwater	BONDS	13971	-	-	-	360	780	780	980	980	980		18831
	<b>Subtotal</b>	FEDERAL		-	-	-								
		STATE	6908	-	-	-								6908
		OTHER	10065	-	-	-								10065
		<b>TOTAL</b>		30944	9329	21615	70%	360	780	780	980	980	980	0

**NEW CASTLE COUNTY  
CAPITAL PROGRAM**

FY 2008-2013  
(in thousands)

Department: Special Services  
Activity: Facilities/Equipment  
Development Program: Miscellaneous Improvements

Proj. No.	Project Information	Funding Source	Prior Auth.	Avail. Balance 02/28/2007	Obligated Amount % 02/28/2007	FISCAL YEARS						Bal. To Complete	Total Cost		
						2008	2009	2010	2011	2012	2013				
0014	Upgrade ATC Controls	BONDS	1010	-	-	-	-338							672	
	Description: Project to upgrade HVAC controls to current technology at various locations.  Timing: Begin FY 2000.  All Council Districts	FEDERAL		-	-	-									
		STATE		-	-	-									
		OTHER		-	-	-									
		TOTAL		1010	363	647	64%	-338	0	0	0	0	0	0	672
	Work Description through 2007: De-authorize project FYE 2007.	Through 2008:				Balance 2009 to Completion:									
0113	City/County Bldg Systems Upgrade/Renovations	BONDS	1850	-	-	-	-1055							795	
	Description: Upgrade existing HVAC/electrical systems and renovations to first floor.  Timing: Begin FY 2002.  Council District 10	FEDERAL		-	-	-									
		STATE		-	-	-									
		OTHER		1650	-	-	-	-1289							361
		TOTAL		3500	2478	1022	29%	-2344	0	0	0	0	0	0	1156
	Work Description through 2007: Construction.	Through 2008: Renovations to Council Chambers, rest rooms, lobby and NCC old Treasury Area.				Balance 2009 to Completion: Renovations to Council Chambers, rest rooms, lobby and NCC old Treasury Area.									
0114	General Facilities Improvements	BONDS	3550	-	-	-	-2585							965	
	Description: Improvements as needed to various facilities.  Timing: Begin FY 2001.  All Council Districts	FEDERAL		-	-	-									
		STATE		-	-	-									
		OTHER		-	-	-									
		TOTAL		3550	2604	946	27%	-2585	0	0	0	0	0	0	965
	Work Description through 2007: Plan/implement.	Through 2008: Plan/implement.				Balance 2009 to Completion: Plan/implement.									

**NEW CASTLE COUNTY  
CAPITAL PROGRAM**

FY 2008-2013  
(in thousands)

Department: Special Services  
Activity: Facilities/Equipment  
Development Program: Miscellaneous Improvements

Proj. No.	Project Information	Funding Source	Prior Auth.	Avail. Balance 02/28/2007	Obligated Amount % 02/28/2007	FISCAL YEARS						Bal. To Complete	Total Cost	
						2008	2009	2010	2011	2012	2013			
<b>0203</b>	Warehouse Renovation/Expansion	BONDS	2200	-	-	-	-43							2157
	Description: Expansion of existing warehouse at Special Services complex.	FEDERAL		-	-	-								
		STATE		-	-	-								
		OTHER		-	-	-								
		<b>TOTAL</b>	<b>2200</b>	<b>43</b>	<b>2157</b>	<b>98 %</b>	<b>-43</b>	<b>0</b>	<b>0</b>	<b>0</b>	<b>0</b>	<b>0</b>	<b>0</b>	<b>2157</b>
	Timing: Begin FY 2002.	Work Description through 2007: De-authorize project FYE 2007.			Through 2008:			Balance 2009 to Completion:						
	Council District 7													
<b>0230</b>	Fleet Acquisitions	BONDS		-	-	-								
	Description: Purchase of heavy equipment, off road equipment, and vehicles. Funds for these purchases will come from the General Fund.	FEDERAL		-	-	-								
		STATE		-	-	-								
		OTHER	18404	-	-	-	3937	4098	4185	4198	4290	4411		43523
		<b>TOTAL</b>	<b>18404</b>	<b>2317</b>	<b>16087</b>	<b>87 %</b>	<b>3937</b>	<b>4098</b>	<b>4185</b>	<b>4198</b>	<b>4290</b>	<b>4411</b>	<b>0</b>	<b>43523</b>
	Timing: Begin FY 2002.	Work Description through 2007: Purchases as needed.			Through 2008: Purchases as needed.			Balance 2009 to Completion: Purchases as needed.						
	All Council Districts													
<b>0401</b>	Building Renovations	BONDS	2020	-	-	-								2020
	Description: Capital improvements to County buildings as required.	FEDERAL		-	-	-								
		STATE		-	-	-								
		OTHER		-	-	-								
		<b>TOTAL</b>	<b>2020</b>	<b>1558</b>	<b>462</b>	<b>23 %</b>	<b>0</b>	<b>0</b>	<b>0</b>	<b>0</b>	<b>0</b>	<b>0</b>	<b>0</b>	<b>2020</b>
	Timing: Begin FY 2004.	Work Description through 2007: Capital improvements as required.			Through 2008: Capital improvements as required.			Balance 2009 to Completion: Capital improvements as required.						
	All Council Districts													

**NEW CASTLE COUNTY  
CAPITAL PROGRAM**

FY 2008-2013  
(in thousands)

Department: Special Services  
Activity: Facilities/Equipment  
Development Program: Miscellaneous Improvements

Proj. No.	Project Information	Funding Source	Prior Auth.	Avail. Balance 02/28/2007	Obligated Amount % 02/28/2007	FISCAL YEARS						Bal. To Complete	Total Cost	
						2008	2009	2010	2011	2012	2013			
<b>0415</b>	<b>Energy Audit/Upgrade</b>													
	Description: Professionally review energy usage patterns, efficiency of various elements of infrastructure.	BONDS	200	-	-	-								200
		FEDERAL		-	-	-								
		STATE		-	-	-								
		OTHER	100	-	-	-								100
		<b>TOTAL</b>	<b>300</b>	<b>258</b>	<b>42</b>	<b>14%</b>	<b>0</b>	<b>0</b>	<b>0</b>	<b>0</b>	<b>0</b>	<b>0</b>	<b>0</b>	<b>300</b>
	Timing: Begin FY 2004.	Work Description through 2007: Design and implement.				Through 2008: Design and implement.				Balance 2009 to Completion: Design and implement.				
	All Council Districts													
<b>0437</b>	<b>Office Building Acquisition Project</b>													
	Description: Acquisition of building to provide office and building renovations.	BONDS	8080	-	-	-								8080
		FEDERAL		-	-	-								
		STATE		-	-	-								
		OTHER		-	-	-								
		<b>TOTAL</b>	<b>8080</b>	<b>59</b>	<b>8021</b>	<b>99%</b>	<b>0</b>	<b>0</b>	<b>0</b>	<b>0</b>	<b>0</b>	<b>0</b>	<b>0</b>	<b>8080</b>
	Timing: FY 2004.	Work Description through 2007:				Through 2008: Renovation.				Balance 2009 to Completion:				
	Council District 7													
<b>0440</b>	<b>City/County Building - 8th Floor Renovations</b>													
	Description: Expansion of the 8th floor Council Area and renovations to the Executive office at the City/County Building.	BONDS	1500	-	-	-								1500
		FEDERAL		-	-	-								
		STATE		-	-	-								
		OTHER		-	-	-								
		<b>TOTAL</b>	<b>1500</b>	<b>193</b>	<b>1307</b>	<b>87%</b>	<b>0</b>	<b>0</b>	<b>0</b>	<b>0</b>	<b>0</b>	<b>0</b>	<b>0</b>	<b>1500</b>
	Timing: FY2005 - FY2006.	Work Description through 2007: De-authorize project FYE 2007.				Through 2008:				Balance 2009 to Completion:				
	Council District 10													

**NEW CASTLE COUNTY  
CAPITAL PROGRAM**

FY 2008-2013  
(in thousands)

Department: Special Services  
Activity: Facilities/Equipment  
Development Program: Miscellaneous Improvements

Proj. No.	Project Information	Funding Source	Prior Auth.	Avail. Balance 02/28/2007	Obligated Amount % 02/28/2007	FISCAL YEARS						Bal. To Complete	Total Cost	
						2008	2009	2010	2011	2012	2013			
<b>0606</b>	<b>Carpeting</b>	BONDS	50	-	-	-	-50							
	Description: Replace carpeting in County owned buildings as needed.	FEDERAL		-	-	-								
		STATE		-	-	-								
		OTHER		-	-	-								
		<b>TOTAL</b>	<b>50</b>	<b>50</b>	<b>0</b>	<b>0%</b>	<b>-50</b>	<b>0</b>	<b>0</b>	<b>0</b>	<b>0</b>	<b>0</b>	<b>0</b>	<b>0</b>
	Timing: As needed.	Work Description through 2007: De-authorize project FYE 2007.			Through 2008:			Balance 2009 to Completion:						
	All Council Districts													
<b>0701</b>	<b>Vehicle Wash Bay</b>	BONDS		-	-	-								
	Description: Construct enclosed Wash Bay to clean county vehicles.	FEDERAL		-	-	-								
		STATE		-	-	-								
		OTHER		-	-	-								
		<b>TOTAL</b>	<b>0</b>	<b>0</b>	<b>0</b>	<b>0%</b>	<b>0</b>	<b>0</b>	<b>0</b>	<b>0</b>	<b>0</b>	<b>0</b>	<b>0</b>	<b>0</b>
	Timing: FY2008.	Work Description through 2007: <b>FY 2008 PROGRAMMED AMOUNT DEAUTHORIZED.</b>			Through 2008:			Balance 2009 to Completion:						
	Council District 7													
<b>0703</b>	<b>Government Center Roof Replacement</b>	BONDS	1000	-	-	-	-1000		1000					1000
	Description: Design and construction of new roofing and insulation for the Government Center.	FEDERAL		-	-	-								
		STATE		-	-	-								
		OTHER		-	-	-								
		<b>TOTAL</b>	<b>1000</b>	<b>1000</b>	<b>0</b>	<b>0%</b>	<b>-1000</b>	<b>0</b>	<b>1000</b>	<b>0</b>	<b>0</b>	<b>0</b>	<b>0</b>	<b>1000</b>
	Timing: FY2010.	Work Description through 2007:			Through 2008:			Balance 2009 to Completion:						
	Council District 7													

**NEW CASTLE COUNTY  
CAPITAL PROGRAM**

FY 2008-2013  
(in thousands)

Department: Special Services  
Activity: Facilities/Equipment  
Development Program: Miscellaneous Improvements

Proj. No.	Project Information	Funding Source	Prior Auth.	Avail. Balance 02/28/2007	Obligated Amount % 02/28/2007	FISCAL YEARS						Bal. To Complete	Total Cost	
						2008	2009	2010	2011	2012	2013			
0711	Government Center Parking Lot	BONDS	600	-	-	-	-600		600					600
	Description: Paving of the Government Center parking lot.	FEDERAL		-	-	-								
		STATE		-	-	-								
		OTHER		-	-	-								
		<b>TOTAL</b>		600	600	0	0%	-600	0	600	0	0	0	0
	Timing: FY 2010.	Work Description through 2007:			Through 2008:			Balance 2009 to Completion:						
	Council District 7													
8919	Inspection of Tanks Environmental Control	BONDS	1696	-	-	-		25	25	25	25	25		1821
	Description: Inspection of tanks, replacing, retrofitting and monitoring.	FEDERAL		-	-	-								
		STATE		-	-	-								
		OTHER		-	-	-								
		<b>TOTAL</b>		1696	86	1610	95%	0	25	25	25	25	25	0
	Timing: Specific projects as need is identified.	Work Description through 2007: As needed.			Through 2008: As needed.			Balance 2009 to Completion: As needed.						
	All Council Districts													
9035	Hazardous Substances & Asbestos Abatement	BONDS	1147	-	-	-		25	25	25	25	25		1272
	Description: Abatement and/or disposal of asbestos and other hazardous materials.	FEDERAL		-	-	-								
		STATE		-	-	-								
		OTHER	250	-	-	-								250
		<b>TOTAL</b>		1397	22	1375	98%	0	25	25	25	25	25	0
	Timing: As identified.	Work Description through 2007: As needed.			Through 2008: As needed.			Balance 2009 to Completion: As needed.						
	All Council Districts													



**NEW CASTLE COUNTY  
CAPITAL PROGRAM**

FY 2008-2013  
(in thousands)

Department: Special Services  
Activity: Facilities/Equipment  
Development Program: Miscellaneous Improvements

Proj. No.	Project Information	Funding Source	Prior Auth.	Avail. Balance 02/28/2007	Obligated Amount % 02/28/2007	FISCAL YEARS						Bal. To Complete	Total Cost	
						2008	2009	2010	2011	2012	2013			
<b>9167</b>	City/County Bldg & Parking Garage Renovations	BONDS	5119	-	-	-	-812							4307
	Description: Repairs to structure and floor of parking garage and other required building renovations.	FEDERAL		-	-	-								
		STATE		-	-	-								
		OTHER	550	-	-	-								550
		<b>TOTAL</b>	<b>5669</b>	<b>1117</b>	<b>4552</b>	<b>80 %</b>	<b>-812</b>	<b>0</b>	<b>0</b>	<b>0</b>	<b>0</b>	<b>0</b>	<b>0</b>	<b>4857</b>
	Timing: Estimated completion FY 2008.	Work Description through 2007: Repairs as needed.			Through 2008: Complete.			Balance 2009 to Completion:						
	Council District 10													
<b>9808</b>	General Paving	BONDS	1000	-	-	-			200	100		100		1400
	Description: Re-paving at various county locations including curbs, sidewalks, and drainage repairs.	FEDERAL		-	-	-								
		STATE	105	-	-	-								105
		OTHER		-	-	-								
		<b>TOTAL</b>	<b>1105</b>	<b>433</b>	<b>672</b>	<b>61 %</b>	<b>0</b>	<b>0</b>	<b>0</b>	<b>200</b>	<b>100</b>	<b>0</b>	<b>100</b>	<b>1505</b>
	Timing: As required.	Work Description through 2007: Paving as required.			Through 2008: Paving as required.			Balance 2009 to Completion: Paving as required.						
	All Council Districts													
<b>9909</b>	General Roof Renovations	BONDS	800	-	-	-				100		200		1100
	Description: Project for major roof repairs at various facilities.	FEDERAL		-	-	-								
		STATE		-	-	-								
		OTHER		-	-	-								
		<b>TOTAL</b>	<b>800</b>	<b>555</b>	<b>245</b>	<b>31 %</b>	<b>0</b>	<b>0</b>	<b>0</b>	<b>0</b>	<b>100</b>	<b>0</b>	<b>200</b>	<b>1100</b>
	Timing: As required.	Work Description through 2007: Renovations as required.			Through 2008: Renovations as required.			Balance 2009 to Completion: Renovations as required.						
	All Council Districts													

**NEW CASTLE COUNTY  
CAPITAL PROGRAM**

FY 2008-2013  
(in thousands)

Department: Special Services  
Activity: Facilities/Equipment  
Development Program: Miscellaneous Improvements

Proj. No.	Project Information	Funding Source	Prior Auth.	Avail. Balance 02/28/2007	Obligated Amount % 02/28/2007	FISCAL YEARS						Bal. To Complete	Total Cost	
						2008	2009	2010	2011	2012	2013			
<b>9910</b>	Security	BONDS	3500	-	-	-								3500
	Description: Install upgraded integrated security systems at various county facilities.	FEDERAL		-	-	-								
		STATE		-	-	-								
		OTHER		-	-	-								
		<b>TOTAL</b>	<b>3500</b>	<b>1069</b>	<b>2431</b>	<b>69%</b>	<b>0</b>	<b>0</b>	<b>0</b>	<b>0</b>	<b>0</b>	<b>0</b>	<b>0</b>	<b>3500</b>
	Timing: Begin FY 2000.	Work Description through 2007: Implement.				Through 2008: Implement.				Balance 2009 to Completion: Implement.				
	All Council Districts													

**NEW CASTLE COUNTY  
CAPITAL PROGRAM**

FY 2008-2013  
(in thousands)

Department: Special Services  
Activity: Landfill  
Development Program: Landfills (closed)

Proj. No.	Project Information	Funding Source	Prior Auth.	Avail. Balance 02/28/2007	Obligated Amount % 02/28/2007	FISCAL YEARS						Bal. To Complete	Total Cost	
						2008	2009	2010	2011	2012	2013			
0126	Army Creek Landfill Upgrade	BONDS	1900	-	-	-	-1000							900
	Description: Various wells and additional equipment as required by EPA approved plan.	FEDERAL		-	-	-								
		STATE		-	-	-								
		OTHER		-	-	-								
		TOTAL		1900	1372	528	28%	-1000	0	0	0	0	0	0
Timing: Begin FY 2001.	Work Description through 2007: As required.				Through 2008: As required.				Balance 2009 to Completion: As required.					
	Council District 12													
0127	Tybouts Corner Landfill Upgrade	BONDS	300	-	-	-	-300							
	Description: Install and monitor additional equipment as required by EPA.	FEDERAL		-	-	-								
		STATE		-	-	-								
		OTHER		-	-	-								
		TOTAL		300	300	0	0%	-300	0	0	0	0	0	0
Timing: Begin FY 2001.	Work Description through 2007: De-authorize FYE 2007.				Through 2008:				Balance 2009 to Completion:					
	Council District 12													

**NEW CASTLE COUNTY  
CAPITAL PROGRAM**

FY 2008-2013  
(in thousands)

Department: Special Services  
Activity: Parks  
Development Program: District Parks

Proj. No.	Project Information	Funding Source	Prior Auth.	Avail. Balance 02/28/2007	Obligated Amount % 02/28/2007	FISCAL YEARS						Bal. To Complete	Total Cost
						2008	2009	2010	2011	2012	2013		
<b>0117</b>	<b>District Park #5</b>	BONDS	1650	-	-	-	1000						2650
	Description: Purchase of Harris/Grimm property and site work to develop a district park located in Red Lion.	FEDERAL		-	-	-							
		STATE		-	-	-							
		OTHER		-	-	-							
		<b>TOTAL</b>	<b>1650</b>	<b>1007</b>	<b>643</b>	<b>39%</b>	<b>0</b>	<b>1000</b>	<b>0</b>	<b>0</b>	<b>0</b>	<b>0</b>	<b>2650</b>
	Timing: Begin FY 2001.	Work Description through 2007: Construction.			Through 2008: Construction.			Balance 2009 to Completion: Construction.					
	Council District 6												
<b>0204</b>	<b>Woodshaven Improvements</b>	BONDS	450	-	-	-							450
	Description: Development of passive park.	FEDERAL		-	-	-							
		STATE		-	-	-							
		OTHER	250	-	-	-							250
		<b>TOTAL</b>	<b>700</b>	<b>169</b>	<b>531</b>	<b>76%</b>	<b>0</b>	<b>0</b>	<b>0</b>	<b>0</b>	<b>0</b>	<b>0</b>	<b>700</b>
	Timing: FY 2003.	Work Description through 2007: Construction.			Through 2008: Complete.			Balance 2009 to Completion:					
	Council District 8												
<b>0328</b>	<b>Coventry District Park Expansion</b>	BONDS	1400	-	-	-							1400
	Description: Improvements and addition of recreation facilities in existing district park.	FEDERAL		-	-	-							
		STATE		-	-	-							
		OTHER		-	-	-							
		<b>TOTAL</b>	<b>1400</b>	<b>942</b>	<b>458</b>	<b>33%</b>	<b>0</b>	<b>0</b>	<b>0</b>	<b>0</b>	<b>0</b>	<b>0</b>	<b>1400</b>
	Timing: FY 2003.	Work Description through 2007: Construction.			Through 2008: Complete.			Balance 2009 to Completion:					
	Council District 7												

**NEW CASTLE COUNTY  
CAPITAL PROGRAM**

FY 2008-2013  
(in thousands)

Department: Special Services  
Activity: Parks  
Development Program: District Parks

Proj. No.	Project Information	Funding Source	Prior Auth.	Avail. Balance 02/28/2007	Obligated Amount % 02/28/2007	FISCAL YEARS						Bal. To Complete	Total Cost	
						2008	2009	2010	2011	2012	2013			
0331	Parkland Acquisition	BONDS	19150	-	-	-	-5000							14150
	Description: Parkland acquisition.	FEDERAL		-	-	-								
		STATE	650	-	-	-								650
		OTHER	750	-	-	-								750
		<b>TOTAL</b>		20550	13475	7075	34%	-5000	0	0	0	0	0	0
Timing: FY 2003.	Work Description through 2007: Acquisition to be determined by Department of Special Services.				Through 2008: Acquisition to be determined by Department of Special Services.				Balance 2009 to Completion: Acquisition to be determined by Department of Special Services.					
	All Council Districts													
0430	Canby West Road Renovations	BONDS	150	-	-	-	-150							
	Description: Reconstruction of park road.	FEDERAL		-	-	-								
		STATE		-	-	-								
		OTHER		-	-	-								
		<b>TOTAL</b>		150	150	0	0%	-150	0	0	0	0	0	0
Timing: FY 2004.	Work Description through 2007: De-authorize project FYE 2007.				Through 2008:				Balance 2009 to Completion:					
	Council District 1													
0506	River Road Park Expansion	BONDS	250	-	-	-	-237							13
	Description: Expand park area to include new recreational facilities.	FEDERAL		-	-	-								
		STATE		-	-	-								
		OTHER		-	-	-								
		<b>TOTAL</b>		250	237	13	5%	-237	0	0	0	0	0	0
Timing: FY 2005.	Work Description through 2007: De-authorize project FYE 2007.				Through 2008:				Balance 2009 to Completion:					
	Council District 8													

**NEW CASTLE COUNTY  
CAPITAL PROGRAM**

FY 2008-2013  
(in thousands)

Department: Special Services  
Activity: Parks  
Development Program: District Parks

Proj. No.	Project Information	Funding Source	Prior Auth.	Avail. Balance 02/28/2007	Obligated Amount % 02/28/2007	FISCAL YEARS						Bal. To Complete	Total Cost	
						2008	2009	2010	2011	2012	2013			
9714	Talley Day Park Phase II	BONDS	2308	-	-	-	-101							2206
	Description: Development of active and passive recreation and support facilities and parking.	FEDERAL		-	-	-								
		STATE	211	-	-	-								211
		OTHER		-	-	-								
		<b>TOTAL</b>	<b>2519</b>	<b>101</b>	<b>2418</b>	<b>96%</b>	<b>-101</b>	<b>0</b>	<b>0</b>	<b>0</b>	<b>0</b>	<b>0</b>	<b>0</b>	<b>2417</b>
	Timing: Complete FY 2004.  Council District 2	Work Description through 2007: De-authorize FYE 2007.			Through 2008:			Balance 2009 to Completion:						

**NEW CASTLE COUNTY  
CAPITAL PROGRAM**

FY 2008-2013  
(in thousands)

Department: Special Services  
Activity: Parks  
Development Program: Game Court Improvements

Proj. No.	Project Information	Funding Source	Prior Auth.	Avail. Balance 02/28/2007	Obligated Amount % 02/28/2007	FISCAL YEARS						Bal. To Complete	Total Cost	
						2008	2009	2010	2011	2012	2013			
<b>0510</b>	<b>Game Court Improvements</b>	BONDS	250	-	-	-	75	75	75	75	75	75	75	775
	Description: Improvements and renovations to existing tennis and basketball courts. Specific game court areas to be identified in year of authorization.	FEDERAL		-	-	-								
		STATE		-	-	-								
		OTHER		-	-	-								
		<b>TOTAL</b>	<b>250</b>	<b>32</b>	<b>218</b>	<b>87%</b>	<b>75</b>	<b>75</b>	<b>75</b>	<b>75</b>	<b>75</b>	<b>75</b>	<b>75</b>	<b>775</b>
	Timing: FY 2005 - FY 2012.	Work Description through 2007: Design and construction improvements to courts.			Through 2008: Design and construction improvements to courts.			Balance 2009 to Completion: Design and construction improvements to courts.						
	All Council Districts													

**NEW CASTLE COUNTY  
CAPITAL PROGRAM**

FY 2008-2013  
(in thousands)

Department: Special Services  
Activity: Parks  
Development Program: General Parkland Improvements

Proj. No.	Project Information	Funding Source	Prior Auth.	Avail. Balance 02/28/2007	Obligated Amount % 02/28/2007	FISCAL YEARS						Bal. To Complete	Total Cost
						2008	2009	2010	2011	2012	2013		
<b>0509</b>	General Parkland Improvements	BONDS	750	-	-	-	250	250	250	250	250	250	2250
	Description: Development and renovations of parks and recreation facilities. Force account, construction materials, architectural services and other authorized park improvements.	FEDERAL		-	-	-							
		STATE	410	-	-	-							410
		OTHER		-	-	-							
		<b>TOTAL</b>	<b>1160</b>	<b>552</b>	<b>608</b>	<b>52 %</b>	<b>250</b>	<b>250</b>	<b>250</b>	<b>250</b>	<b>250</b>	<b>250</b>	<b>2660</b>
	Timing: FY 2005 - FY 2013.	Work Description through 2007: Neighborhood park renovations and other authorized park improvements.			Through 2008: Neighborhood park renovations and other authorized park improvements.			Balance 2009 to Completion: Neighborhood park renovations and other authorized park improvements.					
	All Council Districts												



**NEW CASTLE COUNTY  
CAPITAL PROGRAM**

FY 2008-2013  
(in thousands)

Department: Special Services  
Activity: Parks  
Development Program: Greenway Trails

Proj. No.	Project Information	Funding Source	Prior Auth.	Avail. Balance 02/28/2007	Obligated Amount 02/28/2007	FISCAL YEARS						Bal. To Complete	Total Cost
						2008	2009	2010	2011	2012	2013		
<b>0515</b>	<b>Greenway Systems</b>	BONDS	1500	-	-	-	500	500	500	500	500	500	4500
	Description: Cross County pathway connector system for walking and biking.	FEDERAL		-	-	-							
		STATE		-	-	-							
		OTHER		-	-	-							
		<b>TOTAL</b>	<b>1500</b>	<b>1388</b>	<b>112</b>	<b>7%</b>	<b>0</b>	<b>500</b>	<b>500</b>	<b>500</b>	<b>500</b>	<b>500</b>	<b>4500</b>
	Timing: Begin FY 2005.	Work Description through 2007: Construction.			Through 2008: Construction.			Balance 2009 to Completion: Construction.					
	All Council Districts												

**NEW CASTLE COUNTY  
CAPITAL PROGRAM**

FY 2008-2013  
(in thousands)

Department: Special Services  
Activity: Parks  
Development Program: Maintenance Base Operations

Proj. No.	Project Information	Funding Source	Prior Auth.	Avail. Balance 02/28/2007	Obligated Amount % 02/28/2007	FISCAL YEARS					Bal. To Complete	Total Cost	
						2008	2009	2010	2011	2012			2013
<b>9809</b>	Maintenance Base Renovations												
	Description: Construct new office and storage facilities and renovations as required.	BONDS	890	-	-	-							890
		FEDERAL		-	-	-							
		STATE		-	-	-							
		OTHER		-	-	-							
		<b>TOTAL</b>	<b>890</b>	<b>675</b>	<b>215</b>	<b>24%</b>	<b>0</b>	<b>0</b>	<b>0</b>	<b>0</b>	<b>0</b>	<b>0</b>	<b>890</b>
	Timing: FY 1999 - FY 2008.	Work Description through 2007: Renovations as required.				Through 2008: Renovations as required.				Balance 2009 to Completion:			
	All Council Districts												

**NEW CASTLE COUNTY  
CAPITAL PROGRAM**

FY 2008-2013  
(in thousands)

Department: Special Services  
Activity: Parks  
Development Program: Miscellaneous

Proj. No.	Project Information	Funding Source	Prior Auth.	Avail. Balance 02/28/2007	Obligated Amount % 02/28/2007	FISCAL YEARS						Bal. To Complete	Total Cost	
						2008	2009	2010	2011	2012	2013			
<b>0016</b>	<b>Bridge Improvements</b>	BONDS	240	-	-	-								240
	Description: Renovations of County park pedestrian foot bridges.	FEDERAL		-	-	-								
		STATE		-	-	-								
		OTHER		-	-	-								
		<b>TOTAL</b>	<b>240</b>	<b>240</b>	<b>0</b>	<b>0%</b>	<b>0</b>	<b>0</b>	<b>0</b>	<b>0</b>	<b>0</b>	<b>0</b>	<b>0</b>	<b>240</b>
	Timing: Begin FY 2002.	Work Description through 2007: Foot bridge renovations.			Through 2008: Foot bridge renovations.			Balance 2009 to Completion: Foot bridge renovations.						
	All Council Districts													
<b>0121</b>	<b>Sports Lighting</b>	BONDS	1050	-	-	-	250	500						1800
	Description: Lighting of existing sports fields.	FEDERAL		-	-	-								
		STATE		-	-	-								
		OTHER		-	-	-								
		<b>TOTAL</b>	<b>1050</b>	<b>850</b>	<b>200</b>	<b>19%</b>	<b>0</b>	<b>250</b>	<b>500</b>	<b>0</b>	<b>0</b>	<b>0</b>	<b>0</b>	<b>1800</b>
	Timing: FY 2001 - FY 2011.	Work Description through 2007: Lighting installation as approved.			Through 2008: Lighting installation as approved.			Balance 2009 to Completion: Lighting installation as approved.						
	All Council Districts													
<b>0516</b>	<b>Skate Parks</b>	BONDS	400	-	-	-								400
	Description: Construction of skate parks.	FEDERAL		-	-	-								
		STATE		-	-	-								
		OTHER		-	-	-								
		<b>TOTAL</b>	<b>400</b>	<b>400</b>	<b>0</b>	<b>0%</b>	<b>0</b>	<b>0</b>	<b>0</b>	<b>0</b>	<b>0</b>	<b>0</b>	<b>0</b>	<b>400</b>
	Timing: FY 2005.	Work Description through 2007: Construction as approved.			Through 2008: Construction as approved.			Balance 2009 to Completion: Construction as approved.						
	All Council Districts													

**NEW CASTLE COUNTY  
CAPITAL PROGRAM**

FY 2008-2013  
(in thousands)

Department: Special Services  
Activity: Parks  
Development Program: Miscellaneous

Proj. No.	Project Information	Funding Source	Prior Auth.	Avail. Balance 02/28/2007	Obligated Amount % 02/28/2007	FISCAL YEARS						Bal. To Complete	Total Cost	
						2008	2009	2010	2011	2012	2013			
<b>9815</b>	<b>Pavilion Renovations</b>													
	Description: Renovations of pavilions at various parks.	BONDS	189	-	-	-								189
		FEDERAL		-	-	-								
		STATE		-	-	-								
		OTHER		-	-	-								
		<b>TOTAL</b>	<b>189</b>	<b>109</b>	<b>80</b>	<b>42 %</b>	<b>0</b>	<b>0</b>	<b>0</b>	<b>0</b>	<b>0</b>	<b>0</b>	<b>0</b>	<b>189</b>
	Timing: FY 1999 - FY 2008.	Work Description through 2007: Renovations to selected pavilions.		Through 2008: Renovations to selected pavilions.			Balance 2009 to Completion:							
	All Council Districts													
<b>9917</b>	<b>Rockwood Park</b>													
	Description: Museum, facilities, grounds restoration, and development; restoration of Carriage House to a Visitors Center plus addition for storage facility.	BONDS	16100	-	-	-	-500							15600
		FEDERAL		-	-	-								
		STATE		-	-	-								
		OTHER		-	-	-								
		<b>TOTAL</b>	<b>16100</b>	<b>865</b>	<b>15235</b>	<b>95 %</b>	<b>-500</b>	<b>0</b>	<b>0</b>	<b>0</b>	<b>0</b>	<b>0</b>	<b>0</b>	<b>15600</b>
	Timing: Initiated FY 2000.	Work Description through 2007: Construction.		Through 2008: Complete.			Balance 2009 to Completion:							
	Council District 8													

**NEW CASTLE COUNTY  
CAPITAL PROGRAM**

FY 2008-2013  
(in thousands)

Department: Special Services  
Activity: Parks  
Development Program: Play Area Improvements

Proj. No.	Project Information	Funding Source	Prior Auth.	Avail. Balance 02/28/2007	Obligated Amount 02/28/2007	FISCAL YEARS						Bal. To Complete	Total Cost
						2008	2009	2010	2011	2012	2013		
<b>0508</b>	Play Area Improvements	BONDS	516	-	-	-	600	100	100	100	100	100	1616
	Description: Installation of play equipment in various parks as required.	FEDERAL		-	-	-							
		STATE	65	-	-	-							65
		OTHER		-	-	-							
		<b>TOTAL</b>	<b>581</b>	<b>1</b>	<b>580</b>	<b>100 %</b>	<b>600</b>	<b>100</b>	<b>100</b>	<b>100</b>	<b>100</b>	<b>100</b>	<b>1681</b>
	Timing: FY 2005 - FY 2013.	Work Description through 2007: Design and install play structures as approved.			Through 2008: Design and install play structures as approved.			Balance 2009 to Completion: Design and install play structures as approved.					
	All Council Districts												

**NEW CASTLE COUNTY  
CAPITAL PROGRAM**

FY 2008-2013  
(in thousands)

Department: Special Services  
Activity: Parks  
Development Program: Regional Parks

Proj. No.	Project Information	Funding Source	Prior Auth.	Avail. Balance 02/28/2007	Obligated Amount % 02/28/2007	FISCAL YEARS						Bal. To Complete	Total Cost	
						2008	2009	2010	2011	2012	2013			
<b>0017</b>	<b>Carousel Farms</b>	BONDS	2700	-	-	-								2700
	Description: Renovation to equestrian facility and grounds.	FEDERAL		-	-	-								
		STATE		-	-	-								
		OTHER		-	-	-								
		<b>TOTAL</b>	<b>2700</b>	<b>982</b>	<b>1718</b>	<b>64%</b>	<b>0</b>	<b>0</b>	<b>0</b>	<b>0</b>	<b>0</b>	<b>0</b>	<b>0</b>	<b>2700</b>
	Timing: Begin FY 2000.	Work Description through 2007: Construction.			Through 2008: Construction.			Balance 2009 to Completion: Construction.						
	Council District 9													
<b>0115</b>	<b>Brandywine Springs Park Rehabilitation</b>	BONDS	650	-	-	-								650
	Description: Lake Washington renovation, restoration of historic bridge abutment and pedestrian bridge.	FEDERAL		-	-	-								
		STATE	100	-	-	-								100
		OTHER		-	-	-								
		<b>TOTAL</b>	<b>750</b>	<b>621</b>	<b>129</b>	<b>17%</b>	<b>0</b>	<b>0</b>	<b>0</b>	<b>0</b>	<b>0</b>	<b>0</b>	<b>0</b>	<b>750</b>
	Timing: Begin FY 2001.	Work Description through 2007: Construction.			Through 2008: Complete construction.			Balance 2009 to Completion:						
	Council District 9													
<b>0205</b>	<b>Wiggins Mill</b>	BONDS	5100	-	-	-	-5405							-305
	Description: Plan, design and develop regional park.	FEDERAL		-	-	-								
		STATE		-	-	-								
		OTHER	2000	-	-	-								2000
		<b>TOTAL</b>	<b>7100</b>	<b>6410</b>	<b>690</b>	<b>10%</b>	<b>-5405</b>	<b>0</b>	<b>0</b>	<b>0</b>	<b>0</b>	<b>0</b>	<b>0</b>	<b>1695</b>
	Timing: Begin FY 2002.	Work Description through 2007: Construction.			Through 2008: Construction.			Balance 2009 to Completion: Construction.						
	Council District 6													

**NEW CASTLE COUNTY  
CAPITAL PROGRAM**

FY 2008-2013  
(in thousands)

Department: Special Services  
Activity: Parks  
Development Program: Regional Parks

Proj. No.	Project Information	Funding Source	Prior Auth.	Avail. Balance 02/28/2007	Obligated Amount % 02/28/2007	FISCAL YEARS						Bal. To Complete	Total Cost	
						2008	2009	2010	2011	2012	2013			
<b>0319</b>	Delcastle Tennis	BONDS	750	-	-	-								750
	Description: Plan, design, construct improvements to tennis center.	FEDERAL		-	-	-								
		STATE		-	-	-								
		OTHER		-	-	-								
		<b>TOTAL</b>	<b>750</b>	<b>658</b>	<b>92</b>	<b>12 %</b>	<b>0</b>	<b>0</b>	<b>0</b>	<b>0</b>	<b>0</b>	<b>0</b>	<b>0</b>	<b>750</b>
	Timing: Begin FY 2003.	Work Description through 2007: Construction.			Through 2008: Construction.			Balance 2009 to Completion: Construction.						
	Council District 9													
<b>0330</b>	Land Acquisition	BONDS	15000	-	-	-								15000
	Description: Funding for farmland preservation and open space initiatives.	FEDERAL		-	-	-								
		STATE		-	-	-								
		OTHER		-	-	-								
		<b>TOTAL</b>	<b>15000</b>	<b>7912</b>	<b>7088</b>	<b>47 %</b>	<b>0</b>	<b>0</b>	<b>0</b>	<b>0</b>	<b>0</b>	<b>0</b>	<b>0</b>	<b>15000</b>
	Timing: FY 2003 - FY 2012.	Work Description through 2007: Funding for farmland preservation and open space initiatives.			Through 2008: Funding for farmland preservation and open space initiatives.			Balance 2009 to Completion: Funding for farmland preservation and open space initiatives.						
	All Council Districts													
<b>0333</b>	Iron Hill Park	BONDS	400	-	-	-								400
	Description: Develop a master plan.	FEDERAL		-	-	-								
		STATE		-	-	-								
		OTHER	1000	-	-	-								1000
		<b>TOTAL</b>	<b>1400</b>	<b>1122</b>	<b>278</b>	<b>20 %</b>	<b>0</b>	<b>0</b>	<b>0</b>	<b>0</b>	<b>0</b>	<b>0</b>	<b>0</b>	<b>1400</b>
	Timing: FY 2003.	Work Description through 2007: Construction.			Through 2008: Construction.			Balance 2009 to Completion: Construction.						
	Council District 5													

**NEW CASTLE COUNTY  
CAPITAL PROGRAM**

FY 2008-2013  
(in thousands)

Department: Special Services  
Activity: Parks  
Development Program: Regional Parks

Proj. No.	Project Information	Funding Source	Prior Auth.	Avail. Balance 02/28/2007	Obligated Amount 02/28/2007	FISCAL YEARS						Bal. To Complete	Total Cost	
						2008	2009	2010	2011	2012	2013			
0334	Southern Regional Park	BONDS	2200	-	-	-	-2166							34
	Description: Development of a Southern Regional Park.	FEDERAL		-	-	-								
		STATE			-	-	-							
		OTHER			-	-	-							
		TOTAL		2200	2166	34	2%	-2166	0	0	0	0	0	0
	Timing: FY 2003.	Work Description through 2007: De-authorize project FYE 2007.			Through 2008:			Balance 2009 to Completion:						
	Council District 6,12													
0608	Delcastle Competition Quad	BONDS	800	-	-	-								800
	Description: Renovate and re-light competition ballfield quad complex to 300 foot fields.	FEDERAL		-	-	-								
		STATE			-	-	-							
		OTHER			-	-	-							
		TOTAL		800	777	23	3%	0	0	0	0	0	0	0
	Timing: FY2006.	Work Description through 2007: Design and construction.			Through 2008: Construction.			Balance 2009 to Completion:						
	Council District 9													
0609	Delcastle Parking Renovations	BONDS	600	-	-	-	300	300	300	300	300			2100
	Description: Planned phased renovations of sidewalks, curbing, parking surfaces, etc.	FEDERAL		-	-	-								
		STATE			-	-	-							
		OTHER			-	-	-							
		TOTAL		600	575	25	4%	300	300	300	300	300	0	0
	Timing: FY2006 through FY2012.	Work Description through 2007: Construction.			Through 2008: Construction.			Balance 2009 to Completion: Construction.						
	Council District 9													



**NEW CASTLE COUNTY  
CAPITAL PROGRAM**

FY 2008-2013  
(in thousands)

Department: Special Services  
Activity: Parks  
Development Program: Regional Parks

Proj. No.	Project Information	Funding Source	Prior Auth.	Avail. Balance 02/28/2007	Obligated Amount 02/28/2007	FISCAL YEARS						Bal. To Complete	Total Cost	
						2008	2009	2010	2011	2012	2013			
<b>0704</b>	<b>Banning Soccer Fields Sports Turf</b>	BONDS	600	-	-	-								600
	Description: Installation of synthetic turf on two soccer fields.	FEDERAL		-	-	-								
		STATE		-	-	-								
		OTHER		-	-	-								
		<b>TOTAL</b>	<b>600</b>	<b>577</b>	<b>23</b>	<b>4%</b>	<b>0</b>	<b>0</b>	<b>0</b>	<b>0</b>	<b>0</b>	<b>0</b>	<b>0</b>	<b>600</b>
	Timing: FY2007 through FY2009.	Work Description through 2007:			Through 2008: Design.			Balance 2009 to Completion: Construction.						
	Council District 1													
<b>9715</b>	<b>Middle Run Valley</b>	BONDS	1100	-	-	-								1100
	Description: Development and improvements to the Middle Run Valley Natural Area property.	FEDERAL		-	-	-								
		STATE		-	-	-								
		OTHER		-	-	-								
		<b>TOTAL</b>	<b>1100</b>	<b>594</b>	<b>506</b>	<b>46%</b>	<b>0</b>	<b>0</b>	<b>0</b>	<b>0</b>	<b>0</b>	<b>0</b>	<b>0</b>	<b>1100</b>
	Timing: Began FY 1997.	Work Description through 2007: Continue with improvements and new developments.			Through 2008: Continue with improvements and new developments.			Balance 2009 to Completion: Continue with improvements and new developments.						
	Council District 3,9													
<b>9916</b>	<b>Glasgow Regional Park</b>	BONDS	20975	-	-	-	1855	1575		1960				26365
	Description: Development of a regional park facility in the Glasgow area.	FEDERAL		-	-	-								
		STATE	25	-	-	-	60							85
		OTHER	2600	-	-	-								2600
		<b>TOTAL</b>	<b>23600</b>	<b>244</b>	<b>23356</b>	<b>99%</b>	<b>1915</b>	<b>1575</b>	<b>0</b>	<b>1960</b>	<b>0</b>	<b>0</b>	<b>0</b>	<b>29050</b>
	Timing: FY 2003.	Work Description through 2007: Construction.			Through 2008: Construction.			Balance 2009 to Completion: Construction.						
	Council District 11													

**NEW CASTLE COUNTY  
CAPITAL PROGRAM**

FY 2008-2013  
(in thousands)

Department: Special Services  
Activity: Sewers  
Development Program: Interceptors

Proj. No.	Project Information	Funding Source	Prior Auth.	Avail. Balance 02/28/2007	Obligated Amount % 02/28/2007	FISCAL YEARS						Bal. To Complete	Total Cost
						2008	2009	2010	2011	2012	2013		
<b>0212</b>	<b>Glasgow Trunk Line Relief</b>	BONDS	450	-	-	-							450
	Description: Place approximately 1,375 lf of 10" relief sewer along median of Route 40 in Glasgow.	FEDERAL		-	-	-							
		STATE		-	-	-							
		OTHER	215	-	-	-							215
		<b>TOTAL</b>	<b>665</b>	<b>47</b>	<b>618</b>	<b>93%</b>	<b>0</b>	<b>0</b>	<b>0</b>	<b>0</b>	<b>0</b>	<b>0</b>	<b>665</b>
	Timing: FY 2002.	Work Description through 2007: Construction.			Through 2008: Construction.			Balance 2009 to Completion: Construction.					
	Council District 11												
<b>0323</b>	<b>Mill Creek Interceptor Relief</b>	BONDS	2300	-	-	-							2300
	Description: Place 4,900 lf of 24" relief sewer along Mill Creek between Limestone Rd. and Stoney Batter Road.	FEDERAL		-	-	-							
		STATE		-	-	-							
		OTHER		-	-	-							
		<b>TOTAL</b>	<b>2300</b>	<b>1991</b>	<b>309</b>	<b>13%</b>	<b>0</b>	<b>0</b>	<b>0</b>	<b>0</b>	<b>0</b>	<b>0</b>	<b>2300</b>
	Timing: Initiate FY 2003.	Work Description through 2007: Construction.			Through 2008: Construction.			Balance 2009 to Completion: Construction.					
	Council District 3,9												
<b>0419</b>	<b>South Delaware Interceptor</b>	BONDS	100	-	-	-							100
	Description: Evaluation, analysis and design to existing 24" interceptor to divert flows to the South Christiana Interceptor.	FEDERAL		-	-	-							
		STATE		-	-	-							
		OTHER		-	-	-							
		<b>TOTAL</b>	<b>100</b>	<b>98</b>	<b>2</b>	<b>2%</b>	<b>0</b>	<b>0</b>	<b>0</b>	<b>0</b>	<b>0</b>	<b>0</b>	<b>100</b>
	Timing: Begin FY 2004.	Work Description through 2007: Construction.			Through 2008: Construction.			Balance 2009 to Completion: Construction.					
	Council District 12												

**NEW CASTLE COUNTY  
CAPITAL PROGRAM**

FY 2008-2013  
(in thousands)

Department: Special Services  
Activity: Sewers  
Development Program: Interceptors

Proj. No.	Project Information	Funding Source	Prior Auth.	Avail. Balance 02/28/2007	Obligated Amount % 02/28/2007	FISCAL YEARS						Bal. To Complete	Total Cost	
						2008	2009	2010	2011	2012	2013			
<b>0420</b>	<b>Old State Rd Interceptor</b>	BONDS	200	-	-	-								200
	Description: Evaluation, analysis and design of the sewer system at the confluence of the Old State Road and State Road Interceptor.	FEDERAL		-	-	-								
		STATE		-	-	-								
		OTHER		-	-	-								
		<b>TOTAL</b>	<b>200</b>	<b>171</b>	<b>29</b>	<b>15%</b>	<b>0</b>	<b>0</b>	<b>0</b>	<b>0</b>	<b>0</b>	<b>0</b>	<b>0</b>	<b>200</b>
	Timing: Begin FY 2004.	Work Description through 2007: Construction.			Through 2008:			Balance 2009 to Completion:						
	Council District 12													
<b>0610</b>	<b>Boxwood Rd Sanitary Sewer Improvements</b>	BONDS	100	-	-	-	500							600
	Description: Hydraulic analysis, metering, field investigation and design of sewer improvements to sanitary sewer located in the vicinity of the Little Mill Creek Interceptor near Boxwood Road.	FEDERAL		-	-	-								
		STATE		-	-	-								
		OTHER		-	-	-								
		<b>TOTAL</b>	<b>100</b>	<b>100</b>	<b>0</b>	<b>0%</b>	<b>500</b>	<b>0</b>	<b>0</b>	<b>0</b>	<b>0</b>	<b>0</b>	<b>0</b>	<b>600</b>
	Timing: FY 2007 through FY 2008.	Work Description through 2007: Metering and analysis. Plans/specifications and construction.			Through 2008: Complete construction.			Balance 2009 to Completion:						
	Council District 1													
<b>0611</b>	<b>South Christiana Interceptor Analysis</b>	BONDS		-	-	-		1500						1500
	Description: Planning metering, field work and analysis of South Christiana Sewer Interceptor.	FEDERAL		-	-	-								
		STATE		-	-	-								
		OTHER		-	-	-								
		<b>TOTAL</b>	<b>0</b>	<b>0</b>	<b>0</b>	<b>0%</b>	<b>0</b>	<b>0</b>	<b>1500</b>	<b>0</b>	<b>0</b>	<b>0</b>	<b>0</b>	<b>1500</b>
	Timing: FY 2010.	Work Description through 2007:			Through 2008:			Balance 2009 to Completion:						
	Council District 6,7,11,12													

**NEW CASTLE COUNTY  
CAPITAL PROGRAM**

FY 2008-2013  
(in thousands)

Department: Special Services  
Activity: Sewers  
Development Program: Interceptors

Proj. No.	Project Information	Funding Source	Prior Auth.	Avail. Balance 02/28/2007	Obligated Amount % 02/28/2007	FISCAL YEARS						Bal. To Complete	Total Cost
						2008	2009	2010	2011	2012	2013		
<b>0620</b>	<b>Belltown Sanitary Sewer Upgrade</b>	BONDS		-	-	-	100	600					700
	Description: Design and construction to upgrade approximately 3,000 lf of existing 8" sanitary sewer from Marabou Meadows and Paul Hodgson Vo Tech High School.	FEDERAL		-	-	-							
		STATE		-	-	-							
		OTHER		-	-	-							
	<b>TOTAL</b>		<b>0</b>	<b>0</b>	<b>0</b>	<b>0%</b>	<b>100</b>	<b>600</b>	<b>0</b>	<b>0</b>	<b>0</b>	<b>0</b>	<b>700</b>
	Timing: FY 2008.	Work Description through 2007: Design and construction.			Through 2008: Design and construction.			Balance 2009 to Completion: Construction.					
	Council District 6,12												
<b>9201</b>	<b>Little Mill Interceptor Relief</b>	BONDS	8293	-	-	-	-486						7807
	Description: Relief sewer construction along entire Little Mill Interceptor between Richardson Park and Greenville.	FEDERAL		-	-	-							
		STATE	2000	-	-	-							2000
		OTHER	250	-	-	-							250
	<b>TOTAL</b>		<b>10543</b>	<b>486</b>	<b>10057</b>	<b>95%</b>	<b>-486</b>	<b>0</b>	<b>0</b>	<b>0</b>	<b>0</b>	<b>0</b>	<b>10057</b>
	Timing: Complete FY 2007.	Work Description through 2007:			Through 2008:			Balance 2009 to Completion:					
	Council District 3												
<b>9602</b>	<b>Red Clay Interceptor Relief</b>	BONDS	9166	-	-	-							9166
	Description: Relief sewer construction along the entire Red Clay Interceptor from Richardson Park through Brandywine Springs County Park to Brookemeade Little Falls Area.	FEDERAL		-	-	-							
		STATE		-	-	-							
		OTHER		-	-	-							
	<b>TOTAL</b>		<b>9166</b>	<b>400</b>	<b>8766</b>	<b>96%</b>	<b>0</b>	<b>0</b>	<b>0</b>	<b>0</b>	<b>0</b>	<b>0</b>	<b>9166</b>
	Timing: Underway through FY 2007.	Work Description through 2007: Complete construction.			Through 2008:			Balance 2009 to Completion:					
	Council District 3,9												

**NEW CASTLE COUNTY  
CAPITAL PROGRAM**

FY 2008-2013  
(in thousands)

Department: Special Services  
Activity: Sewers  
Development Program: Interceptors

Proj. No.	Project Information	Funding Source	Prior Auth.	Avail. Balance 02/28/2007	Obligated Amount % 02/28/2007	FISCAL YEARS						Bal. To Complete	Total Cost	
						2008	2009	2010	2011	2012	2013			
<b>9604</b>	Hyde Run Relief	BONDS	6028	-	-	-	1000	500						7528
	Description: Relief sewer construction to alleviate identified system construction points.	FEDERAL		-	-	-								
		STATE		-	-	-								
		OTHER	100	-	-	-								100
		<b>TOTAL</b>	<b>6128</b>	<b>5756</b>	<b>372</b>	<b>6%</b>	<b>1000</b>	<b>500</b>	<b>0</b>	<b>0</b>	<b>0</b>	<b>0</b>	<b>0</b>	<b>7628</b>
	Timing: FY 2001 - FY 2008.	Work Description through 2007: Construction.			Through 2008: Complete construction.			Balance 2009 to Completion:						
	Council District 3,9													
<b>9701</b>	Calf Run Relief	BONDS	2399	-	-	-	-681							1718
	Description: Selected relief sewer construction between Kirkwood Highway and Stanton.	FEDERAL		-	-	-								
		STATE		-	-	-								
		OTHER	100	-	-	-								100
		<b>TOTAL</b>	<b>2499</b>	<b>681</b>	<b>1818</b>	<b>73%</b>	<b>-681</b>	<b>0</b>	<b>0</b>	<b>0</b>	<b>0</b>	<b>0</b>	<b>0</b>	<b>1818</b>
	Timing: FY 2001 - FY 2007.	Work Description through 2007: Complete construction.			Through 2008:			Balance 2009 to Completion:						
	Council District 1													

**NEW CASTLE COUNTY  
CAPITAL PROGRAM**

FY 2008-2013  
(in thousands)

Department: Special Services  
Activity: Sewers  
Development Program: Local Sewers

Proj. No.	Project Information	Funding Source	Prior Auth.	Avail. Balance 02/28/2007	Obligated Amount % 02/28/2007	FISCAL YEARS						Bal. To Complete	Total Cost
						2008	2009	2010	2011	2012	2013		
<b>0001</b>	<b>Ainsley Woods Septic Elimination</b>	BONDS	1600	-	-	-							1600
	Description: Local sewer system to service 42 parcels in the community of Ainsley Woods.	FEDERAL		-	-	-							
		STATE		-	-	-							
		OTHER	216	-	-	-							216
		<b>TOTAL</b>	<b>1816</b>	<b>296</b>	<b>1520</b>	<b>84 %</b>	<b>0</b>	<b>0</b>	<b>0</b>	<b>0</b>	<b>0</b>	<b>0</b>	<b>1816</b>
	Timing: Scheduled completion FY 2007.	Work Description through 2007: Complete construction.			Through 2008:			Balance 2009 to Completion:					
	Council District 3												
<b>0101</b>	<b>Backwater Valve Improvement</b>	BONDS	1100	-	-	-	100	100	100	100	100		1600
	Description: To install backwater valves in flood prone areas to prevent sewage back-ups during wet weather periods.	FEDERAL		-	-	-							
		STATE		-	-	-							
		OTHER		-	-	-							
		<b>TOTAL</b>	<b>1100</b>	<b>202</b>	<b>898</b>	<b>82 %</b>	<b>0</b>	<b>100</b>	<b>100</b>	<b>100</b>	<b>100</b>	<b>100</b>	<b>1600</b>
	Timing: Begin FY 2001.	Work Description through 2007: Construction (installation).			Through 2008: Construction (installation).			Balance 2009 to Completion: Construction (installation).					
	All Council Districts												
<b>0213</b>	<b>Bridleshire Farms Septic Elimination</b>	BONDS	1400	-	-	-	1200						2600
	Description: Local sewer system to service 56 lots in the community of Bridleshire Farms.	FEDERAL		-	-	-							
		STATE		-	-	-							
		OTHER		-	-	-							
		<b>TOTAL</b>	<b>1400</b>	<b>1261</b>	<b>139</b>	<b>10 %</b>	<b>1200</b>	<b>0</b>	<b>0</b>	<b>0</b>	<b>0</b>	<b>0</b>	<b>2600</b>
	Timing: Begin FY 2002.	Work Description through 2007: Construction.			Through 2008: Construction.			Balance 2009 to Completion: Complete construction.					
	Council District 3												

**NEW CASTLE COUNTY  
CAPITAL PROGRAM**

FY 2008-2013  
(in thousands)

Department: Special Services  
Activity: Sewers  
Development Program: Local Sewers

Proj. No.	Project Information	Funding Source	Prior Auth.	Avail. Balance 02/28/2007	Obligated Amount % 02/28/2007	FISCAL YEARS						Bal. To Complete	Total Cost
						2008	2009	2010	2011	2012	2013		
0214	Pigeon Run Septic Elimination	BONDS	2400	-	-	-	-18						2382
	Description: Local sewer system to service 125 lots in the community of Pigeon Run.	FEDERAL		-	-	-							
		STATE			-	-	-						
		OTHER	200		-	-	-						200
		TOTAL		2600	18	2582	99%	-18	0	0	0	0	0
Timing: Begin FY 2002.	Work Description through 2007: De-authorize project FYE 2007.				Through 2008:			Balance 2009 to Completion:					
Council District 12													

**NEW CASTLE COUNTY  
CAPITAL PROGRAM**

FY 2008-2013  
(in thousands)

Department: Special Services  
Activity: Sewers  
Development Program: Miscellaneous

Proj. No.	Project Information	Funding Source	Prior Auth.	Avail. Balance 02/28/2007	Obligated Amount % 02/28/2007	FISCAL YEARS						Bal. To Complete	Total Cost	
						2008	2009	2010	2011	2012	2013			
<b>0433</b>	<b>Mobile Radio System Upgrade</b>	BONDS	900	-	-	-								900
	Description: Upgrades are needed to the two-way radio system equipment in order to utilize the State's sites. Numerous blackout or non-response areas are experienced.	FEDERAL		-	-	-								
		STATE		-	-	-								
		OTHER		-	-	-								
		<b>TOTAL</b>	<b>900</b>	<b>124</b>	<b>776</b>	<b>86%</b>	<b>0</b>	<b>0</b>	<b>0</b>	<b>0</b>	<b>0</b>	<b>0</b>	<b>0</b>	<b>900</b>
	Timing: Begin FY 2004.	Work Description through 2007: Upgrade two-way radio systems.				Through 2008:				Balance 2009 to Completion:				
	All Council Districts													
<b>0622</b>	<b>General Sewer Improvements</b>	BONDS	610	-	-	-	330	340	350	360	370			2360
	Description: Force account for major capital improvements, design, review and inspections.	FEDERAL		-	-	-								
		STATE		-	-	-								
		OTHER		-	-	-								
		<b>TOTAL</b>	<b>610</b>	<b>437</b>	<b>173</b>	<b>28%</b>	<b>0</b>	<b>330</b>	<b>340</b>	<b>350</b>	<b>360</b>	<b>370</b>	<b>0</b>	<b>2360</b>
	Timing: FY 2006.	Work Description through 2007: Inspections design and improvements.				Through 2008: Inspections, design and improvements.				Balance 2009 to Completion:				
	All Council Districts													



**NEW CASTLE COUNTY  
CAPITAL PROGRAM**

FY 2008-2013  
(in thousands)

Department: Special Services  
Activity: Sewers  
Development Program: Pump Stations

Proj. No.	Project Information	Funding Source	Prior Auth.	Avail. Balance 02/28/2007	Obligated Amount % 02/28/2007	FISCAL YEARS						Bal. To Complete	Total Cost	
						2008	2009	2010	2011	2012	2013			
<b>0002</b>	White Clay Creek P/S Rehabilitation	BONDS	3100	-	-	-	250							3350
	Description: Installation of 5th pump, waterproofing and rehabilitation of electrical/mechanical systems.	FEDERAL		-	-	-								
		STATE		-	-	-								
		OTHER		-	-	-								
		<b>TOTAL</b>	<b>3100</b>	<b>1114</b>	<b>1986</b>	<b>64 %</b>	<b>250</b>	<b>0</b>	<b>0</b>	<b>0</b>	<b>0</b>	<b>0</b>	<b>0</b>	<b>3350</b>
	Timing: Began FY 2000.	Work Description through 2007: Construction.			Through 2008: Construction.			Balance 2009 to Completion:						
	Council District 1													
<b>0006</b>	Pump Station Meters	BONDS	900	-	-	-	-439							461
	Description: Upgrade flow meters at major pump stations.	FEDERAL		-	-	-								
		STATE		-	-	-								
		OTHER		-	-	-								
		<b>TOTAL</b>	<b>900</b>	<b>619</b>	<b>281</b>	<b>31 %</b>	<b>-439</b>	<b>0</b>	<b>0</b>	<b>0</b>	<b>0</b>	<b>0</b>	<b>0</b>	<b>461</b>
	Timing: Begin FY 2000.	Work Description through 2007: Installation.			Through 2008:			Balance 2009 to Completion:						
	All Council Districts													
<b>0106</b>	Pump Station Rehabilitation	BONDS	2250	-	-	-	200	700	500	800				4450
	Description: Pump station rehabilitation including electricity, controls, pumps, infrastructure and buildings.	FEDERAL		-	-	-								
		STATE		-	-	-								
		OTHER	85	-	-	-								85
		<b>TOTAL</b>	<b>2335</b>	<b>1052</b>	<b>1283</b>	<b>55 %</b>	<b>200</b>	<b>700</b>	<b>500</b>	<b>800</b>	<b>0</b>	<b>0</b>	<b>0</b>	<b>4535</b>
	Timing: Initiate FY 2001.	Work Description through 2007: Construction.			Through 2008: Construction.			Balance 2009 to Completion: Construction.						
	All Council Districts													

**NEW CASTLE COUNTY  
CAPITAL PROGRAM**

FY 2008-2013  
(in thousands)

Department: Special Services  
Activity: Sewers  
Development Program: Pump Stations

Proj. No.	Project Information	Funding Source	Prior Auth.	Avail. Balance 02/28/2007	Obligated Amount % 02/28/2007	FISCAL YEARS						Bal. To Complete	Total Cost
						2008	2009	2010	2011	2012	2013		
0215	Naamans Pump Station Upgrade	BONDS	1000	-	-	-							1000
	Description: Installation of pumps and complete electrical upgrade.	FEDERAL		-	-	-							
		STATE		-	-	-							
		OTHER	200	-	-	-							200
		TOTAL		1200	828	372	31%	0	0	0	0	0	0
Timing: Initiate FY 2002.  Council District 8	Work Description through 2007: Construction.				Through 2008: Construction.				Balance 2009 to Completion:				
0216	Buttonwood Pump Station Upgrade	BONDS	1000	-	-	-							1000
	Description: Installation of pumps and associated mechanical/electrical upgrades.	FEDERAL		-	-	-							
		STATE		-	-	-							
		OTHER		-	-	-							
		TOTAL		1000	438	562	56%	0	0	0	0	0	0
Timing: FY 2002 - FY 2008.  Council District 12	Work Description through 2007: Construction.				Through 2008: Complete construction.				Balance 2009 to Completion:				
0217	Terminal Ave Pump Station Upgrade	BONDS	1200	-	-	-							1200
	Description: Installation of pumps and complete electrical upgrades.	FEDERAL		-	-	-							
		STATE		-	-	-							
		OTHER	150	-	-	-							150
		TOTAL		1350	840	510	38%	0	0	0	0	0	0
Timing: Initiate FY 2002.  Council District 10	Work Description through 2007: Construction.				Through 2008: Construction.				Balance 2009 to Completion:				

**NEW CASTLE COUNTY  
CAPITAL PROGRAM**

FY 2008-2013  
(in thousands)

Department: Special Services  
Activity: Sewers  
Development Program: Pump Stations

Proj. No.	Project Information	Funding Source	Prior Auth.	Avail. Balance 02/28/2007	Obligated Amount % 02/28/2007	FISCAL YEARS						Bal. To Complete	Total Cost
						2008	2009	2010	2011	2012	2013		
0312	Edgemoor Pump Station Upgrade	BONDS	1350	-	-	-							1350
	Description: Installation of pumps with associated mechanical/electrical upgrades.	FEDERAL		-	-	-							
		STATE		-	-	-							
		OTHER		-	-	-							
	TOTAL		1350	535	815	60%	0	0	0	0	0	0	1350
	Timing: Initiate FY 2003.	Work Description through 2007: Construction.			Through 2008: Construction.			Balance 2009 to Completion:					
	Council District 4												
0615	Christiana Pump Station Upgrade	BONDS	750	-	-	-		250					1000
	Description: Rehabilitation of Christiana Pump Station.	FEDERAL		-	-	-							
		STATE		-	-	-							
		OTHER		-	-	-							
	TOTAL		750	750	0	0%	0	250	0	0	0	0	1000
	Timing: FY 2007.	Work Description through 2007: Construction.			Through 2008: Construction.			Balance 2009 to Completion: Construction.					
	Council District 7												
0616	Electrical Power Distribution Upgrade	BONDS	500	-	-	-	500	500	500				2000
	Description: Evaluation and upgrade of power distribution equipment at various pump stations.	FEDERAL		-	-	-							
		STATE		-	-	-							
		OTHER		-	-	-							
	TOTAL		500	500	0	0%	500	500	500	0	0	0	2000
	Timing: FY 2007.	Work Description through 2007: Analysis and upgrade.			Through 2008: Analysis and upgrade.			Balance 2009 to Completion:					
	All Council Districts												

**NEW CASTLE COUNTY  
CAPITAL PROGRAM**

FY 2008-2013  
(in thousands)

Department: Special Services  
Activity: Sewers  
Development Program: Pump Stations

Proj. No.	Project Information	Funding Source	Prior Auth.	Avail. Balance 02/28/2007	Obligated Amount % 02/28/2007	FISCAL YEARS						Bal. To Complete	Total Cost	
						2008	2009	2010	2011	2012	2013			
0617	Energy Audit	BONDS	200	-	-	-								200
	Description: Audit largest energy users such as treatment plants and pump stations to become more efficient.	FEDERAL		-	-	-								
		STATE		-	-	-								
		OTHER		-	-	-								
		TOTAL	200	185	15	8%	0	0	0	0	0	0	0	200
	Timing: FY 2006 through FY 2007.	Work Description through 2007: Audit and analysis.			Through 2008:			Balance 2009 to Completion:						
	All Council Districts													
0618	Richardson Park Pump Station Upgrade	BONDS		-	-	-								
	Description: Upgrade/replacement of the electrical motor control center and power distribution equipment.	FEDERAL		-	-	-								
		STATE		-	-	-								
		OTHER	1000	-	-	-								1000
		TOTAL	1000	704	296	30%	0	0	0	0	0	0	0	1000
	Timing: FY 2006.	Work Description through 2007: Construction.			Through 2008: Construction.			Balance 2009 to Completion:						
	Council District 1													
0621	Airport Rd Pump Station Upgrade	BONDS		-	-	-								
	Description: Upgrade of electrical motor control center and generator replacement.	FEDERAL		-	-	-								
		STATE		-	-	-								
		OTHER	1500	-	-	-								1500
		TOTAL	1500	651	849	57%	0	0	0	0	0	0	0	1500
	Timing: FY 2006.	Work Description through 2007: Construction.			Through 2008: Construction.			Balance 2009 to Completion:						
	Council District 7													

**NEW CASTLE COUNTY  
CAPITAL PROGRAM**

FY 2008-2013  
(in thousands)

Department: Special Services  
Activity: Sewers  
Development Program: Pump Stations

Proj. No.	Project Information	Funding Source	Prior Auth.	Avail. Balance 02/28/2007	Obligated Amount % 02/28/2007	FISCAL YEARS						Bal. To Complete	Total Cost
						2008	2009	2010	2011	2012	2013		
<b>0705</b>	<b>Christiana River Force Main</b>	BONDS	100	-	-	-	325	325					750
	Description: Evaluation of the Christiana River Force Main is necessary to properly access the condition of the most critical asset.	FEDERAL		-	-	-							
		STATE		-	-	-							
		OTHER		-	-	-							
		<b>TOTAL</b>	<b>100</b>	<b>100</b>	<b>0</b>	<b>0%</b>	<b>0</b>	<b>325</b>	<b>325</b>	<b>0</b>	<b>0</b>	<b>0</b>	<b>750</b>
	Timing: FY 2007 through FY 2010.	Work Description through 2007: Design and bid.			Through 2008: Begin rehabilitation design efforts.			Balance 2009 to Completion: Rehabilitation and design.					
	All Council Districts												
<b>0706</b>	<b>Odor &amp; H2S Issues</b>	BONDS	50	-	-	-	50						100
	Description: Implementation of odor and H2S controls at various pump stations and force mains serving the Wilmington WWTP.	FEDERAL		-	-	-							
		STATE		-	-	-							
		OTHER		-	-	-							
		<b>TOTAL</b>	<b>50</b>	<b>50</b>	<b>0</b>	<b>0%</b>	<b>50</b>	<b>0</b>	<b>0</b>	<b>0</b>	<b>0</b>	<b>0</b>	<b>100</b>
	Timing: FY 2007 through FY 2008.	Work Description through 2007: Design and bid.			Through 2008: Completion of controls.			Balance 2009 to Completion:					
	All Council Districts												
<b>9601</b>	<b>Pump Station Roof Replacement</b>	BONDS	393	-	-	-	-50						343
	Description: Rehabilitation of roofing systems at various pump stations.	FEDERAL		-	-	-							
		STATE		-	-	-							
		OTHER		-	-	-							
		<b>TOTAL</b>	<b>393</b>	<b>77</b>	<b>316</b>	<b>80%</b>	<b>-50</b>	<b>0</b>	<b>0</b>	<b>0</b>	<b>0</b>	<b>0</b>	<b>343</b>
	Timing: Initiate FY 2002.	Work Description through 2007: De-authorize project FYE 2007.			Through 2008:			Balance 2009 to Completion:					
	All.												

**NEW CASTLE COUNTY  
CAPITAL PROGRAM**

FY 2008-2013  
(in thousands)

Department: Special Services  
Activity: Sewers  
Development Program: Pump Stations

Proj. No.	Project Information	Funding Source	Prior Auth.	Avail. Balance 02/28/2007	Obligated Amount % 02/28/2007	FISCAL YEARS						Bal. To Complete	Total Cost	
						2008	2009	2010	2011	2012	2013			
<b>9705</b>	<b>Stoney Creek Pump Station Upgrade</b>	BONDS		-	-	-								
	Description:	FEDERAL		-	-	-								
	Total rehabilitation and replacement of Stoney Creek Pump Station and force main.	STATE		-	-	-								
		OTHER	14850	-	-	-								14850
		<b>TOTAL</b>	<b>14850</b>	<b>2783</b>	<b>12067</b>	<b>81 %</b>	<b>0</b>	<b>0</b>	<b>0</b>	<b>0</b>	<b>0</b>	<b>0</b>	<b>0</b>	<b>14850</b>
	Timing:	Work Description through 2007:			Through 2008:			Balance 2009 to Completion:						
	Complete FY 2009.	Construction.			Construction.			Complete construction.						
	Council District 8													

**NEW CASTLE COUNTY  
CAPITAL PROGRAM**

FY 2008-2013  
(in thousands)

Department: Special Services  
Activity: Sewers  
Development Program: Rehabilitation

Proj. No.	Project Information	Funding Source	Prior Auth.	Avail. Balance 02/28/2007	Obligated Amount % 02/28/2007	FISCAL YEARS						Bal. To Complete	Total Cost	
						2008	2009	2010	2011	2012	2013			
<b>0005</b>	Brandywine Hundred North Rehabilitation	BONDS	6133	-	-	-	2891	2741	5566	5376	2000	3460	8232	36399
	Description: Rehabilitation of sewer system in North Brandywine Hundred area to correct capacity shortages due to infiltration and inflow and deteriorated pipe.	FEDERAL		-	-	-								
		STATE		-	-	-								
		OTHER	23560	-	-	-								23560
		<b>TOTAL</b>	<b>29693</b>	<b>12280</b>	<b>17413</b>	<b>59 %</b>	<b>2891</b>	<b>2741</b>	<b>5566</b>	<b>5376</b>	<b>2000</b>	<b>3460</b>	<b>8232</b>	<b>59959</b>
	Timing: FY 2001 - FY 2015.	Work Description through 2007: Investigation, design and construction.			Through 2008: Investigation, design and construction.			Balance 2009 to Completion: Investigation, design and construction.						
	Council District 2,8													
<b>0102</b>	Delaware City Sewer Rehabilitation	BONDS	4000	-	-	-								4000
	Description: Rehabilitate, replace and/or relocate deteriorating sewer lines in Delaware City.	FEDERAL		-	-	-								
		STATE		-	-	-								
		OTHER	250	-	-	-								250
		<b>TOTAL</b>	<b>4250</b>	<b>547</b>	<b>3703</b>	<b>87 %</b>	<b>0</b>	<b>0</b>	<b>0</b>	<b>0</b>	<b>0</b>	<b>0</b>	<b>0</b>	<b>4250</b>
	Timing: FY 2001 - FY 2010.	Work Description through 2007: Construction.			Through 2008: Construction.			Balance 2009 to Completion: Construction.						
	Council District 12													
<b>0107</b>	Special Services Complex	BONDS	2750	-	-	-	500							3250
	Description: Site improvements at the Special Services Churchmans Road complex including: storage sheds and storage domes, expanded parking facilities and other site improvements as needed.	FEDERAL		-	-	-								
		STATE		-	-	-								
		OTHER		-	-	-								
		<b>TOTAL</b>	<b>2750</b>	<b>1487</b>	<b>1263</b>	<b>46 %</b>	<b>500</b>	<b>0</b>	<b>0</b>	<b>0</b>	<b>0</b>	<b>0</b>	<b>0</b>	<b>3250</b>
	Timing: FY 2001 - FY 2010.	Work Description through 2007: Site improvements.			Through 2008: Site improvements.			Balance 2009 to Completion: Site improvements.						
	Council District 7													

**NEW CASTLE COUNTY  
CAPITAL PROGRAM**

FY 2008-2013  
(in thousands)

Department: Special Services  
Activity: Sewers  
Development Program: Rehabilitation

Proj. No.	Project Information	Funding Source	Prior Auth.	Avail. Balance 02/28/2007	Obligated Amount % 02/28/2007	FISCAL YEARS						Bal. To Complete	Total Cost		
						2008	2009	2010	2011	2012	2013				
0218	Brandywine Hundred South Rehabilitation	BONDS	2911	-	-	-	4351	4113	1950	4130	7758	2225	47775	75213	
	Description: Rehabilitation of sewer system in South Brandywine Hundred Area (Shellpot Interceptor) to correct capacity shortages due to infiltration and inflow.  Timing: FY 2002 - FY 2015.  Council District 2,8	FEDERAL		-	-	-									
		STATE		-	-	-									
		OTHER	18050	-	-	-									18050
		<b>TOTAL</b>		20961	13405	7556	36 %	4351	4113	1950	4130	7758	2225	47775	93263
	Work Description through 2007: Sewer rehabilitation in Brandywine Hundred South.	Through 2008: Sewer rehabilitation in Brandywine Hundred South.			Balance 2009 to Completion: Sewer rehabilitation in Brandywine Hundred South.										
0219	Countywide Manhole Rehabilitation	BONDS	2500	-	-	-		1500	2000	1500	1500		1000	10000	
	Description: This project will rehabilitate and repair over 3,500 manholes identified as deficient. The work includes replacing the frame, cover and internal repairs and renovations as needed.  Timing: Scheduled to begin FY 2002.  All Council Districts	FEDERAL		-	-	-									
		STATE		-	-	-									
		OTHER	1000	-	-	-									1000
		<b>TOTAL</b>		3500	1880	1620	46 %	0	1500	2000	1500	1500	0	1000	11000
	Work Description through 2007: Design/construction.	Through 2008: Design/construction.			Balance 2009 to Completion: Design/construction.										
0220	Develop Collection System Improvements	BONDS		-	-	-		1000	1800	1000	500			4300	
	Description: Real time dynamic modeling of the sewer collection system to prioritize and perform rehabilitation work.  Timing: Begin FY 2002.  All Council Districts	FEDERAL		-	-	-									
		STATE		-	-	-									
		OTHER	1200	-	-	-									1200
		<b>TOTAL</b>		1200	1093	107	9 %	0	1000	1800	1000	500	0	0	5500
	Work Description through 2007: Modeling, analysis and construction.	Through 2008: Modeling, analysis and construction.			Balance 2009 to Completion: Modeling, analysis and construction.										



**NEW CASTLE COUNTY  
CAPITAL PROGRAM**

FY 2008-2013  
(in thousands)

Department: Special Services  
Activity: Sewers  
Development Program: Rehabilitation

Proj. No.	Project Information	Funding Source	Prior Auth.	Avail. Balance 02/28/2007	Obligated Amount % 02/28/2007	FISCAL YEARS						Bal. To Complete	Total Cost
						2008	2009	2010	2011	2012	2013		
0221	Develop Interceptor Improvements	BONDS	300	-	-	-	1000	1000	1000	1000		2000	6300
	Description: Real time modeling of the sewer interceptor and force main system to prioritize and perform rehabilitation work.	FEDERAL		-	-	-							
		STATE		-	-	-							
		OTHER	800	-	-	-							800
		TOTAL		1100	798	302	27%	0	1000	1000	1000	1000	0
	Timing: Begin FY 2002.	Work Description through 2007: Modeling, analysis and construction.			Through 2008: Modeling, analysis and construction.			Balance 2009 to Completion: Modeling, analysis and construction.					
	All Council Districts												
0224	Turkey Run Interceptor Rehabilitation	BONDS	2000	-	-	-							2000
	Description: Rehabilitate the Turkey Run Interceptor between Washington Street through Fairfax Development.	FEDERAL		-	-	-							
		STATE		-	-	-							
		OTHER	500	-	-	-							500
		TOTAL		2500	2140	360	14%	0	0	0	0	0	0
	Timing: Initiate FY 2002.	Work Description through 2007: Construction.			Through 2008: Complete construction.			Balance 2009 to Completion:					
	Council District 2,8												
0406	MOT Area Maintenance Base	BONDS		-	-	-			500				500
	Description: Regional operations base to support growing population in Southern New Castle County.	FEDERAL		-	-	-							
		STATE		-	-	-							
		OTHER		-	-	-							
		TOTAL		0	0	0	0%	0	0	0	500	0	0
	Timing: Initiate FY 2011.	Work Description through 2007:			Through 2008:			Balance 2009 to Completion:					
	Council District 12												

**NEW CASTLE COUNTY  
CAPITAL PROGRAM**

FY 2008-2013  
(in thousands)

Department: Special Services  
Activity: Sewers  
Development Program: Rehabilitation

Proj. No.	Project Information	Funding Source	Prior Auth.	Avail. Balance 02/28/2007	Obligated Amount % 02/28/2007	FISCAL YEARS						Bal. To Complete	Total Cost	
						2008	2009	2010	2011	2012	2013			
<b>0421</b>	<b>Shellburne Rehabilitation</b>	BONDS	1350	-	-	-								1350
	Description: Evaluation, analysis and rehabilitation of existing local collection system within backyards of neighborhood.	FEDERAL		-	-	-								
		STATE		-	-	-								
		OTHER		-	-	-								
		<b>TOTAL</b>	<b>1350</b>	<b>1295</b>	<b>55</b>	<b>4%</b>	<b>0</b>	<b>0</b>	<b>0</b>	<b>0</b>	<b>0</b>	<b>0</b>	<b>0</b>	<b>1350</b>
	Timing: Begin FY 2004.	Work Description through 2007: Construction.			Through 2008:			Balance 2009 to Completion:						
	Council District 2													
<b>0422</b>	<b>Pike Creek Improvements</b>	BONDS	2500	-	-	-		2500	2000	2000	2000			11000
	Description: Infiltration and inflow analysis of the interceptor and design improvements to the interceptor to accommodate additional flows and to connect the system to the new White Clay Interceptor.	FEDERAL		-	-	-								
		STATE		-	-	-								
		OTHER		-	-	-								
		<b>TOTAL</b>	<b>2500</b>	<b>1665</b>	<b>835</b>	<b>33%</b>	<b>0</b>	<b>0</b>	<b>2500</b>	<b>2000</b>	<b>2000</b>	<b>2000</b>	<b>0</b>	<b>11000</b>
	Timing: Begin FY 2004.	Work Description through 2007: Construction.			Through 2008: Construction.			Balance 2009 to Completion:						
	Council District 3,9													
<b>0423</b>	<b>River Road Improvements</b>	BONDS	800	-	-	-								800
	Description: Upgrade of 8" sewer line on River Road from Grantham Lane to area including the River Road pump station.	FEDERAL		-	-	-								
		STATE		-	-	-								
		OTHER		-	-	-								
		<b>TOTAL</b>	<b>800</b>	<b>637</b>	<b>163</b>	<b>20%</b>	<b>0</b>	<b>0</b>	<b>0</b>	<b>0</b>	<b>0</b>	<b>0</b>	<b>0</b>	<b>800</b>
	Timing: Begin FY 2004.	Work Description through 2007: Construction.			Through 2008:			Balance 2009 to Completion:						
	Council District 12													

**NEW CASTLE COUNTY  
CAPITAL PROGRAM**

FY 2008-2013  
(in thousands)

Department: Special Services  
Activity: Sewers  
Development Program: Rehabilitation

Proj. No.	Project Information	Funding Source	Prior Auth.	Avail. Balance 02/28/2007	Obligated Amount % 02/28/2007	FISCAL YEARS						Bal. To Complete	Total Cost	
						2008	2009	2010	2011	2012	2013			
<b>0434</b>	<b>Christiana Hospital Outfall Upgrade</b>	BONDS	888	-	-	-								888
	Description: Upgrade to the Christiana Care Medical Center sewer area to handle the increase in flow.	FEDERAL		-	-	-								
		STATE		-	-	-								
		OTHER		-	-	-								
		<b>TOTAL</b>	<b>888</b>	<b>0</b>	<b>888</b>	<b>100 %</b>	<b>0</b>	<b>0</b>	<b>0</b>	<b>0</b>	<b>0</b>	<b>0</b>	<b>0</b>	<b>888</b>
	Timing: FY 2004.	Work Description through 2007:			Through 2008:			Balance 2009 to Completion:						
	Council District 1													
<b>0438</b>	<b>DelDot Coordination Project</b>	BONDS	4430	-	-	-	1500	1500	1500	1500	1500	1500		13430
	Description: Replacement and repairs of sanitary sewer in coordination with DelDot paving projects.	FEDERAL		-	-	-								
		STATE		-	-	-								
		OTHER	2500	-	-	-								2500
		<b>TOTAL</b>	<b>6930</b>	<b>1184</b>	<b>5746</b>	<b>83 %</b>	<b>1500</b>	<b>1500</b>	<b>1500</b>	<b>1500</b>	<b>1500</b>	<b>1500</b>	<b>0</b>	<b>15930</b>
	Timing: FY 2004 - FY 2012.	Work Description through 2007: Design and construction.			Through 2008: Design and construction.			Balance 2009 to Completion: Design and construction.						
	All Council Districts													
<b>0511</b>	<b>Sewer Repairs &amp; Rehabilitation</b>	BONDS	3350	-	-	-	500	2000	2000	2000	2000	2000		13850
	Description: Sewer repairs and rehabilitation as determined by the Department of special Services from analysis.	FEDERAL		-	-	-								
		STATE		-	-	-								
		OTHER	1670	-	-	-								1670
		<b>TOTAL</b>	<b>5020</b>	<b>3512</b>	<b>1508</b>	<b>30 %</b>	<b>500</b>	<b>2000</b>	<b>2000</b>	<b>2000</b>	<b>2000</b>	<b>2000</b>	<b>0</b>	<b>15520</b>
	Timing: FY 2005 - FY 2012.	Work Description through 2007: Design and construction.			Through 2008: Design and construction.			Balance 2009 to Completion: Design and construction.						
	All Council Districts													

**NEW CASTLE COUNTY  
CAPITAL PROGRAM**

FY 2008-2013  
(in thousands)

Department: Special Services  
Activity: Sewers  
Development Program: Rehabilitation

Proj. No.	Project Information	Funding Source	Prior Auth.	Avail. Balance 02/28/2007	Obligated Amount % 02/28/2007	FISCAL YEARS						Bal. To Complete	Total Cost	
						2008	2009	2010	2011	2012	2013			
<b>0612</b>	North Delaware Interceptor System	BONDS	2000	-	-	-	9735	15050					8230	35015
	Description: Rehabilitation, replacement of Old North Delaware Governor Printz Interceptor.	FEDERAL		-	-	-								
		STATE		-	-	-								
		OTHER	1800	-	-	-								1800
		<b>TOTAL</b>	<b>3800</b>	<b>1488</b>	<b>2312</b>	<b>61 %</b>	<b>9735</b>	<b>15050</b>	<b>0</b>	<b>0</b>	<b>0</b>	<b>0</b>	<b>8230</b>	<b>36815</b>
	Timing: FY 2006 through FY 2015.	Work Description through 2007: Construction.			Through 2008: Construction.			Balance 2009 to Completion: Construction.						
	Council District 8													
<b>0613</b>	Townsend Pipe & Manhole Rehabilitation	BONDS	800	-	-	-								800
	Description: Rehabilitation of leaking manholes and replacement of deteriorating piping.	FEDERAL		-	-	-								
		STATE		-	-	-								
		OTHER		-	-	-								
		<b>TOTAL</b>	<b>800</b>	<b>800</b>	<b>0</b>	<b>0 %</b>	<b>0</b>	<b>0</b>	<b>0</b>	<b>0</b>	<b>0</b>	<b>0</b>	<b>0</b>	<b>800</b>
	Timing: FY 2007.	Work Description through 2007: Construction.			Through 2008: Construction.			Balance 2009 to Completion: Construction.						
	Council District 6													
<b>0614</b>	White Clay Sewer Basin Rehabilitation	BONDS	500	-	-	-	500							1000
	Description: Study and analysis of the White Clay sanitary sewer system.	FEDERAL		-	-	-								
		STATE		-	-	-								
		OTHER	500	-	-	-								500
		<b>TOTAL</b>	<b>1000</b>	<b>230</b>	<b>770</b>	<b>77 %</b>	<b>500</b>	<b>0</b>	<b>0</b>	<b>0</b>	<b>0</b>	<b>0</b>	<b>0</b>	<b>1500</b>
	Timing: FY 2005.	Work Description through 2007: Metering and analysis.			Through 2008: Construction.			Balance 2009 to Completion: Construction.						
	Council District 3,9													

**NEW CASTLE COUNTY  
CAPITAL PROGRAM**

FY 2008-2013  
(in thousands)

Department: Special Services  
Activity: Sewers  
Development Program: Rehabilitation

Proj. No.	Project Information	Funding Source	Prior Auth.	Avail. Balance 02/28/2007	Obligated Amount % 02/28/2007	FISCAL YEARS						Bal. To Complete	Total Cost	
						2008	2009	2010	2011	2012	2013			
<b>0623</b>	Brandywine Hundred Area Maintenance Base	BONDS		-	-	-								
	Description: Construct a satellite sewer maintenance base to improve operations of sewer maintenance by reducing travel time to sites and reduce response time to homeowner complaints.	FEDERAL		-	-	-								
		STATE		-	-	-								
		OTHER		-	-	-								
		<b>TOTAL</b>	<b>0</b>	<b>0</b>	<b>0</b>	<b>0%</b>	<b>0</b>	<b>0</b>	<b>0</b>	<b>0</b>	<b>0</b>	<b>0</b>	<b>0</b>	<b>0</b>
	Timing: FY 2008.	Work Description through 2007:			Through 2008:			Balance 2009 to Completion:						
	Council District 8	<b>FY 2008 PROGRAMMED AMOUNT DEAUTHORIZED.</b>												
<b>0624</b>	Brandywine Hundred Clearwater Program	BONDS	520	-	-	-	530	820	840	870				3580
	Description: Removal of sump pump and rain water from sanitary sewer system.	FEDERAL		-	-	-								
		STATE		-	-	-								
		OTHER		-	-	-								
		<b>TOTAL</b>	<b>520</b>	<b>520</b>	<b>0</b>	<b>0%</b>	<b>530</b>	<b>820</b>	<b>840</b>	<b>870</b>	<b>0</b>	<b>0</b>	<b>0</b>	<b>3580</b>
	Timing: FY 2007 through FY 2015.	Work Description through 2007: Begin removal.			Through 2008: Removal.			Balance 2009 to Completion: Removal.						
	Council District 2,8													
<b>9901</b>	Old State Rd Interceptor Reconstruction	BONDS	1206	-	-	-								1206
	Description: Replacement of sanitary sewer in marsh lands west of Dobbinsville and the City of New Castle.	FEDERAL		-	-	-								
		STATE		-	-	-								
		OTHER		-	-	-								
		<b>TOTAL</b>	<b>1206</b>	<b>367</b>	<b>839</b>	<b>70%</b>	<b>0</b>	<b>0</b>	<b>0</b>	<b>0</b>	<b>0</b>	<b>0</b>	<b>0</b>	<b>1206</b>
	Timing: FY 2007.	Work Description through 2007: Construction.			Through 2008: Complete construction.			Balance 2009 to Completion:						
	Council District 12													

**NEW CASTLE COUNTY  
CAPITAL PROGRAM**

FY 2008-2013  
(in thousands)

Department: Special Services  
Activity: Sewers  
Development Program: Treatment Plants

Proj. No.	Project Information	Funding Source	Prior Auth.	Avail. Balance 02/28/2007	Obligated Amount % 02/28/2007	FISCAL YEARS						Bal. To Complete	Total Cost	
						2008	2009	2010	2011	2012	2013			
<b>0004</b>	Delaware City Treatment Plant Rehabilitation	BONDS	3500	-	-	-	200	1300						5000
	Description: Rehabilitation of treatment plant including disinfection process and storage.	FEDERAL		-	-	-								
		STATE		-	-	-								
		OTHER		-	-	-								
		<b>TOTAL</b>	<b>3500</b>	<b>2761</b>	<b>739</b>	<b>21 %</b>	<b>200</b>	<b>1300</b>	<b>0</b>	<b>0</b>	<b>0</b>	<b>0</b>	<b>0</b>	<b>5000</b>
	Timing: Begin FY 2000.	Work Description through 2007: Construction.			Through 2008: Construction.			Balance 2009 to Completion:						
	Council District 12													
<b>0424</b>	Water Farm #1 Improvements	BONDS	13000	-	-	-								13000
	Description: Construction of improvements at Water Farm#1 in sewer district south of the C&D Canal, to include treatment process changes, land acquisition, pump stations, force mains and discharge modification.	FEDERAL		-	-	-								
		STATE		-	-	-								
		OTHER		-	-	-								
		<b>TOTAL</b>	<b>13000</b>	<b>3638</b>	<b>9362</b>	<b>72 %</b>	<b>0</b>	<b>0</b>	<b>0</b>	<b>0</b>	<b>0</b>	<b>0</b>	<b>0</b>	<b>13000</b>
	Timing: Improvements to begin in Fy 2004.	Work Description through 2007: Construction.			Through 2008: Construction.			Balance 2009 to Completion:						
	Council District 12													
<b>0619</b>	Wastewater Treatment Plants/Discharge Elimination	BONDS	100	-	-	-	50	50						200
	Description: Monitor, evaluate/update county treatment facilities as required by the EPA under the Clean Water Act.	FEDERAL		-	-	-								
		STATE		-	-	-								
		OTHER		-	-	-								
		<b>TOTAL</b>	<b>100</b>	<b>80</b>	<b>20</b>	<b>20 %</b>	<b>50</b>	<b>50</b>	<b>0</b>	<b>0</b>	<b>0</b>	<b>0</b>	<b>0</b>	<b>200</b>
	Timing: FY 2006.	Work Description through 2007: Evaluation.			Through 2008: Evaluation.			Balance 2009 to Completion: Evaluation.						
	All Council Districts													

**NEW CASTLE COUNTY  
CAPITAL PROGRAM**

FY 2008-2013  
(in thousands)

Department: Special Services  
Activity: Sewers  
Development Program: Treatment Plants

Proj. No.	Project Information	Funding Source	Prior Auth.	Avail. Balance 02/28/2007	Obligated Amount % 02/28/2007	FISCAL YEARS						Bal. To Complete	Total Cost
						2008	2009	2010	2011	2012	2013		
<b>0707</b>	Wastewater Treatment Plant Upgrades	BONDS	1000	-	-	-	500	500					2000
	Description: Evaluation and renovation of treatment facilities due to signs of structural decline.	FEDERAL		-	-	-							
		STATE		-	-	-							
		OTHER		-	-	-							
		<b>TOTAL</b>	<b>1000</b>	<b>1000</b>	<b>0</b>	<b>0%</b>	<b>500</b>	<b>500</b>	<b>0</b>	<b>0</b>	<b>0</b>	<b>0</b>	<b>2000</b>
	Timing: FY 2007 through FY 2010.	Work Description through 2007: Design and bid.			Through 2008: Completion of evaluation and renovation.			Balance 2009 to Completion:					
	Council District 10												
<b>0708</b>	Septage Receiving Station Upgrade	BONDS	100	-	-	-		900	500				1500
	Description: Rehabilitation of the New castle County septage receiving station to address potential FOG issues, odor issues and other concerns.	FEDERAL		-	-	-							
		STATE		-	-	-							
		OTHER		-	-	-							
		<b>TOTAL</b>	<b>100</b>	<b>100</b>	<b>0</b>	<b>0%</b>	<b>0</b>	<b>900</b>	<b>500</b>	<b>0</b>	<b>0</b>	<b>0</b>	<b>1500</b>
	Timing: FY 2007 through FY 2011.	Work Description through 2007: Design and bid.			Through 2008: Construction of upgrades.			Balance 2009 to Completion: Construction of upgrades.					
	Council District 7												
<b>9603</b>	Southern Sewer Service Area	BONDS	94920	-	-	-							94920
	Description: Construction of sanitary sewer system in sewer district south of the C&D Canal to include treatment plant, pump stations, force mains, and interceptor sewer lines.	FEDERAL		-	-	-							
		STATE		-	-	-							
		OTHER		-	-	-							
		<b>TOTAL</b>	<b>94920</b>	<b>40527</b>	<b>54393</b>	<b>57%</b>	<b>0</b>	<b>0</b>	<b>0</b>	<b>0</b>	<b>0</b>	<b>0</b>	<b>94920</b>
	Timing: FY 2008.	Work Description through 2007: Construction.			Through 2008: Construction.			Balance 2009 to Completion:					
	Council District 6,12												

**NEW CASTLE COUNTY  
CAPITAL PROGRAM**

FY 2008-2013  
(in thousands)

Department: Special Services  
Activity: Stormwater  
Development Program: Stormwater

Proj. No.	Project Information	Funding Source	Prior Auth.	Avail. Balance 02/28/2007	Obligated Amount % 02/28/2007	FISCAL YEARS						Bal. To Complete	Total Cost	
						2008	2009	2010	2011	2012	2013			
<b>0009</b>	Shellpot 4, 5	BONDS	939	-	-	-								939
	Description: Channel improvements and/or stormwater management basin construction to reduce flooding along Shellpot Creek.	FEDERAL		-	-	-								
		STATE		-	-	-								
		OTHER		-	-	-								
		<b>TOTAL</b>	<b>939</b>	<b>244</b>	<b>695</b>	<b>74 %</b>	<b>0</b>	<b>0</b>	<b>0</b>	<b>0</b>	<b>0</b>	<b>0</b>	<b>0</b>	<b>939</b>
	Timing: Project Completion FY 2007.	Work Description through 2007: Complete construction.				Through 2008:				Balance 2009 to Completion:				
	Council District 2													
<b>0112</b>	MS4 Stormwater Basin Retrofits	BONDS	390	-	-	-								390
	Description: Structural retrofit existing stormwater management basins to comply with EPA Consent Decree (mandated).	FEDERAL		-	-	-								
		STATE		-	-	-								
		OTHER		-	-	-								
		<b>TOTAL</b>	<b>390</b>	<b>240</b>	<b>150</b>	<b>38 %</b>	<b>0</b>	<b>0</b>	<b>0</b>	<b>0</b>	<b>0</b>	<b>0</b>	<b>0</b>	<b>390</b>
	Timing: Projected initiation FY 2001.	Work Description through 2007: Complete construction.				Through 2008:				Balance 2009 to Completion:				
	All Council Districts													
<b>0211</b>	Grendon Farms	BONDS	345	-	-	-	-240							105
	Description: Reconstruct existing NCC storm drainage system located in the Grendon Farms subdivision.	FEDERAL		-	-	-								
		STATE		-	-	-								
		OTHER		-	-	-								
		<b>TOTAL</b>	<b>345</b>	<b>240</b>	<b>105</b>	<b>30 %</b>	<b>-240</b>	<b>0</b>	<b>0</b>	<b>0</b>	<b>0</b>	<b>0</b>	<b>0</b>	<b>105</b>
	Timing: Complete construction FY 2007.	Work Description through 2007: De-authorize project FYE 2007.				Through 2008:				Balance 2009 to Completion:				
	Council District 9													



**NEW CASTLE COUNTY  
CAPITAL PROGRAM**

FY 2008-2013  
(in thousands)

Department: Special Services  
Activity: Stormwater  
Development Program: Stormwater

Proj. No.	Project Information	Funding Source	Prior Auth.	Avail. Balance 02/28/2007	Obligated Amount 02/28/2007	FISCAL YEARS						Bal. To Complete	Total Cost	
						2008	2009	2010	2011	2012	2013			
<b>0413</b>	<b>Countywide Drainage Problems</b>	BONDS	1000	-	-	-			200	200	200		1600	
	Description: To provide for future storm drainage projects, to be specified in year of funding authorization.	FEDERAL		-	-	-								
		STATE		-	-	-								
		OTHER		-	-	-								
		<b>TOTAL</b>	<b>1000</b>	<b>995</b>	<b>5</b>	<b>1%</b>	<b>0</b>	<b>0</b>	<b>0</b>	<b>200</b>	<b>200</b>	<b>200</b>	<b>0</b>	<b>1600</b>
	Timing: Project initiation as approved.	Work Description through 2007: Projects as approved.			Through 2008: Projects as approved.			Balance 2009 to Completion: Projects as approved.						
	All Council Districts													
<b>0414</b>	<b>New Castle Conservation District</b>	BONDS		-	-	-		180	180	180	180	180		900
	Description: To provide for future storm drainage projects to be planned, designed & constructed in cooperation with the New Castle Conservation District.	FEDERAL		-	-	-								
		STATE		-	-	-								
		OTHER		-	-	-								
		<b>TOTAL</b>	<b>0</b>	<b>0</b>	<b>0</b>	<b>0%</b>	<b>0</b>	<b>180</b>	<b>180</b>	<b>180</b>	<b>180</b>	<b>180</b>	<b>0</b>	<b>900</b>
	Timing: Project initiation as approved.	Work Description through 2007: Projects as approved.			Through 2008: Projects as approved.			Balance 2009 to Completion: Projects as approved.						
	All Council Districts													
<b>0517</b>	<b>Stormwater Mitigation Projects</b>	BONDS	7600	-	-	-								7600
	Description: Funds for drainage emergencies due to storms.	FEDERAL		-	-	-								
		STATE		-	-	-								
		OTHER	9465	-	-	-								9465
		<b>TOTAL</b>	<b>17065</b>	<b>3637</b>	<b>13428</b>	<b>79%</b>	<b>0</b>	<b>0</b>	<b>0</b>	<b>0</b>	<b>0</b>	<b>0</b>	<b>0</b>	<b>17065</b>
	Timing: FY 2005.	Work Description through 2007: Emergency drainage repairs as determined by the Department of Special Services.			Through 2008: Emergency drainage repairs as determined by the Department of Special Services.			Balance 2009 to Completion:						
	All Council Districts													

**NEW CASTLE COUNTY  
CAPITAL PROGRAM**

FY 2008-2013  
(in thousands)

Department: Special Services  
Activity: Stormwater  
Development Program: Stormwater

Proj. No.	Project Information	Funding Source	Prior Auth.	Avail. Balance 02/28/2007	Obligated Amount 02/28/2007	FISCAL YEARS						Bal. To Complete	Total Cost	
						2008	2009	2010	2011	2012	2013			
<b>0625</b>	<b>Stormwater Basin Renovation</b>	BONDS	600	-	-	-	600	600	600	600	600	600	0	4200
	Description: Major structural rehabilitation as defined in the UDC and failed basin rehabilitation.	FEDERAL		-	-	-								6600
		STATE	6600	-	-	-								600
		OTHER	600	-	-	-								
		<b>TOTAL</b>	<b>7800</b>	<b>3093</b>	<b>4707</b>	<b>60%</b>	<b>600</b>	<b>600</b>	<b>600</b>	<b>600</b>	<b>600</b>	<b>600</b>	<b>0</b>	<b>11400</b>
	Timing: FY 2006 through FY 2012.	Work Description through 2007: Rehabilitation.			Through 2008: Rehabilitation.			Balance 2009 to Completion: Rehabilitation.						
	All Council Districts													
<b>0709</b>	<b>Stormwater Repair &amp; Rehabilitation</b>	BONDS	300	-	-	-								300
	Description: Stormwater management cost sharing with New Castle Conservation District or other agencies.	FEDERAL		-	-	-								
		STATE		-	-	-								
		OTHER		-	-	-								
		<b>TOTAL</b>	<b>300</b>	<b>300</b>	<b>0</b>	<b>0%</b>	<b>0</b>	<b>0</b>	<b>0</b>	<b>0</b>	<b>0</b>	<b>0</b>	<b>0</b>	<b>300</b>
	Timing: FY 2007 through FY 2008.	Work Description through 2007: Planning, design and construction.			Through 2008: Construction.			Balance 2009 to Completion: Construction.						
	Stormwater Repair & Rehabilitation													
<b>9209</b>	<b>Little Mill Creek I</b>	BONDS	1005	-	-	-								1005
	Description: Channel excavation and improvements to reduce flooding along Little Mill Creek.	FEDERAL		-	-	-								
		STATE		-	-	-								
		OTHER		-	-	-								
		<b>TOTAL</b>	<b>1005</b>	<b>23</b>	<b>982</b>	<b>98%</b>	<b>0</b>	<b>0</b>	<b>0</b>	<b>0</b>	<b>0</b>	<b>0</b>	<b>0</b>	<b>1005</b>
	Timing: Project completion FY 2008.	Work Description through 2007: Construction.			Through 2008: Complete construction.			Balance 2009 to Completion:						
	Council District 1													

**NEW CASTLE COUNTY  
CAPITAL PROGRAM**

FY 2008-2013  
(in thousands)

Department: Special Services  
Activity: Stormwater  
Development Program: Stormwater

Proj. No.	Project Information	Funding Source	Prior Auth.	Avail. Balance 02/28/2007	Obligated Amount % 02/28/2007	FISCAL YEARS						Bal. To Complete	Total Cost
						2008	2009	2010	2011	2012	2013		
9213	Non Point Source NPDES Permitting	BONDS	642	-	-	-							642
	Description: Reduce pollutant discharges via Stormwater system in accordance with NPDES permit conditions for New Castle County.	FEDERAL		-	-	-							
		STATE	308	-	-	-							308
		OTHER		-	-	-							
		TOTAL	950	11	939	99%	0	0	0	0	0	0	0
	Timing: Project completion FY 2008.	Work Description through 2007: As required.			Through 2008: Complete.			Balance 2009 to Completion:					
	All Council Districts												
9508	Little Mill Creek II	BONDS	500	-	-	-							500
	Description: Phase 2 channel improvements along Little Mill Creek.	FEDERAL		-	-	-							
		STATE		-	-	-							
		OTHER		-	-	-							
		TOTAL	500	410	90	18%	0	0	0	0	0	0	0
	Timing: Completion FY 2008.	Work Description through 2007: Construction.			Through 2008: Complete construction.			Balance 2009 to Completion:					
	Council District 9												
9611	Turkey Run	BONDS	650	-	-	-							650
	Description: Channel and/or roadway culvert improvements along Turkey Run Creek.	FEDERAL		-	-	-							
		STATE		-	-	-							
		OTHER		-	-	-							
		TOTAL	650	136	514	79%	0	0	0	0	0	0	0
	Timing: Completion FY 2007.	Work Description through 2007: Complete.			Through 2008:			Balance 2009 to Completion:					
	Council District 2												

---

**Department of Community Services**

---

**NEW CASTLE COUNTY  
CAPITAL PROGRAM**

FY 2008-2013  
(in thousands)

Department: Community Services  
Activity: Total  
Development Program:

Proj. No.	Project Information	Funding Source	Prior Auth.	Avail. Balance 02/28/2007	Obligated Amount 02/28/2007	FISCAL YEARS					Bal. To Complete	Total Cost		
						2008	2009	2010	2011	2012			2013	
	<b>Community Services</b>	BONDS	12748	-	-	-	1850	2500	2500	5648		25246		
		FEDERAL		-	-	-								
		STATE	12749	-	-	-	1000	875	4500	4500	1820	25444		
		OTHER	4285	-	-	-	700		375	375	1250	6985		
	<b>DEPARTMENTAL TOTAL</b>	<b>TOTAL</b>	<b>29782</b>	<b>13666</b>	<b>16116</b>	<b>54%</b>	<b>1700</b>	<b>2725</b>	<b>7375</b>	<b>7375</b>	<b>8718</b>	<b>0</b>	<b>0</b>	<b>57675</b>

**NEW CASTLE COUNTY  
CAPITAL PROGRAM**

FY 2008-2013  
(in thousands)

Department: Community Services  
Activity: Libraries  
Development Program: Libraries

Proj. No.	Project Information	Funding Source	Prior Auth.	Avail. Balance 02/28/2007	Obligated Amount 02/28/2007	FISCAL YEARS						Bal. To Complete	Total Cost	
						2008	2009	2010	2011	2012	2013			
<b>0329</b>	Southern Library	BONDS	1300	-	-	-		2500	2500	5648			11948	
	Description: Construction of a 45,000 square foot regional Library south of the canal.	FEDERAL		-	-	-								
		STATE	2325	-	-	-		4500	4500	1820			13145	
		OTHER	1000	-	-	-		375	375	1250			3000	
		<b>TOTAL</b>	<b>4625</b>	<b>4600</b>	<b>25</b>	<b>1 %</b>	<b>0</b>	<b>0</b>	<b>7375</b>	<b>7375</b>	<b>8718</b>	<b>0</b>	<b>0</b>	<b>28093</b>
	Timing: Completion is projected for 2012.	Work Description through 2007:			Through 2008: Design and architectural Planning			Balance 2009 to Completion: Construction.						
	Council District 6,12													
<b>0335</b>	Woodlawn Library	BONDS	3239	-	-	-							3239	
	Description: A 15,000 square foot library at the former Department of Motor Vehicle site in the City of Wilmington on Bancroft Parkway. The planned library will replace the current Woodlawn Branch Library.	FEDERAL		-	-	-								
		STATE	3297	-	-	-							3297	
		OTHER	1880	-	-	-							1880	
		<b>TOTAL</b>	<b>8416</b>	<b>280</b>	<b>8136</b>	<b>97 %</b>	<b>0</b>	<b>0</b>	<b>0</b>	<b>0</b>	<b>0</b>	<b>0</b>	<b>0</b>	<b>8416</b>
	Timing: Planning FY 2005. Open FY 2007.	Work Description through 2007: Library fit out and opening in FY 2007.			Through 2008:			Balance 2009 to Completion:						
	Council District 10													
<b>0417</b>	Hockessin Library Expansion	BONDS	4413	-	-	-							4413	
	Description: Expansion of the current 14,000 sf facility to 23,000sf and renovation of the interior with new addition and for greater efficiency of service.	FEDERAL		-	-	-								
		STATE	3521	-	-	-							3521	
		OTHER		-	-	-	700						700	
		<b>TOTAL</b>	<b>7934</b>	<b>1586</b>	<b>6348</b>	<b>80 %</b>	<b>700</b>	<b>0</b>	<b>0</b>	<b>0</b>	<b>0</b>	<b>0</b>	<b>0</b>	<b>8634</b>
	Timing: Complete FY 2008.	Work Description through 2007: Begin construction January 2007.			Through 2008: Library reopens April 2008.			Balance 2009 to Completion:						
	Council District 3													

**NEW CASTLE COUNTY  
CAPITAL PROGRAM**

FY 2008-2013  
(in thousands)

Department: Community Services  
Activity: Libraries  
Development Program: Libraries

Proj. No.	Project Information	Funding Source	Prior Auth.	Avail. Balance 02/28/2007	Obligated Amount % 02/28/2007	FISCAL YEARS						Bal. To Complete	Total Cost
						2008	2009	2010	2011	2012	2013		
<b>0418</b>	Kirkwood Highway Library Expansion	BONDS	3691	-	-	-							3691
	Description: Construction of new facility at current library site.	FEDERAL		-	-	-							
		STATE	3581	-	-	-							3581
		OTHER	1050	-	-	-							1050
		<b>TOTAL</b>	<b>8322</b>	<b>6463</b>	<b>1859</b>	<b>22%</b>	<b>0</b>	<b>0</b>	<b>0</b>	<b>0</b>	<b>0</b>	<b>0</b>	<b>8322</b>
	Timing: Complete FY 2010.	Work Description through 2007: Begin Cnstruction in December 2007.			Through 2008: Construction.			Balance 2009 to Completion: Complete construction and fit-out. Open July 2009.					
	Council District 1												
<b>0605</b>	Bear Library Expansion	BONDS	105	-	-	-		1850					1955
	Description: Increase public access area of Bear Library to include section occupied by Technical Services.	FEDERAL		-	-	-							
		STATE	25	-	-	-	1000	875					1900
		OTHER	355	-	-	-							355
		<b>TOTAL</b>	<b>485</b>	<b>485</b>	<b>0</b>	<b>0%</b>	<b>1000</b>	<b>2725</b>	<b>0</b>	<b>0</b>	<b>0</b>	<b>0</b>	<b>4210</b>
	Timing: Plan FY 2007. Complete FY 2011.	Work Description through 2007: Needs assessment.			Through 2008: Planning and design.			Balance 2009 to Completion: Begin construction.					
	Council District 7												

---

**Department of Public Safety**

---



**NEW CASTLE COUNTY  
CAPITAL PROGRAM**

FY 2008-2013  
(in thousands)

Department: Public Safety  
Activity: Total  
Development Program:

Proj. No.	Project Information	Funding Source	Prior Auth.	Avail. Balance 02/28/2007	Obligated Amount 02/28/2007	FISCAL YEARS					Bal. To Complete	Total Cost		
						2008	2009	2010	2011	2012			2013	
	<b>Public Safety</b>	BONDS	51450	-	-	-	1750	1750	1750	1750		58450		
		FEDERAL	1191	-	-	-						1191		
		STATE	134	-	-	-						134		
		OTHER	1743	-	-	-						1743		
	<b>DEPARTMENTAL TOTAL</b>	TOTAL	54518	10431	44087	81%	0	1750	1750	1750	1750	0	0	61518

**NEW CASTLE COUNTY  
CAPITAL PROGRAM**

FY 2008-2013  
(in thousands)

Department: Public Safety  
Activity: Subtotals  
Development Program:

Proj. No.	Project Information	Funding Source	Prior Auth.	Avail. Balance 02/28/2007	Obligated Amount 02/28/2007	%	FISCAL YEARS					Bal. To Complete	Total Cost
							2008	2009	2010	2011	2012		
	Emergency Communications Center	BONDS	1550	-	-	-							1550
	<b>Subtotal</b>	FEDERAL	1191	-	-	-							1191
		STATE		-	-	-							
		OTHER		-	-	-							
		<b>TOTAL</b>		2741	1474	1267	46%	0	0	0	0	0	0
	Emergency Medical Services	BONDS	2000	-	-	-		1750	1750	1750	1750	0	9000
	<b>Subtotal</b>	FEDERAL		-	-	-							
		STATE		-	-	-							
		OTHER		-	-	-							
		<b>TOTAL</b>		2000	1831	169	8%	0	1750	1750	1750	1750	0
	Law Enforcement	BONDS	47900	-	-	-							47900
	<b>Subtotal</b>	FEDERAL		-	-	-							
		STATE	134	-	-	-							134
		OTHER	1743	-	-	-							1743
		<b>TOTAL</b>		49777	7343	42434	85%	0	0	0	0	0	0

**NEW CASTLE COUNTY  
CAPITAL PROGRAM**

FY 2008-2013  
(in thousands)

Department: Public Safety  
Activity: Emergency Communications Center  
Development Program: Emergency Communications Center

Proj. No.	Project Information	Funding Source	Prior Auth.	Avail. Balance 02/28/2007	Obligated Amount 02/28/2007	FISCAL YEARS						Bal. To Complete	Total Cost
						2008	2009	2010	2011	2012	2013		
<b>0410</b>	<b>Computer System</b>												
	Description:	BONDS	1550	-	-	-							1550
	Purchase and install department computer network to include hardware, software, planning, training and management fees.	FEDERAL	1191	-	-	-							1191
		STATE		-	-	-							
		OTHER			-	-	-						
		<b>TOTAL</b>		<b>2741</b>	<b>1474</b>	<b>1267</b>	<b>46%</b>	<b>0</b>	<b>0</b>	<b>0</b>	<b>0</b>	<b>0</b>	<b>0</b>
	Timing:	Work Description through 2007:				Through 2008:				Balance 2009 to Completion:			
	Competition date FY 2010.	Complete RMS software upgrade. Study vendors for CAD software upgrade.				Phase II work on the Records Management System (RMS). Turnkey, Fixed Assets and Repeat Call modules.				Complete the CAD software upgrade.			
	All Council Districts												

**NEW CASTLE COUNTY  
CAPITAL PROGRAM**

FY 2008-2013  
(in thousands)

Department: Public Safety  
Activity: Emergency Medical Services  
Development Program: Emergency Medical Services

Proj. No.	Project Information	Funding Source	Prior Auth.	Avail. Balance 02/28/2007	Obligated Amount 02/28/2007	FISCAL YEARS					Bal. To Complete	Total Cost	
						2008	2009	2010	2011	2012			2013
<b>0710</b>	<b>EMS Stations</b>	BONDS	2000	-	-	-	1750	1750	1750	1750		9000	
	Description: Design and construction of new paramedic emergency medical stations in New Castle County.	FEDERAL		-	-	-							
		STATE		-	-	-							
		OTHER		-	-	-							
		<b>TOTAL</b>	<b>2000</b>	<b>1831</b>	<b>169</b>	<b>8%</b>	<b>0</b>	<b>1750</b>	<b>1750</b>	<b>1750</b>	<b>1750</b>	<b>0</b>	<b>9000</b>
	Timing: Scheduled completion date FY 2012.	Work Description through 2007: Complete construction of two EMS stations.			Through 2008: Study location and cost associated with additional two EMS stations.			Balance 2009 to Completion: Complete construction of EMS stations.					
	All Council Districts												

**NEW CASTLE COUNTY  
CAPITAL PROGRAM**

FY 2008-2013  
(in thousands)

Department: Public Safety  
Activity: Law Enforcement  
Development Program: Law Enforcement

Proj. No.	Project Information	Funding Source	Prior Auth.	Avail. Balance 02/28/2007	Obligated Amount % 02/28/2007	FISCAL YEARS						Bal. To Complete	Total Cost	
						2008	2009	2010	2011	2012	2013			
<b>0441</b>	Mobile Data Terminals	BONDS		-	-	-								
	Description: Complete installation of Mobile Data Terminals in Police vehicles.	FEDERAL		-	-	-								
		STATE	134	-	-	-								134
		OTHER		-	-	-								
		<b>TOTAL</b>	<b>134</b>	<b>9</b>	<b>125</b>	<b>93%</b>	<b>0</b>	<b>0</b>	<b>0</b>	<b>0</b>	<b>0</b>	<b>0</b>	<b>0</b>	<b>134</b>
	Timing: Scheduled completion FY 2007.	Work Description through 2007: Complete all needed purchases by 6/30/2007.			Through 2008:			Balance 2009 to Completion:						
	All Council Districts													
<b>0712</b>	Public Safety Facility	BONDS	47500	-	-	-								47500
	Description: Construction of a new Public Safety Facility.	FEDERAL		-	-	-								
		STATE		-	-	-								
		OTHER	1493	-	-	-								1493
		<b>TOTAL</b>	<b>48993</b>	<b>6686</b>	<b>42307</b>	<b>86%</b>	<b>0</b>	<b>0</b>	<b>0</b>	<b>0</b>	<b>0</b>	<b>0</b>	<b>0</b>	<b>48993</b>
	Timing: FY 2004 thru FY 2008.	Work Description through 2007: Complete construction.			Through 2008: Complete. Open new facility.			Balance 2009 to Completion:						
	Council District 10													
<b>9817</b>	Police Range Facility	BONDS	400	-	-	-								400
	Description: Construct a new Police Range Facility.	FEDERAL		-	-	-								
		STATE		-	-	-								
		OTHER	250	-	-	-								250
		<b>TOTAL</b>	<b>650</b>	<b>648</b>	<b>2</b>	<b>0%</b>	<b>0</b>	<b>0</b>	<b>0</b>	<b>0</b>	<b>0</b>	<b>0</b>	<b>0</b>	<b>650</b>
	Timing: Scheduled completion FY 2010.	Work Description through 2007: Continue range project study.			Through 2008: Begin phase one of the project on 7/1/2007, and continue to study the remaining phases. 2008: System installation.			Balance 2009 to Completion: Complete work project plan and begin work on additional phases with the full project completion by 6/30/2010.						
	Council District 12													

---

**Department of Administration**

---

**NEW CASTLE COUNTY  
CAPITAL PROGRAM**

FY 2008-2013  
(in thousands)

Department: Administration  
Activity: Total  
Development Program:

Proj. No.	Project Information	Funding Source	Prior Auth.	Avail. Balance 02/28/2007	Obligated Amount 02/28/2007	%	FISCAL YEARS					Bal. To Complete	Total Cost	
							2008	2009	2010	2011	2012			2013
	<b>Administration</b>	BONDS	11350	-	-	-	750	750	750	750	750	750	15850	
		FEDERAL		-	-	-								
		STATE	191	-	-	-							191	
		OTHER	5550	-	-	-	925	925	925	925	925	925	11100	
	<b>DEPARTMENTAL TOTAL</b>	<b>TOTAL</b>	<b>17091</b>	<b>1007</b>	<b>16084</b>	<b>94%</b>	<b>1675</b>	<b>1675</b>	<b>1675</b>	<b>1675</b>	<b>1675</b>	<b>1675</b>	<b>0</b>	<b>27141</b>

**NEW CASTLE COUNTY  
CAPITAL PROGRAM**

FY 2008-2013  
(in thousands)

Department: Administration  
Activity: Administration  
Development Program: Information Systems

Proj. No.	Project Information	Funding Source	Prior Auth.	Avail. Balance 02/28/2007	Obligated Amount % 02/28/2007	FISCAL YEARS						Bal. To Complete	Total Cost
						2008	2009	2010	2011	2012	2013		
<b>0435</b>	Document Management												
	Description: Identify and implement additional technical business solutions.	BONDS	250	-	-	-							250
		FEDERAL		-	-	-							
		STATE		-	-	-							
		OTHER		-	-	-							
		<b>TOTAL</b>	<b>250</b>	<b>123</b>	<b>127</b>	<b>51 %</b>	<b>0</b>	<b>0</b>	<b>0</b>	<b>0</b>	<b>0</b>	<b>0</b>	<b>250</b>
	Timing: FY 2004.	Work Description through 2007: County-wide document indexing, retrieval and retention.				Through 2008:			Balance 2009 to Completion:				
	All Council Districts												
<b>9918</b>	Information Systems Expansion												
	Description: Identify and implement additional technical business solutions.	BONDS	11100	-	-	-	750	750	750	750	750	750	15600
		FEDERAL		-	-	-							
		STATE	191	-	-	-							191
		OTHER	5550	-	-	-	925	925	925	925	925	925	11100
		<b>TOTAL</b>	<b>16841</b>	<b>885</b>	<b>15956</b>	<b>95 %</b>	<b>1675</b>	<b>1675</b>	<b>1675</b>	<b>1675</b>	<b>1675</b>	<b>1675</b>	<b>26891</b>
	Timing: Through FY 2009.	Work Description through 2007: Identify and implement additional technical business solutions, especially for e-government.				Through 2008: Identify and implement additional technical business solutions, especially for e-government.			Balance 2009 to Completion: Identify and implement additional technical business solutions, especially for e-government.				
	All Council Districts												



---

**Department of County Executive**

---

**NEW CASTLE COUNTY  
CAPITAL PROGRAM**

FY 2008-2013  
(in thousands)

Department: County Executive  
Activity: Total  
Development Program:

Proj. No.	Project Information	Funding Source	Prior Auth.	Avail. Balance 02/28/2007	Obligated Amount 02/28/2007	FISCAL YEARS					Bal. To Complete	Total Cost	
						2008	2009	2010	2011	2012			2013
	<b>County Executive</b>	BONDS	2228	-	-	-	200	200	200	200	200		3228
		FEDERAL		-	-	-							
		STATE			-	-	-						
		OTHER			-	-	-						
	<b>DEPARTMENTAL TOTAL</b>	TOTAL	2228	2228	0	0%	0	200	200	200	200	0	3228

**NEW CASTLE COUNTY  
CAPITAL PROGRAM**

FY 2008-2013  
(in thousands)

Department: County Executive  
Activity: County Executive  
Development Program: Contingency

Proj. No.	Project Information	Funding Source	Prior Auth.	Avail. Balance 02/28/2007	Obligated Amount % 02/28/2007	FISCAL YEARS						Bal. To Complete	Total Cost
						2008	2009	2010	2011	2012	2013		
<b>8933</b>	<b>Executive Capital Contingency</b>	BONDS	2228	-	-	-	200	200	200	200	200		3228
	Description: Allocated by the County Executive to meet increased costs of an authorized project, not to exceed 10% of original authorization; or as the County Executive deems necessary.	FEDERAL		-	-	-							
		STATE		-	-	-							
		OTHER		-	-	-							
		<b>TOTAL</b>	<b>2228</b>	<b>2228</b>	<b>0</b>	<b>0%</b>	<b>0</b>	<b>200</b>	<b>200</b>	<b>200</b>	<b>200</b>	<b>0</b>	<b>3228</b>
	Timing: Contingency.  All Council Districts	Work Description through 2007: As needed.			Through 2008: As needed.			Balance 2009 to Completion: As needed.					