

NEW CASTLE COUNTY Capital Program & Budget



Fiscal Year 2009 - 2014
Approved

Christopher A. Coons
County Executive



New Castle County
Approved
Capital Program & Budget
FY 2009 - 2014

Ordinance #08-038
Resolution #08-075

Table of Contents

Distinguished Budget Presentation I

Elected and Selected Officials II

County Planning Board III

Project Directory IV

Legend for Identification Prefixes VIII

FY 2009 Capital Budget by Department and Project IX

Development of the Capital Program and Budget 1

Capital Projects Strategies and Review System (CAPSTARS) 1

Key Financial Policies (KFP'S) 2

Quarterly Capital Review 5

Annual Operating Budget Impact. 6

The Linkage Between the Comprehensive Development Planning
Process and the Capital Program and Budget Process 7

Debt Management. 10

Debt Service as a Percentage of the Operating Budget 11

Bond Authorizations. 13

Investment Policy 13

Development Impact Fees 14

Definitions 15

DEPARTMENTAL PROFILES

FY 2009 - 2014 Capital Program and Budget

Department of Special Services 16

Department of Community Services 23

Department of Public Safety. 24

New Castle County Airport 26

Department of Administration 27

County Executive 29

Expenditure Activity for Six Years - Chart 30

Schedule of Program Appropriations and Funding - FY 2009 - 2014

Capital Budget and Program Summary 31

PROGRAM SCHEDULES & PROJECT NARRATIVES

Department of Special Services

Department Summary 32

Facilities/Equipment. 35

Landfill Facilities 39

Parks 40

Sewers 52

Table of Contents

New Castle County Capital Program & Budget

Department of Community Services

Department Summary	74
Libraries	75

Department of Public Safety

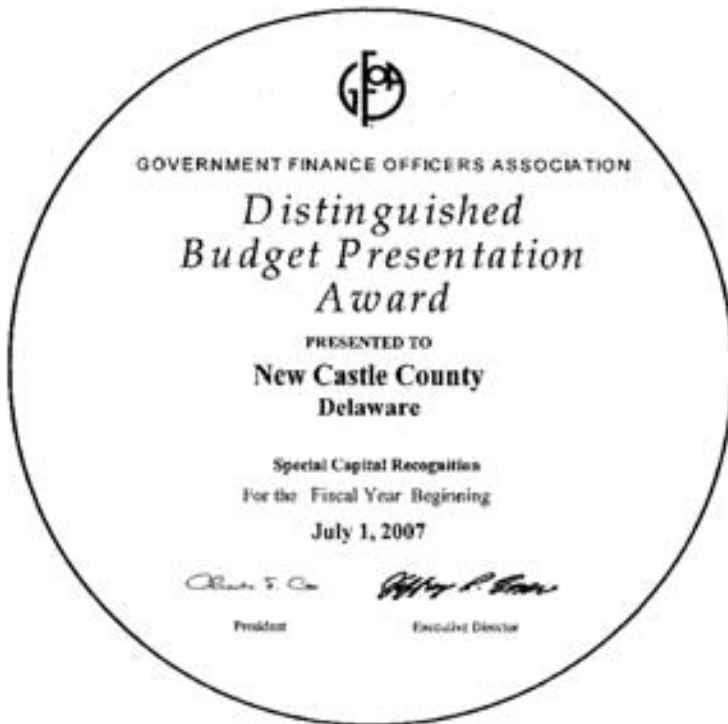
Department Summary	77
Emergency Communications Center	79
Emergency Medical Services	80
Law Enforcement	81

Department of Administration

Department Summary	82
Information Systems	83

Department of County Executive

Department Summary	84
Contingency	85



This prestigious award is the highest form of recognition in government budgeting that a local government can receive. Of nearly 40,000 units of local government eligible, an average of only 2% each year receive this honor. Additionally, New Castle County was awarded "Special Capital Recognition".

The Government Finance Officers Association of the United States and Canada (GFOA) presented a Distinguished Budget Presentation Award to **NEW CASTLE COUNTY, DELAWARE for its annual budget for the fiscal year beginning **July 1, 2007.****

In order to receive this award, a governmental unit must publish a budget document that meets program criteria as a policy document, as an operations guide, as a financial plan and as a communications device.

The award is valid for a period of one year only. We believe our current budget continues to conform to program requirements, and we are submitting it to GFOA to determine its eligibility for another award.

**New Castle County
Elected Officials
For Fiscal Year 2009**

Executive

County Executive ····· **Christopher A. Coons**

Row Offices

Register of Wills ····· **Diane Clarke Streett**

Recorder of Deeds ····· **Michael E. Kozikowski**

Sheriff ····· **Michael P. Walsh**

Clerk of the Peace ····· **Kenneth W. Boulden, Jr.**

County Council

President of Council ····· **Paul G. Clark**

First District ····· **Joseph M. Reda**

Second District ····· **Robert S. Weiner**

Third District ····· **William J. Tansey**

Fourth District ····· **Penrose Hollins**

Fifth District ····· **Stephanie A. McClellan**

Sixth District ····· **William E. Powers, Jr.**

Seventh District ····· **George Smiley**

Eighth District ····· **John J. Cartier**

Ninth District ····· **Timothy P. Sheldon**

Tenth District ····· **Jea P. Street**

Eleventh District ····· **David L. Tackett**

Twelfth District ····· **J. William Bell**

County Planning Board

Chairperson
Victor Singer

Sandra D. Anderson

June D. MacArtor

Joseph J. Maloney

Robert C. McDowell

Victor Udo

Mark Weinberg

Arthur R. Wilson

William V. McGlinchey

PROJECT DIRECTORY

Project	Title	Page
<u>Special Services</u>		
<i>Facilities/Equipment and Landfill Facilities</i>		
0126	Army Creek Landfill Upgrade	39
0401	Building Rehabilitation.	35
0415	Energy Audit/Upgrade	35
0230	Fleet Acquisitions	35
9808	General Paving	37
9909	General Roof Renovations	37
0711	Government Center Parking Lot	36
0703	Government Center Roof Replacement	36
9035	Hazardous Substances & Asbestos Abatement.	37
8919	Inspection of Tanks - Environmental Control	36
9910	Security.	38

Project	Title	Page
<u>Special Services (Continued)</u>		
<i>Parks</i>		
0115	Brandywine Springs Park Rehabilitation.	48
0328	Coventry District Park Expansion	40
0608	Delcastle Competition Quad	49
0609	Delcastle Parking Renovations.	50
0117	District Park #5.	40
0510	Game Court Improvements	42
0509	General Parkland Improvements	43
9916	Glasgow Regional Park	51
0515	Greenway Systems	44
0333	Iron Hill Park.	49
0330	Land Acquisition	48

PROJECT DIRECTORY

Project	Title	Page
<u>Special Services (Continued)</u>		
<i>Parks (Continued)</i>		
9809	Maintenance Base Renovations	45
9715	Middle Run Valley	50
0331	Parkland Acquisition	41
9815	Pavilion Renovations	46
0508	Play Area Improvements	47
0516	Skate Parks	46
0704	Soccer Fields Sports Turf	50
0334	Southern Regional Park	49
0121	Sports Lighting	46
0205	Wiggins Mill	48
0204	Woodshaven Improvements	40
 <i>Sanitary Facilities</i>		
0621	Airport Road Pump Station Upgrade	60
0101	Backwater Valve Improvement	55
0620	Belltown Sanitary Sewer Upgrade	53
0610	Boxwood Road Sanitary Sewer Improvements	53

Project	Title	Page
<u>Special Services (Continued)</u>		
<i>Sanitary Facilities (Continued)</i>		
0624	Brandywine Hundred Clearwater Program	68
0005	Brandywine Hundred North Rehabilitation	62
0218	Brandywine Hundred South Rehabilitation	63
0213	Bridleshire Farms Septic Elimination	55
0216	Buttonwood Pump Station Upgrade	58
0705	Christiana River Force Main	61
0434	Christiana Hospital Outfall Upgrade	66
0615	Christiana Pump Station Upgrade	59
0219	Countywide Manhole Rehabilitation	63
0102	Delaware City Sewer Rehabilitation	62
0004	Delaware City Treatment Plant Rehabilitation	69
0438	DelDot Coordination Project	66
0220	Develop Collection System Improvements	63
0221	Develop Interceptor Improvements	64
0312	Edgemoor Pump Station Upgrade	59
0616	Electrical Power Distribution Upgrades	59
0617	Energy Audit	60

PROJECT DIRECTORY

Project	Title	Page
<u>Special Services (Continued)</u>		
<i>Sanitary Facilities (Continued)</i>		
0622	General Sewer Improvements	56
9604	Hyde Run Relief	54
0433	Mobile Radio System Upgrade.	56
0323	Mill Creek Interceptor Relief.	52
0406	M.O.T. Area Maintenance Base	64
0215	Naamans Pump Station Upgrade.	58
0612	North Delaware Interceptor System	67
0706	Odor & H2S Issues.	61
0420	Old State Road Interceptor	52
9901	Old State Road Interceptor Reconstruction	68
0422	Pike Creek Improvements	65
0006	Pump Station Meters	57
0106	Pump Station Rehabilitation	57
0618	Richardson Park Pump Station Upgrade	60
0423	River Road Improvements	65
0708	Septage Receiving Station Upgrade	70

Project	Title	Page
<u>Special Services (Continued)</u>		
<i>Sanitary Facilities (Continued)</i>		
0511	Sewer Repairs and Rehabilitation	66
0421	Shellburne Rehabilitation	65
0611	South Christiana Interceptor Analysis	53
0419	South Delaware Interceptor	52
9603	Southern Sewer Service Area	70
0107	Special Services Complex	62
0903	State Road Interceptor	54
9705	Stoney Creek Pump Station Upgrade	61
0217	Terminal Avenue Pump Station Upgrade	58
0613	Townsend Pipe & Manhole Rehabilitation.	67
0224	Turkey Run Interceptor Rehabilitation.	64
0424	Water Farm #1 Improvements	69
0619	Wastewater Treatment Plants/Discharge Elimination and Clean Water Act Evaluations.	69
0002	White Clay Creek Pump Station Rehabilitation	57
0614	White Clay Sewer Basin Rehabilitation	67

PROJECT DIRECTORY

Police

Project	Title	Page
<u>Special Services (Continued)</u>		
<i>Stormwater</i>		
0413	Countywide Drainage Problems	71
9209	Little Mill Creek I	73
9508	Little Mill Creek II	73
0112	MS4 Stormwater Basin Retrofits.	71
0414	New Castle Conservation District	72
0009	Shellpot 4, 5	71
0517	Stormwater Mitigation Projects	72
0625	Stormwater Basin Renovation	72
9611	Turkey Run.	73

Community Services

<i>Libraries</i>		
0605	Bear Library	76
0417	Hockessin Library Expansion	75
0418	Kirkwood Highway Library	75
0329	Southern Library	75

Project	Title	Page
<u>Public Safety</u>		

<i>Emergency Communications Center</i>		
0410	Computer System.	79

<i>Emergency Medical Services</i>		
0710	EMS Stations.	80

<i>Law Enforcement</i>		
0712	Public Safety Facility	81
9817	Police Range Facility.	81

Administration

0435	Document Management	83
9918	Information Systems Expansion	83

County Executive

8933	Executive Capital Contingency	85
------	---	----

New Castle County
Legend for Identification Prefixes
of Capital Project Budget Years

<u>Fiscal Year</u> <u>Budgeted</u>	<u>Capital Year</u> <u>Prefix</u>
1990	90
1991	91
1992	92
1993	93
1994	94
1995	95
1996	96
1997	97
1998	98
1999	99
2000	00
2001	01
2002	02
2004	03
2004	04
2005	05
2006	06
2007	07
2008	08
2009	09
2010	10
2011	11
2012	12
2013	13
2014	14

New Castle County
FY 2009 Capital Budget
By Department and Project

	<i>FY 2009 Capital Budget</i>		<i>FY 2009 Capital Budget</i>
Special Services			
Sewer			
Belltown Sanitary Sewer Upgrade	\$ 600,000	South Christiana Interceptor Analysis.	500,000
Boxwood Road Sanitary Sewer Improvements	1,000,000	State Road Interceptor.	200,000
Brandywine Hundred Clearwater Program	500,000	Stoney Creek Pump Station Upgrade	(1,000,000)
Brandywine Hundred North Rehabilitation.	9,433,000	Stormwater Basin Renovations	600,000
Brandywine Hundred South Rehabilitation.	2,372,000	Townsend Pipe & Manhole Rehabilitation	(800,000)
Bridleshire Farms Septic Elimination.	500,000	Turkey Run Interceptor Rehabilitation	1,750,000
Christiana Pump Station Upgrade.	250,000	Wastewater Treatment Plants/Discharge Evaluation . . .	50,000
Christiana River Force Main	325,000	White Clay Sewer Basin Rehabilitation.	<u>500,000</u>
Countywide Drainage Problems	(845,000)	Total Sewer	\$27,532,000
Delaware City Treatment Plan Rehabilitation	1,300,000		
DelDot Coordination Project	500,000	Facilities/Equipment	
Electrical Power Distribution Upgrades	500,000	Building Rehabilitation	\$ 1,800,000
Energy Audit	(100,000)	Energy Audit	(200,000)
Hyde Run Relief	500,000	Fleet Acquisitions	4,098,000
Little Mill Creek I.	(23,000)	General Paving	400,000
Little Mill Creek II	23,000	Hazardous Substance & Asbestos.	<u>25,000</u>
North Delaware Interceptor System.	7,797,000	Total Facilities/Equipment	\$6,123,000
Odor & H2S Issues	200,000		
Pump Station Rehabilitation	700,000		
Septage Receiving Station Upgrade.	200,000		

New Castle County
FY 2009 Capital Budget
By Department and Project

	<i>FY 2009 Capital Budget</i>		<i>FY 2009 Capital Budget</i>
Special Services (Continued)		Community Services	
Parks		Library Facilities	
DelCastle Parking Renovations	\$ 300,000	Bear Library Expansion	\$ 1,200,000
District Park #5	(700,000)	Kirkwood Highway Library	150,000
Game Court Improvements	125,000	Southern Library	<u>2,070,000</u>
Glasgow Regional Park	1,575,000	Total Community Services	\$ 3,420,000
Play Area Improvements	250,000		
Skate Parks	100,000	Administration	
Soccer Fields Sport Turf	800,000	Information Systems Expansion.	\$ <u>1,675,000</u>
Southern Regional Park	1,100,000	Total Administration	\$ 1,675,000
Woodshaven Improvements.	<u>(100,000)</u>		
Total Parks	\$3,450,000	Public Safety	
Total Special Services.	\$ 37,105,000	EMS Stations	\$ <u>400,000</u>
		Total Public Safety	\$ 400,000
		TOTAL FY 2009 CAPITAL BUDGET	\$42,600,000

Development of the Capital Program and Budget

Overview

The New Castle County Reorganization Act requires that the Chief Administrative Officer (CAO) shall annually prepare a Capital Program and Budget under the direction of the County Executive. In preparing the Capital Program and Budget, the CAO shall confer with the Department of Land Use, formerly the Department of Planning, to ascertain that the proposed program is in accordance with the County Comprehensive Development Plan. In fiscal 1989 the Budget Office within the Office of Finance became the principal agency responsible for assisting the CAO in the coordination and preparation of the Capital Program and Capital Budget. Also, in 2005 by Executive Order a Capital Strategies and Review Committee (CSRC) currently consisting of the Executive Office, Office of Finance, Procurement, Land Use, Special Services, County Council and Law was established.

No later than the first day of April of each year the County Executive shall recommend to County Council, a capital program for the ensuing six years and a capital budget for the ensuing year. No later than the date that the program is submitted to County Council, the County Executive shall submit it to the Department of Land Use for its review and recommendations to County Council. The County Executive shall also submit it to the Planning Board for the sole purpose of determining if it is in accordance with the Comprehensive Development Plan.

No later than the first day of June of each year, the County Council is required to approve a capital program and adopt a capital budget before it ordains the annual operating budget. The program shall detail each capital project. Each project shall show the amount of appropriations that have been expended or are to be expended and the funding sources for each of the fiscal years presented in the program. The Capital Budget Ordinance shall show in detail the capital expenditures to be made or incurred in accordance with the capital program.

County Council may not amend the capital program as submitted to it by the County Executive until it has received from same, recommendations with respect to the proposed amendment. County Council shall not be bound by such recommendations and may act without them if they are not received within 15 days from the date they are requested.

The reader is referred to the appropriate sections of Title 9 of the Delaware Code which are Sections 1134, 1135, 1136, 1137, 1159, 1332, 1341, 1343 and 1361 for further details regarding the capital programming and budget process.

Capital Projects Strategies and Review System (CAPSTARS)

The CSRC is operationally responsible for the County's Capital Projects Strategies and Review System (CAPSTARS).

CAPSTARS was implemented to establish quantitative fiscal strategies that would provide greater linkage to the County's Comprehensive Development Plan; and to provide a unified review system that would evaluate strategic plan considerations and financial compliance. Results achieved through the implementation of CAPSTARS include seven key quantitative fiscal strategies which are consistent with the Comprehensive Development Plan; cost standards to more readily quantify the impact of certain capital improvements upon the annual operating budget; and a quarterly capital review with each County agency to evaluate program/plan conformance and fiscal compliance. Additional benefits are also provided to the County Council in the form of more timely and quantitative information regarding each of their district's capital projects. Overall, the entire capital program and budget administration is substantially more fiscally significant to management and is more closely linked to the County's Comprehensive Development Plan.

Major components of CAPSTARS are presented in the following pages 2 through 13 with Departmental Profiles starting on page 16.

Key Financial Policies (KFP's)

The County has adopted, as a part of the annual budget, quantitative financial policies that address (1) project duration, (2) the allowable percentage of debt service to the operating budgets, (3) the allowable percentage of cost increase in the six-year capital program after the base year, (4) the limitations to amendments during the year, (5) the three-year operating budget impact, (6) the quarterly capital project and program review, and (7) the monthly capital cash forecast for twelve months and a quarterly variance analysis. The following are the “Key Financial Policies” for the fiscal year beginning July 1, 2008.

 **KFP #1**

- Each capital project will have a “sunset provision” after 24 months which can be lifted only by a resolution adopted by County Council.

Rationale

- Each agency must commit to the timely completion of each project adopted by the County Council and approved by the County Executive.

Impact

- Each agency will have 24 months from the date of authorization to complete all projects. Projects authorized prior to July 1, 2006 must be completed on or before June 30, 2008. Projects approved for continuance are to be completed on or before June 30, 2009.

- The Fiscal Year 2009 Capital Program sunsets 17 projects with an approximate savings of \$5.5 million.

 **KFP #2**

- The allowable percentage of debt service to the operating budgets is:
 - (a) **General Fund** - 15%
 - (b) **Sewer Fund** - 20%

Rationale

- Growing debt service payments as a percentage of the operating budget must be limited so as to maintain the financial flexibility of the County.

Impact

- Capital expenditures funded by general obligation debt will have to be programmed to avoid increasing the future debt burden upon the residents. Exceptions to this policy may be considered only for projects with a contemporary impact upon the health, safety and welfare of the residents and county employees. Pages 11 and 12 presents the percentage of debt service to the operating budgets.

 **KFP #3**

- The allowable percentage of cost increase in each year of the six year capital program after the respective base year is:

(a) **General Fund**

5% for the fiscal years 2009-2014
(non-cumulative).

(b) **Sewer Fund**

No greater than the acceptable annual sewer rate increase for user fees.

KFP #3 is to provide for cost increases to authorized capital projects currently in the approved Capital Program. Use of KFP #3 for new project requests will be evaluated by the CSRC on a project-by-project basis for approval.

Rationale

- Each agency must manage their Capital Program within certain time and cost constraints so as to maintain effective project and cost controls.
- County Executive must submit to County Council a balanced operating budget.

Impact

- Each agency will become more sensitive to project completion within the original budget and time frame. County government will limit sewer capital activity to projects that do not exceed a net debt service to operating budget percentage of 20% and/or an annual rate increase of 20%.



KFP #4

- Capital project amendments during a year shall not exceed the annually adopted budget and funding levels. All amendments shall be reviewed and evaluated by the CSRC.

Rationale

- Each agency must manage their Capital Program within certain time and cost constraints so as to maintain effective project and cost controls.

Impact

- Project amendments will require each agency to adjust their existing projects and program to conform to existing authorizations. This will limit project addition and project cost overruns. Exceptions to this policy may be considered only for projects with a contemporary impact upon the health, safety and welfare of the residents and County employees.



KFP#5

- Each agency shall submit a three year operating budget impact for personnel services costs, materials and supplies and debt service costs with each project request.

Rationale

- Each agency must disclose the operating budget impact so that total project-related costs can be considered in the decision-making process.

Impact

- Annual operating budget costs will be considered in the project acceptance process. These operating costs will provide management and County Council with total project-related costs.



KFP #6

- Quarterly capital project and program reviews conducted by the CSRC are to monitor existing project performance and to update the six year capital program.

Rationale

- Each agency must actively manage each project and provide quarterly reports on the physical and fiscal status of each project to management and County Council.

Impact

- A Capital Project Status Report and a Proposed Capital Program and Budget Summary are prepared by each agency for each of the capital projects in the budget and for the proposed Capital Program and Budget for the next fiscal year.



KFP #7

- Each agency shall submit to the CSRC a monthly capital cash forecast (receipts and disbursements) for a twelve-month period and a quarterly variance analysis (forecast to actual).

Rationale

- Each agency must actively oversee and report the fiscal activity of each project in order to maximize the County’s investment opportunities and to meet the Treasury arbitrage regulations.

Impact

- Monthly, each agency will project the next twelve months activity for each project. Quarterly, a “forecast to actual” report is prepared by the Budget Office for each agency to explain the variances for each project.

Quarterly Capital Review

During the fiscal year, the Chief Administrative Officer and the members of CSRC meet quarterly to review and monitor the status of all approved capital projects and programmed capital projects. A status report summary of all capital projects is issued at the end of each review forum. The quarterly review is held with each County agency that has authorized capital projects or programmed capital projects to determine.

■ **Status of existing projects**

- Financial liquidity
- Estimated completion date
- Changes in project scope

■ **Status of the program for the next six years**

- Planned project scope and/or cost adjustments
- Conformance with the County’s Comprehensive Development Plan and, if applicable, the agency’s Comprehensive Plan
- New and/or deleted planned projects

■ **Impact of Capital Spending upon the Operating Budget**

- Project acceptability
- Additional costs/or savings to the Operating Budget
- Fiscal Planning

The table on the following page presents the impact of the 2009 Capital Budget upon the annual Operating Budget.

Annual Operating Budget Impact

The FY 2009 Capital Budget and the Annual Operating Budget Impact is summarized by department below. Additional information is available in the Departmental Profiles on pages 16 through 29.

FY 2009 Capital Budget		Annual Operating Budget Impact			
Department	Appropriations	Personnel Service Costs	Other Operating Costs	Debt Service Costs	Total
Special Services	\$37,105,000	\$ -	\$575,000	\$2,617,892	\$3,192,892
Community Services	3,420,000	-	-	277,695	277,695
Public Safety	400,000	-	-	33,000	33,000
Administration	1,675,000	-	-	61,875	61,875
County Executive	-	-	-	-	-
Total	\$42,600,000	\$ -	\$575,000	\$2,990,462	\$3,565,462

The Linkage Between The Comprehensive Development Planning Process and The Capital Program and Budget Process

The Comprehensive Development Planning process has three essential components:

- A **Long-Range** element - The New Castle County updated Comprehensive Development Plan (20-25 years).
- A **Mid-Range** element - The Capital Improvements Program (6 years).
- A **Short-Range** element - The annual Capital Budget and the Annual Profile (1 year).

The Comprehensive Development Plan (the long-range element) is not an end-state plan, but a component of a planning process, i.e., a generalized model of the future which expresses policy direction for a 20-25 year period. It contains background information, a land use concept map, implementation considerations, goals and policies with which to address the following issues:

- Growth Management
- Natural Resources
- Transportation
- Community Character and Land Use Intensity
- Housing
- Agriculture
- Economic Development
- Community Facilities
- Intergovernmental Coordination

While the goals and policies must, of necessity, be pursued individually and in concert with the agencies (Federal, State, and Municipal) and County departments responsible for implementing them, the overall planning process synthesizes and coordinates them. The development of specific objectives should be the results of more specific analyses on the part of each County operating department, of each issue — long range, mid-range, or short-range as indicated.

As a result of system-wide changes identified by the annual profiles and the analysis of the probable impacts of those changes, the mid-range program can be updated in terms of trends, goals and policies, capital projects, and implementation programs — within the context of the long-range issues.

One of the basic purposes of capital improvement programming is to coordinate physical and fiscal planning in order that the greatest possible benefits can be realized from the County’s existing and anticipated financial resources. In order to accomplish this, a ranking of desired public improvements is established by assigning a need-based priority to each project. This ranking is then related to the County’s ability to pay for the projects over time. By this procedure, a prioritized sequence of projects (the program itself) is established.

Other positive results of the Capital Program and Budget process include:

- + Translation of the County’s Comprehensive Development Plan, individual Department’s functional plans, and other programs and policies into tangible projects.
- + The possibility of guiding private development so that it occurs in a way that is in conformity with the Comprehensive Development Plan.

- + The coordination of the capital projects of all County Departments so that they will further the implementation of the Comprehensive Development Plan.
- + Keeping the public informed of the County's long-range development plans.
- + Enabling the County Executive and the County Council to better understand long-term cash needs and better plan the financing necessary for both capital and operating activities.

Another short-range component of the planning process is the annual profile — which is the culmination of the previous year's monitoring of demographic data, developmental trends, changing regulatory and environmental conditions, and the impact of all these factors on the mid and long-range programs. This analysis provides the basis for the next year's plan of action — primarily as will be embodied in its capital budget.

The Annual Profile, then, serves three basic purposes:

It monitors changes in baseline conditions and so informs decision-makers.

It analyzes the impacts of changes in baseline conditions on goals and policies.

It provides an update, via the modification of objectives, to the mid-range component of the planning process; and thence, to the long-range component — thus completing the cycle.

The general policies or strategies which are utilized in developing the capital program include:

Conformance with New Castle County's Comprehensive Development Plan, as updated.

Maintenance or improvement of the ratio of debt service to the total operating budget, with the life of specific issues paralleling the life (three year minimum) of respective assets (\$5,000 minimum), utilizing the analytical tool of constant principal repayment.

Maximization of intergovernmental funding (Federal, State, Municipal and Private) of activities which are in conformance with New Castle County's Comprehensive Development Plan.

Protection of the County's investment in existing facilities, where appropriate, to avoid the higher cost of rehabilitation and/or replacement associated with deferment.

Authorization of new projects only as consistent with each department's ability to complete prior authorized projects.

Utilization (where appropriate) of user fees as a revenue source to offset (in full or in part) the operating and debt service expenses resulting from capital projects when completed.

Fostering economies of scale through inter-jurisdictional cooperation.

Promotion of economic development and its inherent contributions (leverage; private sector investment; expansion of existing job market).

This entire process can be summarized as follows:

The continuous monitoring of change.

The continuous refinement of goals and policies in order to reorganize change in such a way as to give direction to fiscal and development-related decisions.

Ensuring the inter-relationship of capital programming and budgeting with the Comprehensive Development Plan.

Ensuring the Capital Program and Budget are in conformity with the State of Delaware's Quality of Life Legislation.

Debt Management

Rating Upgrade

Concentrated efforts have been made to maintain and improve the County’s “high-grade” ratings for its general obligation bonds through innovations in financial and debt administration. On February 2, 2001, Standard and Poor’s of New York upgraded New Castle County from “AA” to the prestigious “AAA”. October 2, 2002 Fitch Ratings of New York upgraded New Castle County to “AAA” and six days later on October 8, 2002 Moody’s Investors Service also announced that New Castle County had earned its Triple-A rating. Attaining the top bond rating from all three rating agencies reflects the strong financial management and planning capabilities, and the quality of its elected and administrative leadership, as well as its activity, wealth and social characteristics. These high-grade ratings will reduce the cost of raising capital for County projects and a substantial savings for the County taxpayers. The County will continue to seek ways to improve and maintain these ratings so as to provide the finest quality services and lowest cost.

These ratings were reaffirmed by all three agencies in October 2007.

Legal Debt Margin

Title 9 of the Delaware Code Section 1163(a)(7) establishes a debt ceiling of three percent of the assessed value of taxable real estate excluding debt for certain special assessments and enterprise funds.

The County has traditionally made prudent use of its debt authority. Based on the April 1, 2008 taxable value, the three percent debt limit would permit \$531,000,000 in debt. The amount of outstanding debt

applicable to the three percent debt limit is \$204,983,426. There is an additional \$84,821,574 of enterprise fund debt outstanding not subject to the debt limit in accordance with Title 9 of the Delaware Code.

Policy Statement

Active debt management provides fiscal advantages to the citizens of this County. Overuse of debt places a burden on the financial resources of the County and its taxpayers. The following legislative fundamentals and administrative guidelines provide a framework and limit on debt utilization.

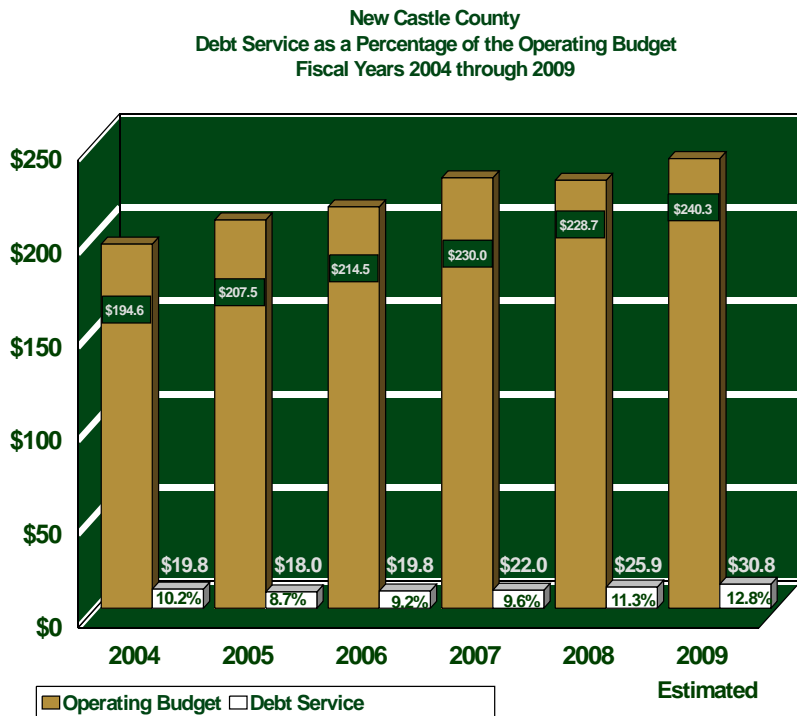
- (1) Debt shall not exceed 3 percent of taxable assessed evaluation (Legislative)... **Currently 1.0%**
- (2) Net direct debt shall not exceed \$400 per capita (Administrative)... **Currently \$386**
- (3) Debt principal to be retired in 10 years shall not fall below 60% (Administrative)... **Currently 62.2%**
- (4) Net overall debt per capita (net direct plus overlapping) shall not exceed the \$935 median for similar sized counties (Administrative)... **Currently \$867**
- (5) Annual debt service requirements shall not exceed Key Financial Policy #2 limitations (Legislative) as presented in the chart on the following page: “Debt Service as a Percentage of the Operating Budget.”

The following table presents the County’s debt position as a percent of assessed taxable value.

Type	Debt	Assessed Taxable Value	Percent	
			Currently	Allowable
Subject to Debt Margin	\$204,983,425	\$17.7 Billion	1.0%	3.0%
All Debt	\$289,805,000	\$17.7 Billion	1.6%	N/A

Debt Service as a Percentage of the Operating Budget

New Castle County’s debt service funding in the operating budget for the past five years and the current fiscal year as a percentage of the operating budget is presented in the following bar chart:



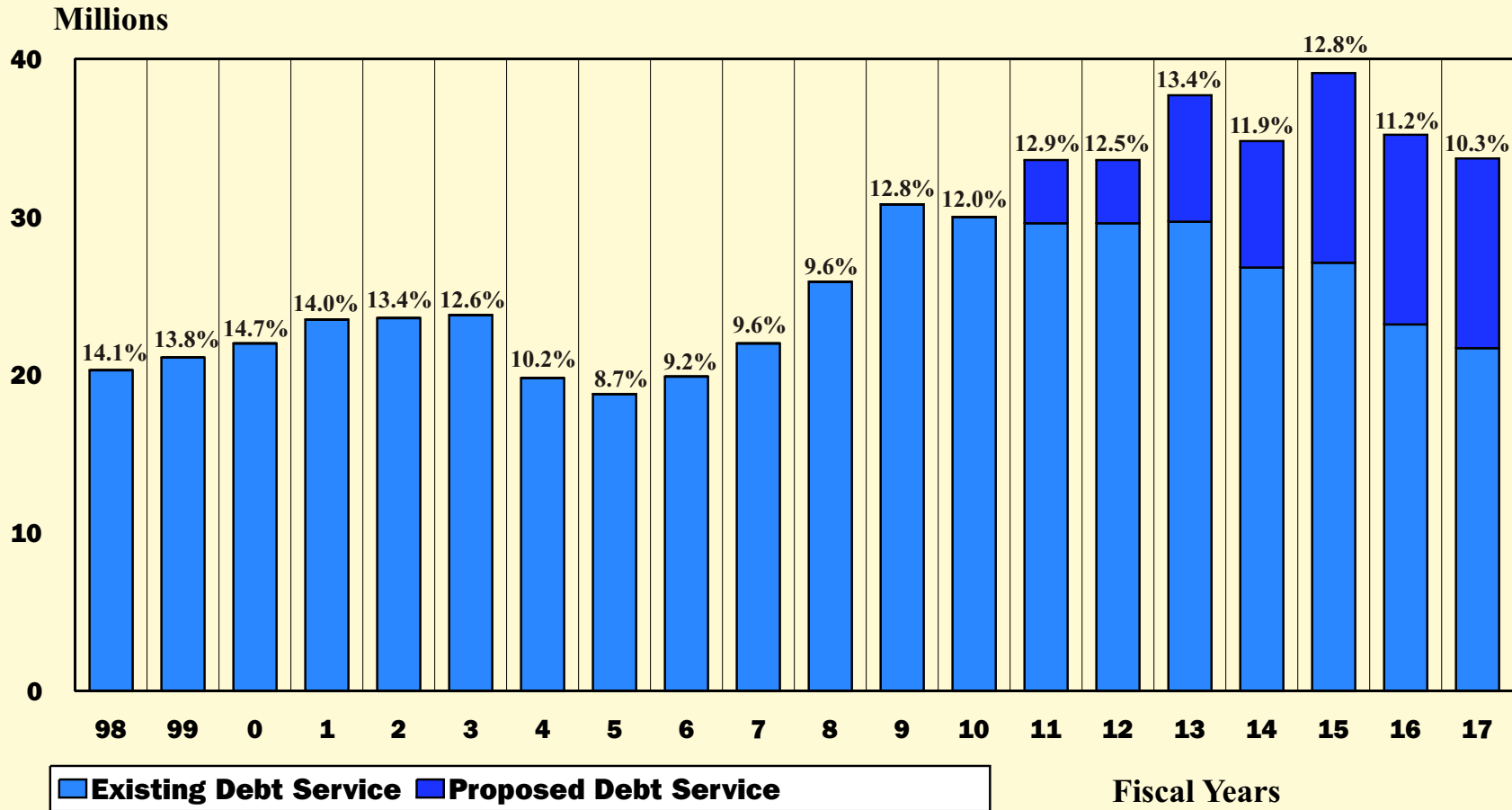
In accordance with Key Financial Policy #2 (KFP #2), debt service as a percentage of the general and sewer fund is as follows for the Fiscal Year 2009 proposed operating budget.

	Maximum % Age Per KFP #2	% Age for FY 2009
General Fund	15%	12.2%
Sewer Fund	20%	15.0%

AAA

New Castle County’s “AAA” Bond Rating by all three rating agencies.

Existing and Proposed Debt Service As a Percentage of Operating Budget Fiscal Year 1998 - 2017



This chart reflects principal and interest payments as well as projected payments based on debt offerings of \$93 Million in FY 2008 and \$50 Million every other year thereafter beginning in FY 2010. Operating growth beginning with FY 2010 is estimated at 4.0% a year.

Bond Authorizations

Future issuance of debt based on available **bond authorizations** as of February 29, 2008 is limited to **\$215.0 million**. Available spending authority vis-a-vis capital appropriations as of February 29, 2008 is limited to **\$176.9 million**, of which **\$141.6 million** is held in reserve pending project need.

Investment Policy

The investment of capital funds is incorporated into the County's cash management program. All unexpended bond proceeds are deposited in a custodial account for arbitrage tracking. All other funds are deposited into a consolidated treasurer's account and invested with other funds in order to obtain maximum earnings. The segregation of each project's equity is preserved and reported daily. Each agency managing capital projects is required to submit a capital cash forecast for 12 months every month. This projection includes receipts and disbursements by month for each capital project managed by the agency.

Interest earned on capital funds during the construction period is generally credited to the general and enterprise fund wherein the debt service is paid.

Development Impact Fees

In FY 1998, New Castle County adopted the New Castle County Unified Development Code (UDC). Included in the UDC are provisions to allow New Castle County to charge development impact fees to be used for future infrastructure needs of the County.

Impact fees are one-time payments used to generally fund capital facility improvements that are necessary to accommodate new development (i.e. libraries, fire service, emergency medical services, police, county facilities, parks and sewers) while maintaining the quality of life within communities.

As of February 29, 2008, impact fees collected and projected uses for New Castle County operations are presented on the following page.

DEVELOPMENT IMPACT FEES

Parks - North C&D		Parks - South C&D	
Balance as of 2/29/2008	\$437,411.82	Balance as of 2/29/2008	\$494,280.75
Projected Revenue 3/1/2008 - 6/30/2009	218,705.92	Projected Revenue 3/1/2008 - 6/30/2009	247,140.38
Projected Expenditures 7/1/2008 - 6/30/2009	(575,000.00) (a)	Projected Expenditures 7/1/2008 - 6/30/2009	(500,000.00) (b)
Projected Balance 6/30/2009	\$81,117.74	Projected Balance 6/30/2009	\$241,421.13
Libraries - North C&D		Libraries - South C&D	
Balance as of 2/29/2008	\$168,052.77	Balance as of 2/29/2008	\$208,111.33
Projected Revenue 3/1/2008 - 6/30/2009	84,026.39	Projected Revenue 3/1/2008 - 6/30/2009	104,055.67
Projected Expenditures 7/1/2008 - 6/30/2009	(200,000.00)	Projected Expenditures 7/1/2008 - 6/30/2009	(300,000.00)
Projected Balance 6/30/2009	\$52,079.16	Projected Balance 6/30/2009	\$12,167.00
Emergency Medical - North C&D		Emergency Medical - South C&D	
Balance as of 2/29/2008	\$5,106.60	Balance as of 2/29/2008	\$12,624.98
Projected Revenue 3/1/2008 - 6/30/2009	2,553.30	Projected Revenue 3/1/2008 - 6/30/2009	6,312.49
Projected Expenditures 7/1/2008 - 6/30/2009	(6,000.00)	Projected Expenditures 7/1/2008 - 6/30/2009	0.00
Projected Balance 6/30/2009	\$1,659.90	Projected Balance 6/30/2009	\$18,937.47
Law Enforcement - North C&D		Law Enforcement - South C&D	
Balance as of 2/29/2008	\$21,071.89	Balance as of 2/29/2008	\$102,663.10
Projected Revenue 3/1/2008 - 6/30/2009	10,540.95	Projected Revenue 3/1/2008 - 6/30/2009	15,000.00
Projected Expenditures 7/1/2008 - 6/30/2009	(30,000.00)	Projected Expenditures 7/1/2008 - 6/30/2009	0.00
Projected Balance 6/30/2009	\$1,612.84	Projected Balance 6/30/2009	\$117,663.10
Sewer - North C&D		Sewer South C&D	
Balance as of 2/29/2008	0.00	Balance as of 2/29/2008	\$11,786,880.56
Projected Revenue 3/1/2008 - 6/30/2009	0.00	Projected Revenue 3/1/2008 - 6/30/2009	1,500,000.00
Projected Expenditures 7/1/2008 - 6/30/2009	0.00	Projected Expenditures 7/1/2008 - 6/30/2009	0.00
Projected Balance 6/30/2009	\$0.00	Projected Balance 6/30/2009	\$13,286,880.56
Fire Service		County Facilities	
Balance as of 2/29/2008	\$1,099,065.93	Balance as of 2/29/2008	\$80,916.84
Projected Revenue 3/1/2008 - 6/30/2009	200,000.00	Projected Revenue 3/1/2008 - 6/30/2009	40,458.42
Projected Expenditures 7/1/2008 - 6/30/2009	0.00	Projected Expenditures 7/1/2008 - 6/30/2009	(45,000.00)
Projected Balance 6/30/2009	\$1,299,065.93	Projected Balance 6/30/2009	\$76,375.26

(a) Glasgow Regional Park (b) Southern Regional Park

Definitions

The **Capital Program** is a schedule of all County capital improvements anticipated to be undertaken during the next six fiscal years. It states the time schedule, estimated costs, and sources of financing.

The **Capital Budget** is a detailed list of capital spending authorizations (appropriations) to be made or incurred in accordance with the Capital Program from funds subject to the control or appropriation of the County Council.

A **Capital Improvement** is any permanent physical improvement and/or activity with a normal life of three years or more and a cost exceeding \$5,000. The \$5,000 limit may be waived in the case of a series of small project expenditures which are essentially elements of a large development program, the total of which exceeds \$5,000.

An **Activity** includes all capital improvements required to perform one type of service for the public. It may encompass one or more development programs and one or more projects.

A **Development Program** is a major capital improvement which will be carried to completion in stages over a period of years. It may be broken into a series of projects.

A **Project** is the basic unit of the capital improvements program. A project is a capital improvement which generally will span a shorter period of time for completion.

Fiscal Year (FY) refers to a year beginning July 1 and ending June 30. Fiscal years are referred to by the year in which they end.

Funding Source identifies the source of revenue to fund the capital appropriations, i.e., Bonds, Federal, State, Other.

Prior Authorizations are the total cumulative-to-date appropriations previously approved by County Council.

Obligated Amount represents the total expenditures plus encumbrances charged to each project in the Capital Program.

Comprehensive Development Plan - The adopted Comprehensive Development Plan (CDP) is the County’s primary policy document with respect to land development. Management of natural and cultural resources, preservation of existing development quality, and direction of infrastructural initiatives. The CDP will ultimately contain the adopted service standards for all types of community facilities.

Long Range Departmental Master Plans - The Long-Range Departmental Master Plans (LRP’s) are based on the demographic projections, facilities standards, and demand coefficients of the CDP. The LRP’s project departmental capital needs for a period of 18 years beyond the budget year. The LRP’s are a major means of carrying out long-range capital planning and of determining the conformity of capital projects with the CDP.

**Departmental Profiles
FY 2009 - 2014 Capital Program and Budget**

Introduction

The following briefly profiles certain Department's functions and objectives concerning capital programming and budgeting.

Department of Special Services

The quality of the County's living environment depends in a number of significant ways on functions performed by the Department of Special Services:

- Safe treatment and disposal of wastewater is achieved through the County's sanitary sewer system which currently includes 4 treatment plants and over 1,800 miles of sewers, over 40,000 manholes, and 170 pump stations. In addition to carrying out a major program of improvements to this system, the Department monitors the discharge of industrial wastewater.

- To control erosion and flooding, the Department maintains 45 stormwater management facilities, reviews development proposals for compliance with the drainage code and constructs stormwater systems.

- Protection of the County's investment in existing facilities will continue to be a major goal.

- The development and maintenance of parkland controlled by New Castle County.

- In order to achieve these functions, the Department has developed program objectives for FY 2009 and throughout the remainder of the program's years. These are as follows:

Sewer

Sanitary Facilities - The rehabilitation of existing facilities, particularly the White Clay Sewer Basin, Brandywine Hundred North and South and Naamans Creek basins including rehabilitation of various pumping stations and the DelDot coordination project. Additionally, condition modeling systems, development of capital improvements throughout the sewer system, and septic elimination projects are scheduled for communities, such as Bridleshire Farms. Plans also include the construction of new sewer infrastructure in the southern portion of the County.

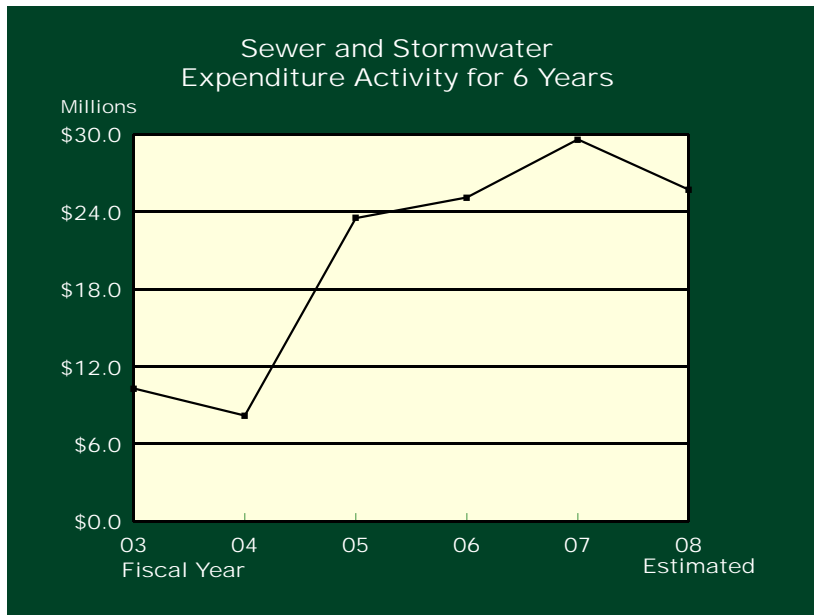
Stormwater - Protection of existing commercial, industrial, and residential investments. A major rehabilitation program has been developed to address long-term stormwater needs.



**Pigeon Run Stormwater management basin
beautifies the County's drainage effort.**

Department of Special Services (Continued)

The accompanying chart is a six-year line-graph for sewer and stormwater expenditures. Annotated below the chart is the amount of available appropriations for each category at February 29, 2008 and the appropriations approved for FY 2009.



Available Appropriations
as of 2/29/2008
\$122 Million

Recommended FY 2009
Capital Appropriations
\$27.5 Million

Approved FY 2009
Capital Appropriations
\$27.5 Million



Department of Special Services (Continued)

Measurement of the FY 2009 Capital Project impact upon the annual operating budget after project completion is presented below as an addition to or reduction of cost.

FY 2009 Capital Budget Title	Appropriations	Annual Operating Budget Impact			
		Personnel Service Costs	Other Operating Costs	Debt Service Costs	Total
SEWER					
SANITARY FACILITIES					
Belltown Sanitary Sewer	\$ 600,000	\$ -	\$ -	\$ 49,500	\$ 49,500
Boxwood Road Sanitary Sewer Improvements	1,000,000	-	-	82,500	82,500
Brandywine Hundred Clearwater Program	500,000	-	-	41,250	41,250
Brandywine Hundred North Rehabilitation	9,433,000	-	-	695,723	695,723 **
Brandywine Hundred South Rehabilitation	2,372,000	-	-	195,690	195,690
Bridleshire Farms Septic Elimination	500,000	-	-	41,250	41,250
Christiana Pump Station Upgrade	250,000	-	-	20,625	20,625
Christiana River Force Main	325,000	-	-	26,813	26,813
Countywide Drainage Problems	(845,000)	-	-	(69,713)	(69,713)
Delaware City Treatment Plant Rehabilitation	1,300,000	-	-	107,250	107,250
DelDot Coordination Project	500,000	-	-	41,250	41,250
Electrical Power Distribution Upgrades	500,000	-	-	41,250	41,250
Energy Audit	(100,000)	-	-	(8,250)	(8,250)
Hyde Run Relief	500,000	-	-	41,250	41,250
Little Mill Creek I	(23,000)	-	-	(1,898)	(1,898)
Little Mill Creek II	23,000	-	-	1,898	1,898
North Delaware Interceptor System	7,797,000	-	-	643,253	643,253
Odor & H2S Issues	200,000	-	-	16,500	16,500
Pump Station Rehabilitation	700,000	-	-	57,750	57,750
Septage Receiving Station Upgrade	200,000	-	-	16,500	16,500
South Christiana Interceptor Analysis	500,000	-	-	41,250	41,250
State Road Interceptor	200,000	-	-	16,500	16,500
Stoney Creek Pump Station Upgrade	(1,000,000)	-	-	Sewer Reserve	Sewer Reserve *
Stormwater Basin Renovations	600,000	-	-	49,500	49,500
Townsend Pipe & Manhole Rehabilitation	(800,000)	-	-	(66,000)	(66,000)
Turkey Run Interceptor Rehabilitation	1,750,000	-	-	144,375	144,375
Wastewater Treatment Plant/Discharge Elimination	50,000	-	-	4,125	4,125
White Clay Sewer Basin Rehabilitation	500,000	-	-	41,250	41,250
TOTAL SEWER	\$27,532,000	\$ 0	\$ 0	\$2,271,391	\$2,271,391

* Sewer Reserve

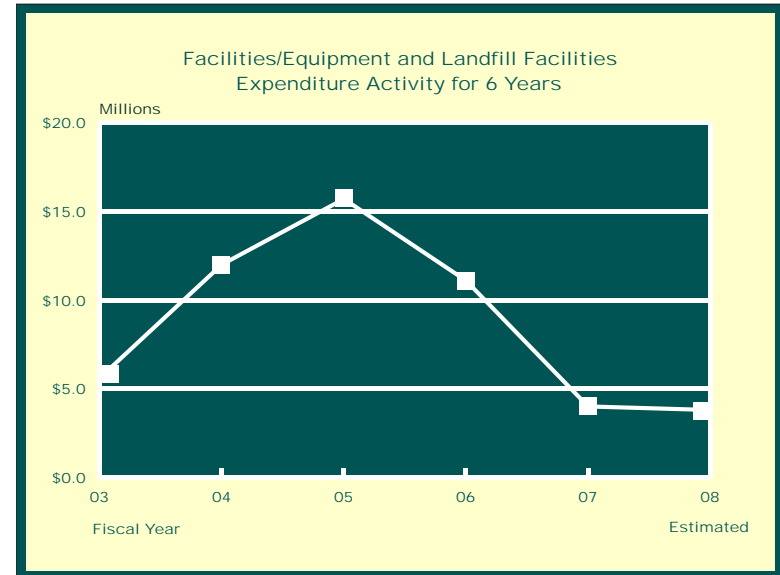
** Includes \$1,000,000 Sewer Reserve

Department of Special Services (Continued)

Facilities/Equipment and Landfill Facilities

- **Environmental Protection** - Protection of environment and facilities from hazardous substances (asbestos, PCB's, Radon, chemicals) and underground fuel tanks (fuel oil, gasoline, diesel).
- **Building and Facilities Improvement/Additions** - Rehabilitation and modification of County agencies' facilities and equipment and facility acquisition.
- **Landfills** - Prevention of further movement of leachate from the Army Creek Landfill and remediation at the Tybouts Corner site. Both facilities have been closed for several years. Remediation at both facilities is ongoing.
- **Fleet Equipment** - Purchase and upgrade County fleet equipment as needed and required.

The accompanying chart is a six-year line-graph for Facilities/Equipment and Landfill Facilities expenditures. Annotated below the chart is the amount of available appropriations at February 29, 2008 and the appropriations approved for FY 2009.



Available Appropriations
as of 2/29/2008
\$7.0 Million

Recommended FY 2009
Capital Appropriations
\$6.1 Million

Approved FY 2009
Capital Appropriations
\$6.1 Million



New Castle County Government Center at Christmas.

Department of Special Services (Continued)

Measurement of the FY 2009 Capital Project impact upon the annual operating budget after project completion is presented below as an addition to or reduction of cost.

FY 2009 Capital Budget		Annual Operating Budget Impact			
Title	Appropriations	Personnel Service Costs	Other Operating Costs	Debt Service Costs	Total
FACILITIES/EQUIPMENT					
Building Rehabilitation	\$ 1,800,000	\$ -	\$ -	\$ 148,500	\$ 148,500
Energy Audit/Upgrade	(200,000)	-	-	(16,500)	(16,500)
Fleet Acquisitions	4,098,000	-	-	General Fund	- *
General Paving	400,000	-	-	33,000	33,000
Hazardous Substance & Asbestos	25,000	-	-	2,063	2,063
TOTAL FACILITIES/EQUIPMENT	\$ 6,123,000	\$ 0	\$ 0	\$ 167,063	\$ 167,063

* General Fund

Department of Special Services (Continued)

Parks

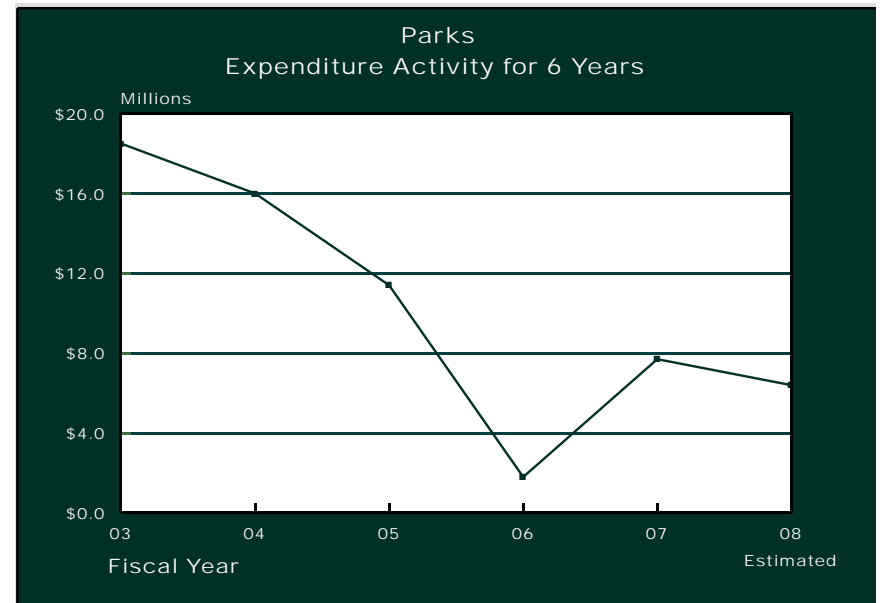
Special Services has responsibility for developing and maintaining over 6,000 acres of parkland controlled by the County.

- **Land Development** - Expansion and development of existing and new parks/recreational facilities consistent with the Department's Comprehensive Development Plan.
- **Land Acquisition** - Expansion of strategic land holdings for the preservation of natural areas, farmland, and the development of District Parks, when approved, in the Departmental Long Range Plan.



One of many community playgrounds maintained by the Parks Section.

The chart shown below is a six-year line-graph for Parks expenditures. Annotated below the chart is the amount of available appropriations at February 29, 2008 and the appropriations approved for FY 2009.



Available Appropriations
as of 2/29/2008
\$29.4 Million

Recommended FY 2009
Capital Appropriations
\$3.5 Million

Approved FY 2009
Capital Appropriations
\$3.5 Million

Department of Special Services (Continued)

FY 2009 Capital Budget		Annual Operating Budget Impact			
Title	Appropriations	Personnel Service Costs	Other Operating Costs	Debt Service Costs	Total
PARKS					
Delcastle Parking Renovations	\$ 300,000	\$ -	\$ -	\$ 24,750	\$ 24,750
District Park #5	(700,000)	-	-	(57,750)	(57,750)
Game Court Improvements	125,000	-	-	10,313	10,313
Glasgow Regional Park	1,575,000	-	575,000	82,500	657,500 *
Play Area Improvements	250,000	-	-	20,625	20,625
Skate Parks	100,000	-	-	(8,250)	(8,250) **
Soccer Fields Sports Turf	800,000	-	-	66,000	66,000
Southern Regional Park	1,100,000	-	-	49,500	49,500 *
Woodshaven Improvements	(100,000)	-	-	(8,250)	(8,250)
TOTAL PARKS	\$ 3,450,000	\$ 0	\$ 575,000	\$ 179,438	\$ 754,438

* Part Impact Fees

** Replaced with State Funding

Department of Community Services

The Department of Community Services provides cultural, educational and recreational programming and housing services for County residents.

- Sports and recreational programs offered by the Department include sports leagues and tournaments, the Senior Sports Center at PAL, Smart Beginnings, summer camps, Safety Town, Arts Studio courses and workshops, equestrian events and programs at Carousel Park and Special Events programming, e.g. Cub-A-Ree and the Ice Cream Festival at Rockwood Park.

- Hot meals at 13 senior centers and nutrition sites sponsored by the County in cooperation with local community groups;

- The County’s library system provides a total of 15 public libraries. Nine facilities are directly administered by the Department (Appoquinimink, Claymont, Brandywine Hundred, Hockessin, Kirkwood, Newark, Bear, Elsmere and Woodlawn), and six are contractually managed (Corbit-Calloway, Delaware City, New Castle, Wilmington and its two branches, La Biblioteca del Pueblo and the North Wilmington Branch);

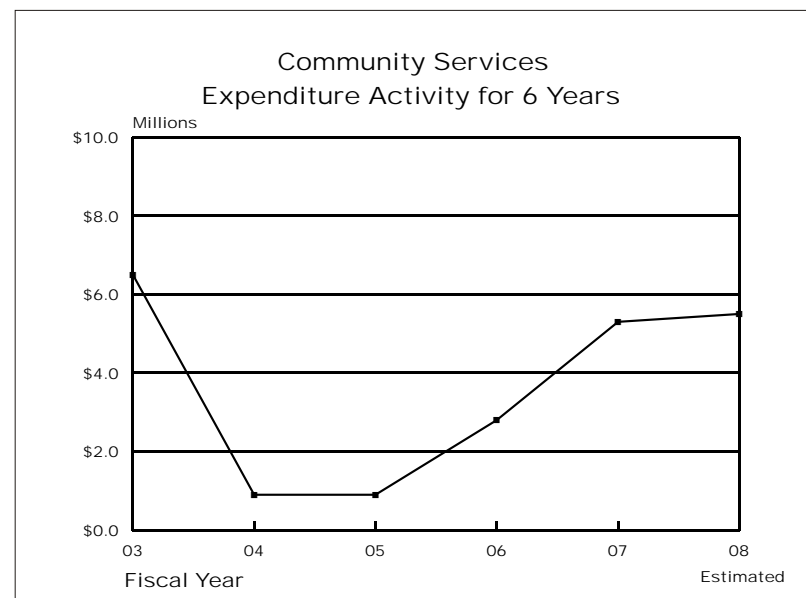
- Management of the Community Development Block Grant (CDBG) Program, the Section 8 Housing Assistance Program, the Rental Rehabilitation Grant Program, Emergency Shelter Grant Program and the State of Delaware Housing Development Fund.

- Capital program objectives include:

- **Library Facilities** - Expansion of the Bear library, construction of the Kirkwood Library and begin design and planning for the Southern Library.

Measurement of the FY 2009 Capital Project impact upon the annual operating budget after project completion is presented below as an addition to or reduction of cost.

The accompanying chart is a six-year line-graph for Community Services Department expenditures. Annotated below the chart is the amount of available appropriations at February 29, 2008 and the appropriations approved for FY 2009.



Available Appropriations as of 2/29/2008 \$7.2 Million	Recommended FY 2009 Capital Appropriations \$3.4 Million	Approved FY 2009 Capital Appropriations \$3.4 Million
---	---	--

Title	FY 2009 Capital Budget Appropriations	Operating Budget Impact			
		Personnel Service Costs	Other Operating Costs	Debt Service Costs	Total
COMMUNITY SERVICES					
Bear Library Expansion	\$ 1,200,000	\$ -	\$ -	\$ 99,000	\$ 99,000
Hockessin Library Expansion	-	-	-	(11,055)	(11,055)
Kirkwood Highway Library	150,000 *	-	-	-	-
Southern Library	2,070,000	-	-	189,750	189,750
TOTAL COMMUNITY SERVICES	\$ 3,420,000	\$ 0	\$ 0	\$ 277,695	\$ 277,695

* Non-County Funds

Department of Public Safety

The Department of Public Safety provides county law enforcement, emergency communications (911), emergency medical services, and emergency preparedness services to the residents of New Castle County. The following briefly describes the department’s functions and objectives in this year’s Capital Budget and Program.

The **New Castle County Police** represent the largest municipal **Law Enforcement** agency in the State of Delaware. Providing jurisdictional Police services to over 500,000 residents of New Castle County, they respond to all emergency and non-emergency calls for service in all unincorporated and some incorporated areas in New Castle County. In addition, the Division provides for law enforcement services to the Town of Middletown on a contractual basis. Capital Program objectives include:

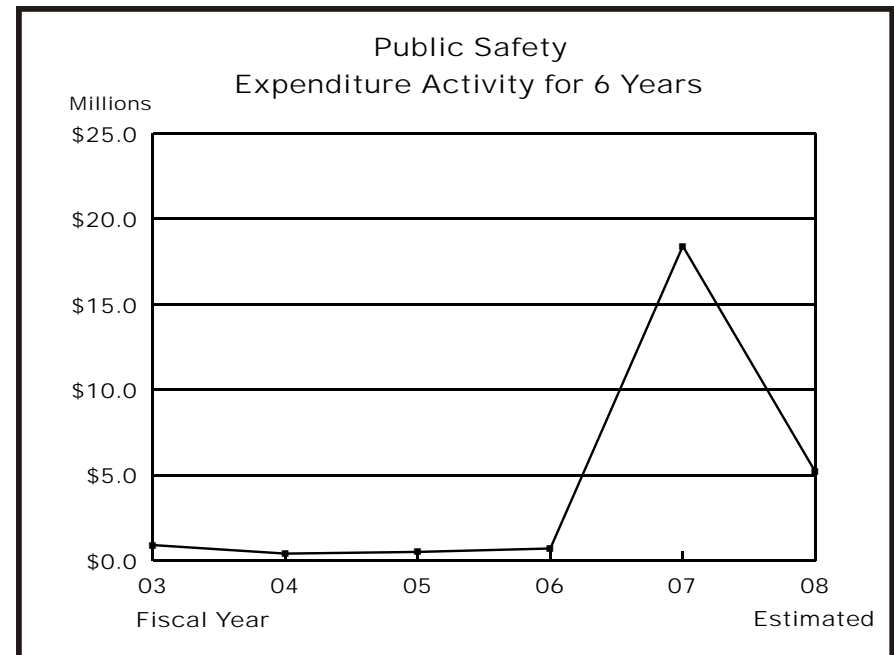
- **Law Enforcement Facilities** - Centralize facilities to coordinate the service needs of County residents by optimizing logistical placement of Police Officers.
- **Communications Improvements** - Protect the lives of police officers and residents through state-of-the-art equipment and technology.

The **Emergency Communications Division** serves as the vital link between the populace of New Castle County and all related requests for emergency police, fire, rescue and medical service. Additionally, the Emergency Communications Division assists in the dispatch of other municipal user groups and other incorporated municipal police agencies. Capital Program objectives include:

- **Communication Improvements** - Protection of County residents through state-of-the-art communications networks.

Emergency Medical Services provides for direct medical services to all life threatening and non-life threatening emergencies. The advanced life support units, working in conjunction with all volunteer fire companies, now provides for a program which establishes the best in initial medical observations and stabilization during medical situations.

The chart shown below is a six-year line-graph for the Department of Public Safety expenditures. Annotated below the chart is the amount of available appropriations at February 29, 2008 and the appropriations approved for FY 2009.



**Available Appropriations
as of 2/29/2008
\$4.2 Million**

**Recommended FY 2009
Capital Appropriations
\$0.4 Million**

**Approved FY 2009
Capital Appropriations
\$0.4 Million**

Department of Public Safety (Continued)

Measurement of the FY 2009 Capital Project impact upon the annual operating budget after project completion is presented below as an addition to or reduction of cost.

FY 2009 Capital Budget		Annual Operating Budget Impact			
Title	Appropriations	Personnel Service Costs	Other Operating Costs	Debt Service Costs	Total
PUBLIC SAFETY					
EMS Stations	\$ 400,000	\$ 0	\$ 0	\$ 33,000	\$ 33,000
Total Public Safety	\$ 400,000	\$ 0	\$ 0	\$ 33,000	\$ 33,000



EMS Vehicle and Equipment.

New Castle County Airport

On June 30, 1995 New Castle County transferred operation and control of the New Castle County Airport to the Delaware River and Bay Authority (DRBA), vis-a-vis a 30-year lease agreement.

All capital improvements at the County Airport will be financed and managed by the DRBA.

A six-year expenditure activity graph is not presented here as New Castle County has not incurred capital expenditures after FY 1995.



New Castle County Airport

Department of Administration

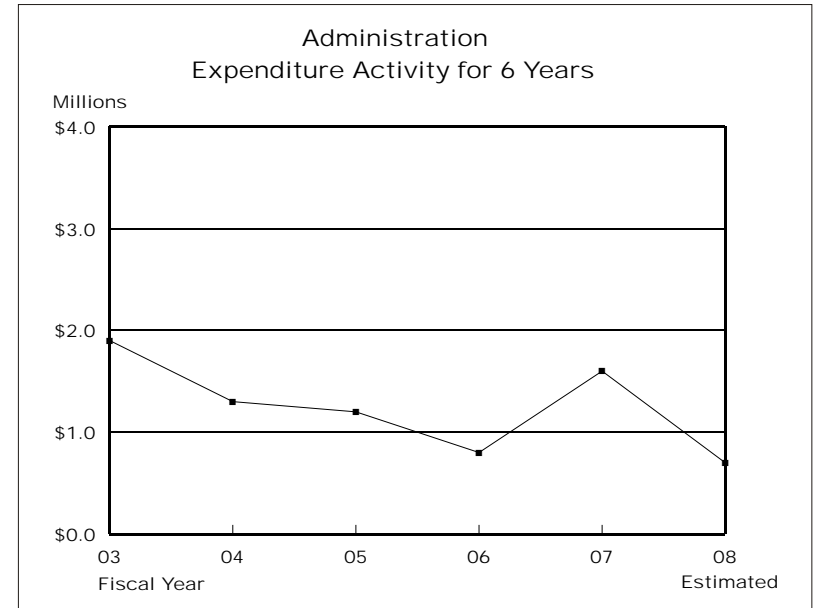
The Department of Administration provides support service to all County departments and offices. Centralized services provided by this department include:

- Finance
- Human Resources
- Law
- Information Systems
- Procurement
- Central Services (mail, printing, records management and storeroom)
- Customer Information and Assistance

Program objectives for FY 2009 and throughout the remainder of the program years are as follows:

- **Information Systems** - Provide a County-wide computer communications network and implement additional technical business solutions throughout the County.

The chart shown below is a six-year line-graph for the Department of Administration expenditures. Annotated below the chart is the amount of available appropriations at February 29, 2008 and the appropriations approved for FY 2009.



**Available Appropriations
as of 2/29/2008
\$1.7 Million**

**Recommended FY 2009
Capital Appropriations
\$1.7 Million**

**Approved FY 2009
Capital Appropriations
\$1.7 Million**

Department of Administration (Continued)

Measurement of the FY 2009 Capital Project impact upon the annual operating budget after project completion is presented below as an addition to or reduction of cost.

FY 2009 Capital Budget		Annual Operating Budget Impact			
Title	Appropriations	Personnel Service Costs	Other Operating Costs	Debt Service Costs	Total
ADMINISTRATION					
Information Systems Expansion	\$ 1,675,000	\$ 0	\$ 0	\$ 61,875	\$ 61,875
Total Administration	\$ 1,675,000	\$ 0	\$ 0	\$ 61,875	\$ 61,875

County Executive

The County Executive section of the Capital Program is to provide contingency project funding to meet increased costs of an authorized project or other contingency criteria.

A six-year expenditure activity graph is not presented here since expenditure activity is recorded in the respective departments where the project is authorized. Annotated below is the amount of available appropriations at February 29, 2008 and the appropriations approved for FY 2009.

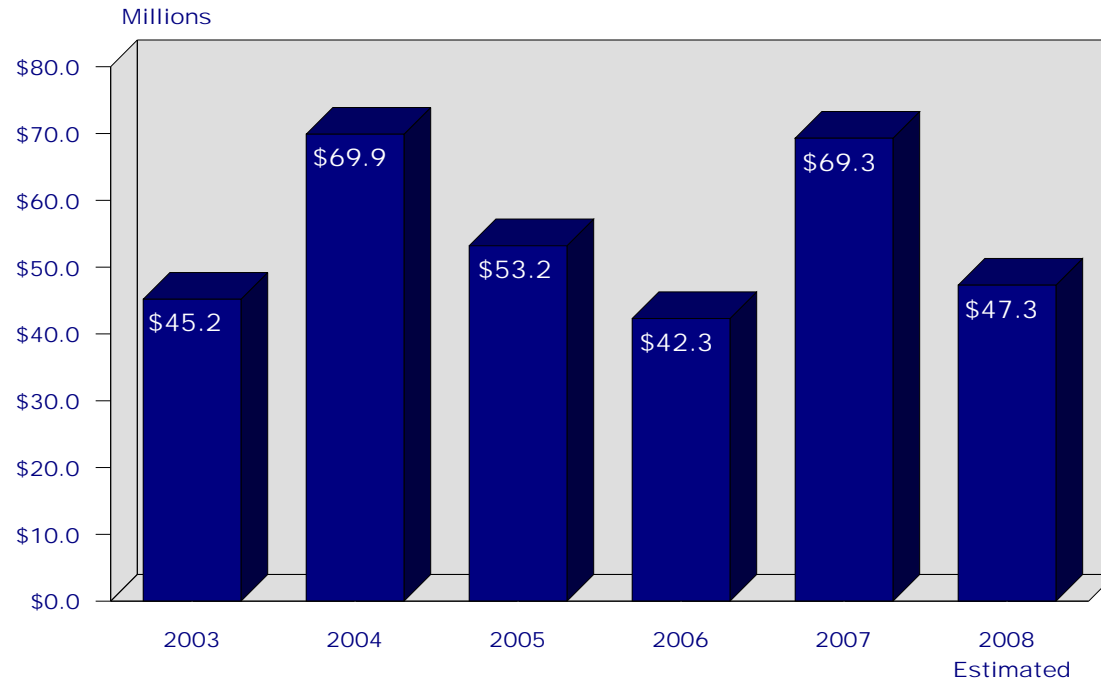
Available Appropriations as of 2/29/2008 \$1.6 Million	Recommended FY 2009 Capital Appropriations \$0 Million
Approved FY 2009 Capital Appropriations \$0 Million	



Measurement of the FY 2009 Capital Project impact upon the annual operating budget after project completion is presented below as an addition to or reduction of cost.

FY 2009 Capital Budget		Annual Operating Budget Impact			
Title	Appropriations	Personnel Service Costs	Other Operating Costs	Debt Service Costs	Total
COUNTY EXECUTIVE	\$ 0	\$ 0	\$ 0	\$ 0	\$ 0
Total County Executive	\$ 0	\$ 0	\$ 0	\$ 0	\$ 0

New Castle County Expenditure Activity for Six Years *By Program*



Executive - Glenville	0.0	15.0	0.0	0.0	0.0	0.0
Sewer	10.8	15.6	31.0	25.1	32.3	22.2
Facilities/Equipment	5.6	19.3	17.1	11.1	4.0	3.0
Parks	19.5	15.1	11.0	1.8	7.7	6.9
Information Systems	1.9	1.9	1.6	.8	1.6	0.7
Public Safety	.9	.4	.6	.7	18.4	3.5
Community Services	6.5	2.6	1.1	2.8	5.3	4.2

**Schedule of Program
Appropriation and Funding
FY 2009 - 2014**

**NEW CASTLE COUNTY
FY 2009
CAPITAL BUDGET AND PROGRAM SUMMARY**

SUMMARY - APPROPRIATIONS AND FUNDING

(in thousands)

ALL CAPITAL PROJECTS

DEPARTMENT/SOURCE OF FUNDS	Prior Auth.	Avail. Balance 02/29/08	Obligated Amount 02/29/08	%	FISCAL YEAR						Bal. To Complete	Total Cost
					2009	2010	2011	2012	2013	2014		
SPECIAL SERVICES	\$414,550	\$158,362	\$261,045	63%	\$37,105	\$56,511	\$50,244	\$30,156	\$29,531	\$22,178	\$57,186	\$697,461
COMMUNITY SERVICES	23,576	7,247	16,329	69%	3,420	14,873	9,250	0	0	0	0	51,119
PUBLIC SAFETY	54,474	4,244	50,364	92%	400	0	0	1,750	0	0	0	56,624
ADMINISTRATION	18,766	1,702	17,064	91%	1,675	1,675	1,675	1,675	1,675	1,675	0	28,816
COUNTY EXECUTIVE	1,579	1,579	0	0%	0	200	200	200	200	200	0	2,579
TOTAL - PROJECT APPROPRIATIONS	\$512,945	\$173,134	\$344,802	67%	\$42,600	\$73,259	\$61,369	\$33,781	\$31,406	\$24,053	\$57,186	\$836,599
BONDS	\$367,894	-	-	-	\$36,553	\$62,173	\$48,334	\$28,185	\$25,650	\$18,300	\$57,186	\$644,275
FEDERAL	3,125	-	-	-	0	0	0	0	0	0	0	3,125
STATE	21,493	-	-	-	-230	4,450	6,971	0	0	0	0	32,684
GENERAL FUND	33,915	-	-	-	4,718	4,886	5,064	5,596	5,756	5,753	0	65,688
IMPACT FEES	3,998	-	-	-	1,075	0	0	0	0	0	0	5,073
OTHER	82,520	-	-	-	484	1,750	1,000	0	0	0	0	85,754
TOTAL - PROJECT FUNDING	\$512,945	-	-	-	\$42,600	\$73,259	\$61,369	\$33,781	\$31,406	\$24,053	\$57,186	\$836,599

**Program Schedules &
Project Narratives**

Department of Special Services

**NEW CASTLE COUNTY
CAPITAL PROGRAM**

FY 2009-2014
(in thousands)

Department: Special Services
Activity: Total
Development Program:

Proj. No.	Project Information	Funding Source	Prior Auth.	Avail. Balance 02/29/2008	Obligated Amount 02/29/2008	FISCAL YEARS						Bal. To Complete	Total Cost	
						2009	2010	2011	2012	2013	2014			
	Special Services	BONDS	292656	-	-	-	33437	52550	46105	25485	24700	17350	57186	549469
		FEDERAL	1934	-	-	-								1934
		STATE	10850	-	-	-								10850
		OTHER	109110	-	-	-	3668	3961	4139	4671	4831	4828		135208
	DEPARTMENTAL TOTAL	TOTAL	414550	158057	256493	73%	37105	56511	50244	30156	29531	22178	57186	697461

**NEW CASTLE COUNTY
CAPITAL PROGRAM**

FY 2009-2014
(in thousands)

Department: Special Services
Activity: Subtotals
Development Program:

Proj. No.	Project Information	Funding Source	Prior Auth.	Avail. Balance 02/29/2008	Obligated Amount 02/29/2008	%	FISCAL YEARS						Bal. To Complete	Total Cost
							2009	2010	2011	2012	2013	2014		
	Facilities/Equipment	BONDS	10363	-	-	-	2025	1650	250	250	50	50	300	15138
	Subtotal	FEDERAL		-	-	-								
		STATE	105	-	-	-								105
		OTHER	22690	-	-	-	4098	3962	4139	4671	4831	4828		49018
		TOTAL		33158	6642	26516	83%	6123	5611	4389	4921	4881	4878	300
	Landfill	BONDS	900	-	-	-								900
	Subtotal	FEDERAL		-	-	-								
		STATE		-	-	-								
		OTHER		-	-	-								
		TOTAL		900	370	530	59%			0	0	0	0	

**NEW CASTLE COUNTY
CAPITAL PROGRAM**

FY 2009-2014
(in thousands)

Department: Special Services
Activity: Subtotals
Development Program:

Proj. No.	Project Information	Funding Source	Prior Auth.	Avail. Balance 02/29/2008	Obligated Amount 02/29/2008	%	FISCAL YEARS						Bal. To Complete	Total Cost
							2009	2010	2011	2012	2013	2014		
	Parks	BONDS	68295	-	-	-	2480	2525	5085	2125	2125	625	500	83760
	Subtotal	FEDERAL		-	-	-								
		STATE	1825	-	-	-	200							2025
		OTHER	6600	-	-	-	770							7370
		TOTAL		76720	29421	47299	62%	3450	2525	5085	2125	2125	625	500
	Sewers	BONDS	199814	-	-	-	27777	47595	39990	22330	21745	16495	56386	432132
	Subtotal	FEDERAL		-	-	-								
		STATE	20	-	-	-								20
		OTHER	69755	-	-	-								69755
		TOTAL		269589	112754	156835	58%	27777	47595	39990	22330	21745	16495	56386
	Stormwater	BONDS	13284	-	-	-	-245	780	780	780	780	180		16339
	Subtotal	FEDERAL	1934	-	-	-								1934
		STATE	8900	-	-	-								8900
		OTHER	10065	-	-	-								10065
		TOTAL		34183	8870	25313	74%	-245	780	780	780	780	180	0

**NEW CASTLE COUNTY
CAPITAL PROGRAM**

FY 2009-2014
(in thousands)

Department: Special Services
Activity: Facilities/Equipment
Development Program: Miscellaneous Improvements

Proj. No.	Project Information	Funding Source	Prior Auth.	Avail. Balance 02/29/2008	Obligated Amount % 02/29/2008	FISCAL YEARS						Bal. To Complete	Total Cost	
						2009	2010	2011	2012	2013	2014			
0230	Fleet Acquisitions	BONDS		-	-	-								
	Description: Purchase of heavy equipment, off road equipment, and vehicles. Funds for these purchases will come from the General Fund.	FEDERAL		-	-	-								
		STATE		-	-	-								
		OTHER	22340	-	-	-	4098	3961	4139	4671	4831	4828		48868
		TOTAL	22340	2779	19561	88 %	4098	3961	4139	4671	4831	4828	0	48868
	Timing: Begin FY 2002.	Work Description through 2008: Purchases as needed.			Through 2009: Purchases as needed.			Balance 2010 to Completion: Purchases as needed.						
	All Council Districts													
0401	Building Rehabilitation	BONDS	2020	-	-	-	1800							3820
	Description: Capital improvements to County buildings as required.	FEDERAL		-	-	-								
		STATE		-	-	-								
		OTHER		-	-	-								
		TOTAL	2020	1505	515	26 %	1800	0	0	0	0	0	0	3820
	Timing: Begin FY 2004.	Work Description through 2008: Planned rehabilitation to the Government Center Offices and the Conner Bldg.			Through 2009: Capital improvements as required.			Balance 2010 to Completion: Capital improvements as required.						
	All Council Districts													
0415	Energy Audit/Upgrade	BONDS	200	-	-	-	-200							
	Description: Professionally review energy usage patterns, efficiency of various elements of infrastructure.	FEDERAL		-	-	-								
		STATE		-	-	-								
		OTHER	100	-	-	-								100
		TOTAL	300	246	54	18 %	-200	0	0	0	0	0	0	100
	Timing: Begin FY 2004.	Work Description through 2008: Design and implement.			Through 2009: Design and implement.			Balance 2010 to Completion: Design and implement.						
	All Council Districts													

**NEW CASTLE COUNTY
CAPITAL PROGRAM**

FY 2009-2014
(in thousands)

Department: Special Services
Activity: Facilities/Equipment
Development Program: Miscellaneous Improvements

Proj. No.	Project Information	Funding Source	Prior Auth.	Avail. Balance 02/29/2008	Obligated Amount % 02/29/2008	FISCAL YEARS						Bal. To Complete	Total Cost
						2009	2010	2011	2012	2013	2014		
0703	Government Center Roof Replacement	BONDS		-	-	-	1000						1000
	Description: Design and construction of new roofing and insulation for the Government Center.	FEDERAL		-	-	-							
		STATE		-	-	-							
		OTHER		-	-	-							
		TOTAL	0	0	0	0%	0	1000	0	0	0	0	1000
	Timing: FY2010.	Work Description through 2008:			Through 2009:			Balance 2010 to Completion: Design and construction.					
	Council District 7												
0711	Government Center Parking Lot	BONDS		-	-	-	600						600
	Description: Paving of the Government Center parking lot.	FEDERAL		-	-	-							
		STATE		-	-	-							
		OTHER		-	-	-							
		TOTAL	0	0	0	0%	0	600	0	0	0	0	600
	Timing: FY 2010.	Work Description through 2008:			Through 2009:			Balance 2010 to Completion: Paving of the parking lot.					
	Council District 7												
8919	Inspection of Tanks Environmental Control	BONDS	1696	-	-	-	25	25	25	25	25		1821
	Description: Inspection of tanks, replacing, retrofitting and monitoring.	FEDERAL		-	-	-							
		STATE		-	-	-							
		OTHER		-	-	-							
		TOTAL	1696	86	1610	95%	0	25	25	25	25	25	1821
	Timing: Specific projects as need is identified.	Work Description through 2008: As needed.			Through 2009: As needed.			Balance 2010 to Completion: As needed.					
	All Council Districts												

**NEW CASTLE COUNTY
CAPITAL PROGRAM**

FY 2009-2014
(in thousands)

Department: Special Services
Activity: Facilities/Equipment
Development Program: Miscellaneous Improvements

Proj. No.	Project Information	Funding Source	Prior Auth.	Avail. Balance 02/29/2008	Obligated Amount % 02/29/2008	FISCAL YEARS						Bal. To Complete	Total Cost
						2009	2010	2011	2012	2013	2014		
9035	Hazardous Substances & Asbestos Abatement	BONDS	1147	-	-	-	25	25	25	25	25	25	1297
	Description: Abatement and/or disposal of asbestos and other hazardous materials.	FEDERAL		-	-	-							
		STATE		-	-	-							
		OTHER	250	-	-	-							250
		TOTAL	1397	0	1397	100 %	25	25	25	25	25	25	1547
	Timing: As identified.	Work Description through 2008: As needed.			Through 2009: As needed.			Balance 2010 to Completion: As needed.					
	All Council Districts												
9808	General Paving	BONDS	1000	-	-	-	400		200	100		100	1800
	Description: Re-paving at various county locations including curbs, sidewalks, and drainage repairs.	FEDERAL		-	-	-							
		STATE	105	-	-	-							105
		OTHER		-	-	-							
		TOTAL	1105	259	846	77 %	400	0	200	100	0	0	1905
	Timing: As required.	Work Description through 2008: Paving as required.			Through 2009: Paving as required.			Balance 2010 to Completion: Paving as required.					
	All Council Districts												
9909	General Roof Renovations	BONDS	800	-	-	-				100		200	1100
	Description: Project for major roof repairs at various facilities.	FEDERAL		-	-	-							
		STATE		-	-	-							
		OTHER		-	-	-							
		TOTAL	800	555	245	31 %	0	0	0	100	0	0	1100
	Timing: As required.	Work Description through 2008: Renovations as required.			Through 2009: Renovations as required.			Balance 2010 to Completion: Renovations as required.					
	All Council Districts												

**NEW CASTLE COUNTY
CAPITAL PROGRAM**

FY 2009-2014
(in thousands)

Department: Special Services
Activity: Facilities/Equipment
Development Program: Miscellaneous Improvements

Proj. No.	Project Information	Funding Source	Prior Auth.	Avail. Balance 02/29/2008	Obligated Amount 02/29/2008	FISCAL YEARS						Bal. To Complete	Total Cost	
						2009	2010	2011	2012	2013	2014			
9910	Security	BONDS	3500	-	-	-								3500
	Description: Install upgraded integrated security systems at various county facilities.	FEDERAL		-	-	-								
		STATE		-	-	-								
		OTHER		-	-	-								
		TOTAL	3500	1212	2288	65 %	0	0	0	0	0	0	0	3500
	Timing: Begin FY 2000.	Work Description through 2008: Implement.				Through 2009: Implement.				Balance 2010 to Completion: Implement.				
	All Council Districts													

**NEW CASTLE COUNTY
CAPITAL PROGRAM**

FY 2009-2014
(in thousands)

Department: Special Services
Activity: Landfill
Development Program: Landfills (closed)

Proj. No.	Project Information	Funding Source	Prior Auth.	Avail. Balance 02/29/2008	Obligated Amount 02/29/2008	FISCAL YEARS						Bal. To Complete	Total Cost
						2009	2010	2011	2012	2013	2014		
0126	Army Creek Landfill Upgrade	BONDS	900	-	-	-							900
	Description: Various wells and additional equipment as required by EPA approved plan.	FEDERAL		-	-	-							
		STATE		-	-	-							
		OTHER		-	-	-							
		TOTAL	900	370	530	59%	0	0	0	0	0	0	900
	Timing: Begin FY 2001.	Work Description through 2008: As required.			Through 2009: As required.			Balance 2010 to Completion: As required.					
	Council District 12												

**NEW CASTLE COUNTY
CAPITAL PROGRAM**

FY 2009-2014
(in thousands)

Department: Special Services
Activity: Parks
Development Program: District Parks

Proj. No.	Project Information	Funding Source	Prior Auth.	Avail. Balance 02/29/2008	Obligated Amount % 02/29/2008	FISCAL YEARS						Bal. To Complete	Total Cost
						2009	2010	2011	2012	2013	2014		
0117	District Park #5	BONDS	1650	-	-	-	-700		1000	1000	1000		3950
	Description: Purchase of Harris/Grimm property and site work to develop a district park located in Red Lion.	FEDERAL		-	-	-							
		STATE		-	-	-							
		OTHER		-	-	-							
		TOTAL	1650	1007	643	39%	-700	0	1000	1000	1000	0	3950
	Timing: Begin FY 2001.	Work Description through 2008: Construction.			Through 2009: Construction.			Balance 2010 to Completion: Construction.					
	Council District 6												
0204	Woodshaven Improvements	BONDS	450	-	-	-	-100						350
	Description: Development of passive park.	FEDERAL		-	-	-							
		STATE	60	-	-	-							60
		OTHER	250	-	-	-							250
		TOTAL	760	187	573	75%	-100	0	0	0	0	0	660
	Timing: FY 2003.	Work Description through 2008: Complete.			Through 2009:			Balance 2010 to Completion:					
	Council District 8												
0328	Coventry District Park Expansion	BONDS	1400	-	-	-							1400
	Description: Improvements and addition of recreation facilities in existing district park.	FEDERAL		-	-	-							
		STATE		-	-	-							
		OTHER		-	-	-							
		TOTAL	1400	688	712	51%	0	0	0	0	0	0	1400
	Timing: FY 2003.	Work Description through 2008: Complete.			Through 2009:			Balance 2010 to Completion:					
	Council District 7												

**NEW CASTLE COUNTY
CAPITAL PROGRAM**

FY 2009-2014
(in thousands)

Department: Special Services
Activity: Parks
Development Program: District Parks

Proj. No.	Project Information	Funding Source	Prior Auth.	Avail. Balance 02/29/2008	Obligated Amount 02/29/2008	FISCAL YEARS						Bal. To Complete	Total Cost
						2009	2010	2011	2012	2013	2014		
0331	Parkland Acquisition												
	Description: Parkland acquisition.	BONDS	14150	-	-	-							14150
		FEDERAL		-	-	-							
		STATE	541	-	-	-							541
		OTHER	750	-	-	-							750
		TOTAL	15441	8309	7132	46%	0	0	0	0	0	0	15441
	Timing: FY 2003.	Work Description through 2008: Acquisition to be determined by Department of Special Services.				Through 2009: Acquisition to be determined by Department of Special Services.				Balance 2010 to Completion: Acquisition to be determined by Department of Special Services.			
	All Council Districts												

**NEW CASTLE COUNTY
CAPITAL PROGRAM**

FY 2009-2014
(in thousands)

Department: Special Services
Activity: Parks
Development Program: Game Court Improvements

Proj. No.	Project Information	Funding Source	Prior Auth.	Avail. Balance 02/29/2008	Obligated Amount % 02/29/2008	FISCAL YEARS						Bal. To Complete	Total Cost
						2009	2010	2011	2012	2013	2014		
0510	Game Court Improvements	BONDS	325	-	-	-	125	125	125	125	125	125	1075
	Description: Improvements and renovations to existing tennis and basketball courts. Specific game court areas to be identified in year of authorization.	FEDERAL		-	-	-							
		STATE		-	-	-							
		OTHER		-	-	-							
		TOTAL	325	13	312	96 %	125	125	125	125	125	125	1075
	Timing: FY 2005 - FY 2014.	Work Description through 2008: Design and construction improvements to courts.			Through 2009: Design and construction improvements to courts.			Balance 2010 to Completion: Design and construction improvements to courts.					
	All Council Districts												

**NEW CASTLE COUNTY
CAPITAL PROGRAM**

FY 2009-2014
(in thousands)

Department: Special Services
Activity: Parks
Development Program: General Parkland Improvements

Proj. No.	Project Information	Funding Source	Prior Auth.	Avail. Balance 02/29/2008	Obligated Amount 02/29/2008	FISCAL YEARS						Bal. To Complete	Total Cost
						2009	2010	2011	2012	2013	2014		
0509	General Parkland Improvements	BONDS	1000	-	-	-	250	250	250	250	250	0	2250
	Description: Development and renovations of parks and recreation facilities. Force account, construction materials, architectural services and other authorized park improvements.	FEDERAL		-	-	-							
		STATE	410	-	-	-							410
		OTHER		-	-	-							
		TOTAL	1410	671	739	52 %	0	250	250	250	250	250	2660
	Timing: FY 2005 - FY 2014.	Work Description through 2008: Neighborhood park renovations and other authorized park improvements.			Through 2009: Neighborhood park renovations and other authorized park improvements.			Balance 2010 to Completion: Neighborhood park renovations and other authorized park improvements.					
	All Council Districts												

**NEW CASTLE COUNTY
CAPITAL PROGRAM**

FY 2009-2014
(in thousands)

Department: Special Services
Activity: Parks
Development Program: Greenway Trails

Proj. No.	Project Information	Funding Source	Prior Auth.	Avail. Balance 02/29/2008	Obligated Amount % 02/29/2008	FISCAL YEARS						Bal. To Complete	Total Cost	
						2009	2010	2011	2012	2013	2014			
0515	Greenway Systems	BONDS	1500	-	-	-	500	500	500	500		500	4000	
	Description: Cross County pathway connector system for walking and biking.	FEDERAL		-	-	-								
		STATE	359	-	-	-							359	
		OTHER		-	-	-								
		TOTAL	1859	1690	169	9%	0	500	500	500	500	0	500	4359
	Timing: Begin FY 2005.	Work Description through 2008: Construction.			Through 2009: Construction.			Balance 2010 to Completion: Construction.						
	All Council Districts													

**NEW CASTLE COUNTY
CAPITAL PROGRAM**

FY 2009-2014
(in thousands)

Department: Special Services
Activity: Parks
Development Program: Maintenance Base Operations

Proj. No.	Project Information	Funding Source	Prior Auth.	Avail. Balance 02/29/2008	Obligated Amount % 02/29/2008	FISCAL YEARS						Bal. To Complete	Total Cost
						2009	2010	2011	2012	2013	2014		
9809	Maintenance Base Renovations												
	Description: Construct new office and storage facilities and renovations as required.	BONDS	890	-	-	-							890
		FEDERAL		-	-	-							
		STATE		-	-	-							
		OTHER		-	-	-							
		TOTAL	890	659	231	26%	0	0	0	0	0	0	890
	Timing: FY 1999 - FY 2010.	Work Description through 2008: Renovations as required.				Through 2009: Renovations as required.				Balance 2010 to Completion: Renovations as required.			
	All Council Districts												

**NEW CASTLE COUNTY
CAPITAL PROGRAM**

FY 2009-2014
(in thousands)

Department: Special Services
Activity: Parks
Development Program: Miscellaneous

Proj. No.	Project Information	Funding Source	Prior Auth.	Avail. Balance 02/29/2008	Obligated Amount 02/29/2008	FISCAL YEARS						Bal. To Complete	Total Cost	
						2009	2010	2011	2012	2013	2014			
0121	Sports Lighting													
	Description: Lighting of existing sports fields.	BONDS	1050	-	-	-								1050
		FEDERAL		-	-	-								
		STATE		-	-	-								
		OTHER		-	-	-								
		TOTAL	1050	850	200	19%	0	0	0	0	0	0	0	1050
	Timing: FY 2001 - FY 2011.	Work Description through 2008: Lighting installation as approved.				Through 2009: Lighting installation as approved.				Balance 2010 to Completion: Lighting installation as approved.				
	All Council Districts													
0516	Skate Parks													
	Description: Construction of skate parks.	BONDS	400	-	-	-	-100							300
		FEDERAL		-	-	-								
		STATE		-	-	-	200							200
		OTHER		-	-	-								
		TOTAL	400	399	1	0%	100	0	0	0	0	0	0	500
	Timing: FY 2005.	Work Description through 2008: Construction as approved.				Through 2009: Construction as approved.				Balance 2010 to Completion: Construction as approved.				
	All Council Districts													
9815	Pavilion Renovations													
	Description: Renovations of pavilions at various parks.	BONDS	189	-	-	-								189
		FEDERAL		-	-	-								
		STATE		-	-	-								
		OTHER		-	-	-								
		TOTAL	189	107	82	43%	0	0	0	0	0	0	0	189
	Timing: FY 1999 - FY 2008.	Work Description through 2008: Renovations to selected pavilions.				Through 2009:				Balance 2010 to Completion:				
	All Council Districts													

**NEW CASTLE COUNTY
CAPITAL PROGRAM**

FY 2009-2014
(in thousands)

Department: Special Services
Activity: Parks
Development Program: Play Area Improvements

Proj. No.	Project Information	Funding Source	Prior Auth.	Avail. Balance 02/29/2008	Obligated Amount 02/29/2008	FISCAL YEARS						Bal. To Complete	Total Cost	
						2009	2010	2011	2012	2013	2014			
0508	Play Area Improvements	BONDS	1116	-	-	-	250	250	250	250	250	250	2616	
	Description: Installation of play equipment in various parks as required.	FEDERAL		-	-	-								
		STATE	215	-	-	-							215	
		OTHER		-	-	-								
		TOTAL	1331	305	1026	77 %	250	250	250	250	250	250	0	2831
	Timing: FY 2005 - FY 2014.	Work Description through 2008: Design and install play structures as approved.			Through 2009: Design and install play structures as approved.			Balance 2010 to Completion: Design and install play structures as approved.						
	All Council Districts													

**NEW CASTLE COUNTY
CAPITAL PROGRAM**

FY 2009-2014
(in thousands)

Department: Special Services
Activity: Parks
Development Program: Regional Parks

Proj. No.	Project Information	Funding Source	Prior Auth.	Avail. Balance 02/29/2008	Obligated Amount % 02/29/2008	FISCAL YEARS						Bal. To Complete	Total Cost
						2009	2010	2011	2012	2013	2014		
0115	Brandywine Springs Park Rehabilitation	BONDS	650	-	-	-							650
	Description: Lake Washington renovation, restoration of historic bridge abutment and pedestrian bridge.	FEDERAL		-	-	-							
		STATE	100	-	-	-							100
		OTHER		-	-	-							
		TOTAL	750	621	129	17%	0	0	0	0	0	0	0
Timing: Begin FY 2001.	Work Description through 2008: Complete construction.	Through 2009:	Balance 2010 to Completion:										
Council District 9													
0205	Wiggins Mill	BONDS	-305	-	-	-	305						
	Description: Plan, design and develop regional park.	FEDERAL		-	-	-							
		STATE		-	-	-							
		OTHER	2000	-	-	-	-305						1695
		TOTAL	1695	1004	691	41%	0	0	0	0	0	0	0
Timing: Begin FY 2002.	Work Description through 2008: Construction.	Through 2009: Construction.	Balance 2010 to Completion: Construction.										
Council District 6													
0330	Land Acquisition	BONDS	15000	-	-	-							15000
	Description: Funding for farmland preservation and open space initiatives.	FEDERAL		-	-	-							
		STATE		-	-	-							
		OTHER		-	-	-							
		TOTAL	15000	5471	9529	64%	0	0	0	0	0	0	0
Timing: FY 2003 - FY 2012.	Work Description through 2008: Funding for farmland preservation and open space initiatives.	Through 2009: Funding for farmland preservation and open space initiatives.	Balance 2010 to Completion: Funding for farmland preservation and open space initiatives.										
All Council Districts													

**NEW CASTLE COUNTY
CAPITAL PROGRAM**

FY 2009-2014
(in thousands)

Department: Special Services
Activity: Parks
Development Program: Regional Parks

Proj. No.	Project Information	Funding Source	Prior Auth.	Avail. Balance 02/29/2008	Obligated Amount % 02/29/2008	FISCAL YEARS						Bal. To Complete	Total Cost
						2009	2010	2011	2012	2013	2014		
0333	Iron Hill Park	BONDS	400	-	-	-							400
	Description: Develop a master plan.	FEDERAL		-	-	-							
		STATE	55	-	-	-							55
		OTHER	1000	-	-	-							1000
		TOTAL	1455	1037	418	29%	0	0	0	0	0	0	1455
	Timing: FY 2003.	Work Description through 2008: Construction.			Through 2009: Construction.			Balance 2010 to Completion: Construction.					
	Council District 5												
0334	Southern Regional Park	BONDS	2200	-	-	-	600	1100	1000				4900
	Description: Development of a Southern Regional Park.	FEDERAL		-	-	-							
		STATE		-	-	-							
		OTHER		-	-	-	500						500
		TOTAL	2200	2166	34	2%	1100	1100	1000	0	0	0	5400
	Timing: FY 2008 through FY 2011.	Work Description through 2008: Design.			Through 2009: Construction.			Balance 2010 to Completion: Construction.					
	Council District 6,12												
0608	Delcastle Competition Quad	BONDS	800	-	-	-							800
	Description: Renovate and re-light competition ballfield quad complex to 300 foot fields.	FEDERAL		-	-	-							
		STATE		-	-	-							
		OTHER		-	-	-							
		TOTAL	800	701	99	12%	0	0	0	0	0	0	800
	Timing: FY2006.	Work Description through 2008: Construction.			Through 2009:			Balance 2010 to Completion:					
	Council District 9												

**NEW CASTLE COUNTY
CAPITAL PROGRAM**

FY 2009-2014
(in thousands)

Department: Special Services
Activity: Parks
Development Program: Regional Parks

Proj. No.	Project Information	Funding Source	Prior Auth.	Avail. Balance 02/29/2008	Obligated Amount % 02/29/2008	FISCAL YEARS						Bal. To Complete	Total Cost	
						2009	2010	2011	2012	2013	2014			
0609	Delcastle Parking Renovations	BONDS	900	-	-	-	300	300						1500
	Description: Planned phased renovations of sidewalks, curbing, parking surfaces, etc.	FEDERAL		-	-	-								
		STATE		-	-	-								
		OTHER		-	-	-								
		TOTAL	900	527	373	41 %	300	300	0	0	0	0	0	1500
	Timing: FY2006 through FY2012.	Work Description through 2008: Construction.			Through 2009: Construction.			Balance 2010 to Completion: Construction.						
	Council District 9													
0704	Soccer Fields Sports Turf	BONDS	600	-	-	-	800							1400
	Description: Installation of synthetic turf on two soccer fields.	FEDERAL		-	-	-								
		STATE		-	-	-								
		OTHER		-	-	-								
		TOTAL	600	566	34	6 %	800	0	0	0	0	0	0	1400
	Timing: FY2007 through FY2009.	Work Description through 2008: Design.			Through 2009: Construction.			Balance 2010 to Completion:						
	Council District 1													
9715	Middle Run Valley	BONDS	1100	-	-	-								1100
	Description: Development and improvements to the Middle Run Valley Natural Area property.	FEDERAL		-	-	-								
		STATE		-	-	-								
		OTHER		-	-	-								
		TOTAL	1100	535	565	51 %	0	0	0	0	0	0	0	1100
	Timing: Began FY 1997.	Work Description through 2008: Continue with improvements and new developments.			Through 2009: Continue with improvements and new developments.			Balance 2010 to Completion: Continue with improvements and new developments.						
	Council District 3,9													

**NEW CASTLE COUNTY
CAPITAL PROGRAM**

FY 2009-2014
(in thousands)

Department: Special Services
Activity: Parks
Development Program: Regional Parks

Proj. No.	Project Information	Funding Source	Prior Auth.	Avail. Balance 02/29/2008	Obligated Amount % 02/29/2008	FISCAL YEARS						Bal. To Complete	Total Cost	
						2009	2010	2011	2012	2013	2014			
9916	Glasgow Regional Park	BONDS	22830	-	-	-	1000		1960					25790
	Description: Development of a regional park facility in the Glasgow area.	FEDERAL		-	-	-								
		STATE	85	-	-	-								85
		OTHER	2600	-	-	-	575							3175
		TOTAL	25515	1908	23607	93 %	1575	0	1960	0	0	0	0	29050
	Timing: FY 2003.	Work Description through 2008: Construction.			Through 2009: Construction.			Balance 2010 to Completion: Construction.						
	Council District 11													

**NEW CASTLE COUNTY
CAPITAL PROGRAM**

FY 2009-2014
(in thousands)

Department: Special Services
Activity: Sewers
Development Program: Interceptors

Proj. No.	Project Information	Funding Source	Prior Auth.	Avail. Balance 02/29/2008	Obligated Amount % 02/29/2008	FISCAL YEARS						Bal. To Complete	Total Cost	
						2009	2010	2011	2012	2013	2014			
0323	Mill Creek Interceptor Relief	BONDS	2300	-	-	-							4000	6300
	Description: Place 4,900 lf of 24" relief sewer along Mill Creek between Limestone Rd. and Stoney Batter Road.	FEDERAL		-	-	-								
		STATE		-	-	-								
		OTHER		-	-	-								
		TOTAL	2300	1632	668	29%	0	0	0	0	0	0	4000	6300
	Timing: Initiate FY 2003.	Work Description through 2008: Construction.			Through 2009: Construction.			Balance 2010 to Completion: Construction.						
	Council District 3,9													
0419	South Delaware Interceptor	BONDS	100	-	-	-								100
	Description: Evaluation, analysis and design to existing 24" interceptor to divert flows to the South Christiana Interceptor.	FEDERAL		-	-	-								
		STATE		-	-	-								
		OTHER		-	-	-								
		TOTAL	100	91	9	9%	0	0	0	0	0	0	0	100
	Timing: Begin FY 2004.	Work Description through 2008: Construction.			Through 2009: Construction.			Balance 2010 to Completion: Construction.						
	Council District 12													
0420	Old State Rd Interceptor	BONDS	200	-	-	-								200
	Description: Evaluation, analysis and design of the sewer system at the confluence of the Old State Road and State Road Interceptor.	FEDERAL		-	-	-								
		STATE		-	-	-								
		OTHER		-	-	-								
		TOTAL	200	171	29	15%	0	0	0	0	0	0	0	200
	Timing: Begin FY 2004.	Work Description through 2008: Construction.			Through 2009: Construction.			Balance 2010 to Completion: Construction.						
	Council District 12													

**NEW CASTLE COUNTY
CAPITAL PROGRAM**

FY 2009-2014
(in thousands)

Department: Special Services
Activity: Sewers
Development Program: Interceptors

Proj. No.	Project Information	Funding Source	Prior Auth.	Avail. Balance 02/29/2008	Obligated Amount % 02/29/2008	FISCAL YEARS						Bal. To Complete	Total Cost	
						2009	2010	2011	2012	2013	2014			
0610	Boxwood Rd Sanitary Sewer Improvements	BONDS	600	-	-	-	1000							1600
	Description: Hydraulic analysis, metering, field investigation and design of sewer improvements to sanitary sewer located in the vicinity of the Little Mill Creek Interceptor near Boxwood Road.	FEDERAL		-	-	-								
		STATE		-	-	-								
		OTHER		-	-	-								
		TOTAL	600	599	1	0%	1000	0	0	0	0	0	0	1600
	Timing: FY 2007 through FY 2009.	Work Description through 2008: Construction.			Through 2009: Complete construction.			Balance 2010 to Completion:						
	Council District 1													
0611	South Christiana Interceptor Analysis	BONDS		-	-	-	500	1000						1500
	Description: Planning metering, field work and analysis of South Christiana Sewer Interceptor.	FEDERAL		-	-	-								
		STATE		-	-	-								
		OTHER		-	-	-								
		TOTAL	0	0	0	0%	500	1000	0	0	0	0	0	1500
	Timing: FY 2010.	Work Description through 2008:			Through 2009:			Balance 2010 to Completion: Planning, metering and analysis.						
	Council District 6,7,11,12													
0620	Belltown Sanitary Sewer Upgrade	BONDS	100	-	-	-	600							700
	Description: Design and construction to upgrade approximately 3,000 lf of existing 8" sanitary sewer from Marabou Meadows and Paul Hodgson Vo Tech High School.	FEDERAL		-	-	-								
		STATE		-	-	-								
		OTHER		-	-	-								
		TOTAL	100	85	15	15%	600	0	0	0	0	0	0	700
	Timing: FY 2008.	Work Description through 2008: Design and construction.			Through 2009: Complete construction.			Balance 2010 to Completion:						
	Council District 6,12													

**NEW CASTLE COUNTY
CAPITAL PROGRAM**

FY 2009-2014
(in thousands)

Department: Special Services
Activity: Sewers
Development Program: Interceptors

Proj. No.	Project Information	Funding Source	Prior Auth.	Avail. Balance 02/29/2008	Obligated Amount % 02/29/2008	FISCAL YEARS						Bal. To Complete	Total Cost	
						2009	2010	2011	2012	2013	2014			
0903	State Road Interceptor	BONDS		-	-	-	200	500						700
	Description: Upgrade of approximately 1,000 lf of 24" diameter sanitary sewer located upstream of the state Road pump station in the vicinity of Routes 13 and 40.	FEDERAL		-	-	-								
		STATE		-	-	-								
		OTHER		-	-	-								
		TOTAL		0	0	0	200	500	0	0	0	0	0	700
	Timing: FY 2009 - FY 2011	Work Description through 2008:			Through 2009: Complete development of construction plans and specifications.			Balance 2010 to Completion: Complete construction.						
	Council District 12													
9604	Hyde Run Relief	BONDS	7028	-	-	-	500							7528
	Description: Relief sewer construction to alleviate identified system construction points.	FEDERAL		-	-	-								
		STATE		-	-	-								
		OTHER	100	-	-	-								100
		TOTAL	7128	5963	1165	16%	500	0	0	0	0	0	0	7628
	Timing: FY 2001 - FY 2010.	Work Description through 2008: Construction.			Through 2009: Construction.			Balance 2010 to Completion: Construction.						
	Council District 3,9													

**NEW CASTLE COUNTY
CAPITAL PROGRAM**

FY 2009-2014
(in thousands)

Department: Special Services
Activity: Sewers
Development Program: Local Sewers

Proj. No.	Project Information	Funding Source	Prior Auth.	Avail. Balance 02/29/2008	Obligated Amount % 02/29/2008	FISCAL YEARS						Bal. To Complete	Total Cost	
						2009	2010	2011	2012	2013	2014			
0101	Backwater Valve Improvement	BONDS	1100	-	-	-	100	100	100	100			1500	
	Description: To install backwater valves in flood prone areas to prevent sewage back-ups during wet weather periods.	FEDERAL		-	-	-								
		STATE		-	-	-								
		OTHER		-	-	-								
		TOTAL	1100	198	902	82 %	0	100	100	100	100	0	0	1500
	Timing: Begin FY 2001.	Work Description through 2008: Construction (installation).			Through 2009: Construction (installation).			Balance 2010 to Completion: Construction (installation).						
	All Council Districts													
0213	Bridleshire Farms Septic Elimination	BONDS	2600	-	-	-	500							3100
	Description: Local sewer system to service 56 lots in the community of Bridleshire Farms.	FEDERAL		-	-	-								
		STATE		-	-	-								
		OTHER		-	-	-								
		TOTAL	2600	2392	208	8 %	500	0	0	0	0	0	0	3100
	Timing: Begin FY 2002.	Work Description through 2008: Construction.			Through 2009: Complete construction.			Balance 2010 to Completion:						
	Council District 3													

**NEW CASTLE COUNTY
CAPITAL PROGRAM**

FY 2009-2014
(in thousands)

Department: Special Services
Activity: Sewers
Development Program: Miscellaneous

Proj. No.	Project Information	Funding Source	Prior Auth.	Avail. Balance 02/29/2008	Obligated Amount % 02/29/2008	FISCAL YEARS						Bal. To Complete	Total Cost
						2009	2010	2011	2012	2013	2014		
0433	Mobile Radio System Upgrade	BONDS	900	-	-	-							900
	Description: Upgrades are needed to the two-way radio system equipment in order to utilize the State's sites. Numerous blackout or non-response areas are experienced.	FEDERAL		-	-	-							
		STATE		-	-	-							
		OTHER		-	-	-							
		TOTAL	900	107	793	88%	0	0	0	0	0	0	900
	Timing: Begin FY 2004.	Work Description through 2008: Complete.			Through 2009:			Balance 2010 to Completion:					
	All Council Districts												
0622	General Sewer Improvements	BONDS	610	-	-	-	340	350	360	370			2030
	Description: Force account for major capital improvements, design, review and inspections.	FEDERAL		-	-	-							
		STATE		-	-	-							
		OTHER		-	-	-							
		TOTAL	610	251	359	59%	0	340	350	360	370	0	2030
	Timing: Begin FY 2006.	Work Description through 2008: Inspections, design and improvements.			Through 2009: Inspections, design and improvements.			Balance 2010 to Completion: Inspections, design and improvements.					
	All Council Districts												

**NEW CASTLE COUNTY
CAPITAL PROGRAM**

FY 2009-2014
(in thousands)

Department: Special Services
Activity: Sewers
Development Program: Pump Stations

Proj. No.	Project Information	Funding Source	Prior Auth.	Avail. Balance 02/29/2008	Obligated Amount % 02/29/2008	FISCAL YEARS						Bal. To Complete	Total Cost
						2009	2010	2011	2012	2013	2014		
0002	White Clay Creek P/S Rehabilitation	BONDS	3350	-	-	-							3350
	Description: Installation of 5th pump, waterproofing and rehabilitation of electrical/mechanical systems.	FEDERAL		-	-	-							
		STATE		-	-	-							
		OTHER		-	-	-							
		TOTAL	3350	1361	1989	59%	0	0	0	0	0	0	3350
	Timing: Began FY 2000.	Work Description through 2008: Construction.			Through 2009:			Balance 2010 to Completion:					
	Council District 1												
0006	Pump Station Meters	BONDS	461	-	-	-							461
	Description: Upgrade flow meters at major pump stations.	FEDERAL		-	-	-							
		STATE		-	-	-							
		OTHER		-	-	-							
		TOTAL	461	156	305	66%	0	0	0	0	0	0	461
	Timing: Begin FY 2000.	Work Description through 2008: Replacement.			Through 2009: Replacement.			Balance 2010 to Completion: Replacement.					
	All Council Districts												
0106	Pump Station Rehabilitation	BONDS	2450	-	-	-	700	500	800	800			5250
	Description: Pump station rehabilitation including electricity, controls, pumps, infrastructure and buildings.	FEDERAL		-	-	-							
		STATE		-	-	-							
		OTHER	85	-	-	-							85
		TOTAL	2535	596	1939	76%	700	500	800	800	0	0	5335
	Timing: Initiate FY 2001.	Work Description through 2008: Construction.			Through 2009: Construction.			Balance 2010 to Completion: Construction.					
	All Council Districts												

**NEW CASTLE COUNTY
CAPITAL PROGRAM**

FY 2009-2014
(in thousands)

Department: Special Services
Activity: Sewers
Development Program: Pump Stations

Proj. No.	Project Information	Funding Source	Prior Auth.	Avail. Balance 02/29/2008	Obligated Amount % 02/29/2008	FISCAL YEARS						Bal. To Complete	Total Cost
						2009	2010	2011	2012	2013	2014		
0215	Naamans Pump Station Upgrade	BONDS	1000	-	-	-							1000
	Description: Installation of pumps and complete electrical upgrade.	FEDERAL		-	-	-							
		STATE			-	-	-						
		OTHER	200		-	-	-						200
		TOTAL		1200	828	372	31%	0	0	0	0	0	0
	Timing: Initiate FY 2002.	Work Description through 2008: Construction.			Through 2009:			Balance 2010 to Completion:					
	Council District 8												
0216	Buttonwood Pump Station Upgrade	BONDS	1000	-	-	-							1000
	Description: Installation of pumps and associated mechanical/electrical upgrades.	FEDERAL		-	-	-							
		STATE			-	-	-						
		OTHER			-	-	-						
		TOTAL		1000	438	562	56%	0	0	0	0	0	0
	Timing: FY 2002 - FY 2008.	Work Description through 2008: Complete construction.			Through 2009:			Balance 2010 to Completion:					
	Council District 12												
0217	Terminal Ave Pump Station Upgrade	BONDS	1200	-	-	-							1200
	Description: Installation of pumps and complete electrical upgrades.	FEDERAL		-	-	-							
		STATE			-	-	-						
		OTHER	150		-	-	-						150
		TOTAL		1350	840	510	38%	0	0	0	0	0	0
	Timing: Initiate FY 2002.	Work Description through 2008: Construction.			Through 2009: Complete construction.			Balance 2010 to Completion:					
	Council District 10												

**NEW CASTLE COUNTY
CAPITAL PROGRAM**

FY 2009-2014
(in thousands)

Department: Special Services
Activity: Sewers
Development Program: Pump Stations

Proj. No.	Project Information	Funding Source	Prior Auth.	Avail. Balance 02/29/2008	Obligated Amount % 02/29/2008	FISCAL YEARS						Bal. To Complete	Total Cost
						2009	2010	2011	2012	2013	2014		
0312	Edgemoor Pump Station Upgrade	BONDS	1350	-	-	-							1350
	Description: Installation of pumps with associated mechanical/electrical upgrades.	FEDERAL		-	-	-							
		STATE		-	-	-							
		OTHER		-	-	-							
		TOTAL	1350	535	815	60%	0	0	0	0	0	0	1350
	Timing: Initiate FY 2003.	Work Description through 2008: Construction.			Through 2009:			Balance 2010 to Completion:					
	Council District 4												
0615	Christiana Pump Station Upgrade	BONDS	750	-	-	-	250						1000
	Description: Rehabilitation of Christiana Pump Station.	FEDERAL		-	-	-							
		STATE		-	-	-							
		OTHER		-	-	-							
		TOTAL	750	674	76	10%	250	0	0	0	0	0	1000
	Timing: FY 2007.	Work Description through 2008: Construction.			Through 2009: Construction.			Balance 2010 to Completion: Construction.					
	Council District 7												
0616	Electrical Power Distribution Upgrade	BONDS	1000	-	-	-	500	500	250				2250
	Description: Evaluation and upgrade of power distribution equipment at various pump stations.	FEDERAL		-	-	-							
		STATE		-	-	-							
		OTHER		-	-	-							
		TOTAL	1000	160	840	84%	500	500	250	0	0	0	2250
	Timing: FY 2007.	Work Description through 2008: Analysis and upgrade.			Through 2009:			Balance 2010 to Completion:					
	All Council Districts												

**NEW CASTLE COUNTY
CAPITAL PROGRAM**

FY 2009-2014
(in thousands)

Department: Special Services
Activity: Sewers
Development Program: Pump Stations

Proj. No.	Project Information	Funding Source	Prior Auth.	Avail. Balance 02/29/2008	Obligated Amount % 02/29/2008	FISCAL YEARS						Bal. To Complete	Total Cost	
						2009	2010	2011	2012	2013	2014			
0617	Energy Audit	BONDS	200	-	-	-	-100							100
	Description: Audit largest energy users such as treatment plants and pump stations to become more efficient.	FEDERAL		-	-	-								
		STATE		-	-	-								
		OTHER		-	-	-								
		TOTAL		200	173	27	14%	-100	0	0	0	0	0	0
Timing: FY 2006 through FY 2007.	Work Description through 2008:			Through 2009:				Balance 2010 to Completion:						
	All Council Districts													
0618	Richardson Park Pump Station Upgrade	BONDS		-	-	-								
	Description: Upgrade/replacement of the electrical motor control center and power distribution equipment.	FEDERAL		-	-	-								
		STATE		-	-	-								
		OTHER	1000	-	-	-								1000
		TOTAL		1000	703	297	30%	0	0	0	0	0	0	0
Timing: FY 2006.	Work Description through 2008: Construction.			Through 2009:				Balance 2010 to Completion:						
	Council District 1													
0621	Airport Rd Pump Station Upgrade	BONDS		-	-	-								
	Description: Upgrade of electrical motor control center and generator replacement.	FEDERAL		-	-	-								
		STATE		-	-	-								
		OTHER	1500	-	-	-								1500
		TOTAL		1500	647	853	57%	0	0	0	0	0	0	0
Timing: FY 2006.	Work Description through 2008: Construction.			Through 2009:				Balance 2010 to Completion:						
	Council District 7													

**NEW CASTLE COUNTY
CAPITAL PROGRAM**

FY 2009-2014
(in thousands)

Department: Special Services
Activity: Sewers
Development Program: Pump Stations

Proj. No.	Project Information	Funding Source	Prior Auth.	Avail. Balance 02/29/2008	Obligated Amount % 02/29/2008	FISCAL YEARS						Bal. To Complete	Total Cost
						2009	2010	2011	2012	2013	2014		
0705	Christiana River Force Main	BONDS	100	-	-	-	325	325	300	300			1350
	Description: Evaluation of the Christiana River Force Main is necessary to properly access the condition of the most critical asset.	FEDERAL		-	-	-							
		STATE		-	-	-							
		OTHER		-	-	-							
		TOTAL	100	100	0	0%	325	325	300	300	0	0	1350
	Timing: FY 2007 through FY 2010.	Work Description through 2008: Begin rehabilitation design efforts.			Through 2009: Rehabilitation and design.			Balance 2010 to Completion:					
	All Council Districts												
0706	Odor & H2S Issues	BONDS	100	-	-	-	200						300
	Description: Implementation of odor and H2S controls at various pump stations and force mains serving the Wilmington WWTP.	FEDERAL		-	-	-							
		STATE		-	-	-							
		OTHER		-	-	-							
		TOTAL	100	100	0	0%	200	0	0	0	0	0	300
	Timing: FY 2007 through FY 2009.	Work Description through 2008: Installation.			Through 2009: Completion of controls.			Balance 2010 to Completion:					
	All Council Districts												
9705	Stoney Creek Pump Station Upgrade	BONDS		-	-	-							
	Description: Total rehabilitation and replacement of Stoney Creek Pump Station and force main.	FEDERAL		-	-	-							
		STATE		-	-	-							
		OTHER	14850	-	-	-	-1000						13850
		TOTAL	14850	2658	12192	82%	-1000	0	0	0	0	0	13850
	Timing: Complete FY 2009.	Work Description through 2008: Construction.			Through 2009: Complete construction.			Balance 2010 to Completion:					
	Council District 8												

**NEW CASTLE COUNTY
CAPITAL PROGRAM**

FY 2009-2014
(in thousands)

Department: Special Services
Activity: Sewers
Development Program: Rehabilitation

Proj. No.	Project Information	Funding Source	Prior Auth.	Avail. Balance 02/29/2008	Obligated Amount % 02/29/2008	FISCAL YEARS						Bal. To Complete	Total Cost	
						2009	2010	2011	2012	2013	2014			
0005	Brandywine Hundred North Rehabilitation	BONDS	9024	-	-	-	8433	4860	2790	3050	6695	6695	24350	65897
	Description: Rehabilitation of sewer system in North Brandywine Hundred area to correct capacity shortages due to infiltration and inflow and deteriorated pipe.	FEDERAL		-	-	-								
		STATE		-	-	-								
		OTHER	23560	-	-	-	1000							24560
		TOTAL	32584	10183	22401	69 %	9433	4860	2790	3050	6695	6695	24350	90457
	Timing: FY 2001 - FY 2015.	Work Description through 2008: Investigation, design and construction.			Through 2009: Investigation, design and construction.			Balance 2010 to Completion: Investigation, design and construction.						
	Council District 2,8													
0102	Delaware City Sewer Rehabilitation	BONDS	4000	-	-	-		1500	1500					7000
	Description: Rehabilitate, replace and/or relocate deteriorating sewer lines in Delaware City.	FEDERAL		-	-	-								
		STATE		-	-	-								
		OTHER	250	-	-	-								250
		TOTAL	4250	538	3712	87 %	0	1500	1500	0	0	0	0	7250
	Timing: FY 2001 - FY 2010.	Work Description through 2008: Construction.			Through 2009: Construction.			Balance 2010 to Completion: Construction.						
	Council District 12													
0107	Special Services Complex	BONDS	3250	-	-	-								3250
	Description: Site improvements at the Special Services Churchmans Road complex including: storage sheds and storage domes, expanded parking facilities and other site improvements as needed.	FEDERAL		-	-	-								
		STATE		-	-	-								
		OTHER		-	-	-								
		TOTAL	3250	1985	1265	39 %	0	0	0	0	0	0	0	3250
	Timing: FY 2001 - FY 2010.	Work Description through 2008: Site improvements.			Through 2009: Site improvements.			Balance 2010 to Completion: Site improvements.						
	Council District 7													

**NEW CASTLE COUNTY
CAPITAL PROGRAM**

FY 2009-2014
(in thousands)

Department: Special Services
Activity: Sewers
Development Program: Rehabilitation

Proj. No.	Project Information	Funding Source	Prior Auth.	Avail. Balance 02/29/2008	Obligated Amount % 02/29/2008	FISCAL YEARS						Bal. To Complete	Total Cost	
						2009	2010	2011	2012	2013	2014			
0218	Brandywine Hundred South Rehabilitation	BONDS	7262	-	-	-	2372	14170	11660	6370	6680	1900	18636	69050
	Description: Rehabilitation of sewer system in South Brandywine Hundred Area (Shellpot Interceptor) to correct capacity shortages due to infiltration and inflow. Timing: FY 2002 - FY 2015. Council District 2,8	FEDERAL		-	-	-								
		STATE		-	-	-								
		OTHER	18050	-	-	-								18050
		TOTAL		25312	7914	17398	69 %	2372	14170	11660	6370	6680	1900	18636
	Work Description through 2008: Sewer rehabilitation in Brandywine Hundred South.	Through 2009: Sewer rehabilitation in Brandywine Hundred South.			Balance 2010 to Completion: Sewer rehabilitation in Brandywine Hundred South.									
0219	Countywide Manhole Rehabilitation	BONDS	2500	-	-	-		2000	2500	1500			1000	9500
	Description: This project will rehabilitate and repair over 3,500 manholes identified as deficient. The work includes replacing the frame, cover and internal repairs and renovations as needed. Timing: Scheduled to begin FY 2002. All Council Districts	FEDERAL		-	-	-								
		STATE		-	-	-								
		OTHER	1000	-	-	-								1000
		TOTAL		3500	1867	1633	47 %	0	2000	2500	1500	0	0	1000
	Work Description through 2008: Design/construction.	Through 2009: Design/construction.			Balance 2010 to Completion: Design/construction.									
0220	Develop Collection System Improvements	BONDS		-	-	-			1500	1000				2500
	Description: Real time dynamic modeling of the sewer collection system to prioritize and perform rehabilitation work. Timing: Begin FY 2002. All Council Districts	FEDERAL		-	-	-								
		STATE		-	-	-								
		OTHER	1200	-	-	-								1200
		TOTAL		1200	1033	167	14 %	0	0	1500	1000	0	0	0
	Work Description through 2008: Modeling, analysis and construction.	Through 2009: Modeling, analysis and construction.			Balance 2010 to Completion: Modeling, analysis and construction.									

**NEW CASTLE COUNTY
CAPITAL PROGRAM**

FY 2009-2014
(in thousands)

Department: Special Services
Activity: Sewers
Development Program: Rehabilitation

Proj. No.	Project Information	Funding Source	Prior Auth.	Avail. Balance 02/29/2008	Obligated Amount % 02/29/2008	FISCAL YEARS						Bal. To Complete	Total Cost
						2009	2010	2011	2012	2013	2014		
0221	Develop Interceptor Improvements	BONDS	300	-	-	-	500	1500	1000			2000	5300
	Description: Real time modeling of the sewer interceptor and force main system to prioritize and perform rehabilitation work.	FEDERAL		-	-	-							
		STATE		-	-	-							
		OTHER	800	-	-	-							800
		TOTAL		1100	798	302	27%	0	500	1500	1000	0	0
	Timing: Begin FY 2002.	Work Description through 2008: Modeling, analysis and construction.			Through 2009: Modeling, analysis and construction.			Balance 2010 to Completion: Modeling, analysis and construction.					
	All Council Districts												
0224	Turkey Run Interceptor Rehabilitation	BONDS	2000	-	-	-	1750						3750
	Description: Rehabilitate the Turkey Run Interceptor between Washington Street through Fairfax Development.	FEDERAL		-	-	-							
		STATE		-	-	-							
		OTHER	500	-	-	-							500
		TOTAL		2500	2078	422	17%	1750	0	0	0	0	0
	Timing: Initiate FY 2002.	Work Description through 2008: Construction.			Through 2009: Complete construction.			Balance 2010 to Completion:					
	Council District 2,8												
0406	MOT Area Maintenance Base	BONDS		-	-	-		500					500
	Description: Regional operations base to support growing population in Southern New Castle County.	FEDERAL		-	-	-							
		STATE		-	-	-							
		OTHER		-	-	-							
		TOTAL		0	0	0	0%	0	0	500	0	0	0
	Timing: Initiate FY 2011.	Work Description through 2008:			Through 2009:			Balance 2010 to Completion:					
	Council District 12												

**NEW CASTLE COUNTY
CAPITAL PROGRAM**

FY 2009-2014
(in thousands)

Department: Special Services
Activity: Sewers
Development Program: Rehabilitation

Proj. No.	Project Information	Funding Source	Prior Auth.	Avail. Balance 02/29/2008	Obligated Amount % 02/29/2008	FISCAL YEARS						Bal. To Complete	Total Cost	
						2009	2010	2011	2012	2013	2014			
0421	Shellburne Rehabilitation	BONDS	1350	-	-	-								1350
	Description: Evaluation, analysis and rehabilitation of existing local collection system within backyards of neighborhood.	FEDERAL		-	-	-								
		STATE		-	-	-								
		OTHER		-	-	-								
		TOTAL	1350	1285	65	5%	0	0	0	0	0	0	0	1350
	Timing: Begin FY 2004.	Work Description through 2008: Construction.			Through 2009: Complete construction.			Balance 2010 to Completion:						
	Council District 2													
0422	Pike Creek Improvements	BONDS	2500	-	-	-	2500	2000	2000	2000	2000			13000
	Description: Infiltration and inflow analysis of the interceptor and design improvements to the interceptor to accommodate additional flows and to connect the system to the new White Clay Interceptor.	FEDERAL		-	-	-								
		STATE		-	-	-								
		OTHER		-	-	-								
		TOTAL	2500	1659	841	34%	0	2500	2000	2000	2000	2000	0	13000
	Timing: Begin FY 2004.	Work Description through 2008: Construction.			Through 2009: Construction.			Balance 2010 to Completion: Construction.						
	Council District 3,9													
0423	River Road Improvements	BONDS	800	-	-	-								800
	Description: Upgrade of 8" sewer line on River Road from Grantham Lane to area including the River Road pump station.	FEDERAL		-	-	-								
		STATE		-	-	-								
		OTHER		-	-	-								
		TOTAL	800	608	192	24%	0	0	0	0	0	0	0	800
	Timing: Begin FY 2004.	Work Description through 2008: Construction.			Through 2009: Complete construction.			Balance 2010 to Completion:						
	Council District 12													

**NEW CASTLE COUNTY
CAPITAL PROGRAM**

FY 2009-2014
(in thousands)

Department: Special Services
Activity: Sewers
Development Program: Rehabilitation

Proj. No.	Project Information	Funding Source	Prior Auth.	Avail. Balance 02/29/2008	Obligated Amount % 02/29/2008	FISCAL YEARS						Bal. To Complete	Total Cost	
						2009	2010	2011	2012	2013	2014			
0434	Christiana Hospital Outfall Upgrade	BONDS	888	-	-	-								888
	Description: Upgrade to the Christiana Care Medical Center sewer area to handle the increase in flow.	FEDERAL		-	-	-								
		STATE		-	-	-								
		OTHER		-	-	-								
		TOTAL	888	0	888	100 %	0	0	0	0	0	0	0	888
	Timing: FY 2004.	Work Description through 2008:			Through 2009:			Balance 2010 to Completion:						
	Council District 1													
0438	DelDot Coordination Project	BONDS	5930	-	-	-	500	1700	1800	1800	1900	1900		15530
	Description: Replacement and repairs of sanitary sewer in coordination with DelDot paving projects.	FEDERAL		-	-	-								
		STATE		-	-	-								
		OTHER	2500	-	-	-								2500
		TOTAL	8430	1654	6776	80 %	500	1700	1800	1800	1900	1900	0	18030
	Timing: FY 2004 - FY 2012.	Work Description through 2008: Design and construction.			Through 2009: Design and construction.			Balance 2010 to Completion: Design and construction.						
	All Council Districts													
0511	Sewer Repairs & Rehabilitation	BONDS	3850	-	-	-		2000	2000	2000	2000	2000		13850
	Description: Sewer repairs and rehabilitation as determined by the Department of special Services from analysis.	FEDERAL		-	-	-								
		STATE		-	-	-								
		OTHER	1710	-	-	-								1710
		TOTAL	5560	2995	2565	46 %	0	2000	2000	2000	2000	2000	0	15560
	Timing: FY 2005 - FY 2012.	Work Description through 2008: Design and construction.			Through 2009: Design and construction.			Balance 2010 to Completion: Design and construction.						
	All Council Districts													

**NEW CASTLE COUNTY
CAPITAL PROGRAM**

FY 2009-2014
(in thousands)

Department: Special Services
Activity: Sewers
Development Program: Rehabilitation

Proj. No.	Project Information	Funding Source	Prior Auth.	Avail. Balance 02/29/2008	Obligated Amount % 02/29/2008	FISCAL YEARS						Bal. To Complete	Total Cost	
						2009	2010	2011	2012	2013	2014			
0612	North Delaware Interceptor System	BONDS	11735	-	-	-	7797	10300	7790				5900	43522
	Description: Rehabilitation, replacement of Old North Delaware Governor Printz Interceptor.	FEDERAL		-	-	-								
		STATE			-	-	-							
		OTHER	1800		-	-	-							1800
		TOTAL		13535	11190	2345	17%	7797	10300	7790	0	0	0	5900
Timing: FY 2006 through FY 2015.	Work Description through 2008: Construction.			Through 2009: Construction.			Balance 2010 to Completion: Construction.							
	Council District 8													
0613	Townsend Pipe & Manhole Rehabilitation	BONDS	800	-	-	-	-800	800						800
	Description: Rehabilitation of leaking manholes and replacement of deteriorating piping.	FEDERAL		-	-	-								
		STATE			-	-	-							
		OTHER			-	-	-							
		TOTAL		800	800	0	0%	-800	800	0	0	0	0	0
Timing: Begin FY 2010.	Work Description through 2008:			Through 2009: Construction.			Balance 2010 to Completion: Construction.							
	Council District 6													
0614	White Clay Sewer Basin Rehabilitation	BONDS	1000	-	-	-	500	1500	1500	1500	1500	1500		9000
	Description: Study and analysis of the White Clay sanitary sewer system.	FEDERAL		-	-	-								
		STATE			-	-	-							
		OTHER	500		-	-	-							500
		TOTAL		1500	575	925	62%	500	1500	1500	1500	1500	1500	0
Timing: FY 2005.	Work Description through 2008:			Through 2009:			Balance 2010 to Completion:							
	Council District 3,9													

**NEW CASTLE COUNTY
CAPITAL PROGRAM**

FY 2009-2014
(in thousands)

Department: Special Services
Activity: Sewers
Development Program: Rehabilitation

Proj. No.	Project Information	Funding Source	Prior Auth.	Avail. Balance 02/29/2008	Obligated Amount % 02/29/2008	FISCAL YEARS						Bal. To Complete	Total Cost	
						2009	2010	2011	2012	2013	2014			
0624	Brandywine Hundred Clearwater Program	BONDS	1050	-	-	-	500	500	500	500	500	500	500	4550
	Description: Removal of sump pump and rain water from sanitary sewer system.	FEDERAL		-	-	-								
		STATE		-	-	-								
		OTHER		-	-	-								
		TOTAL	1050	1050	0	0%	500	500	500	500	500	500	500	4550
	Timing: FY 2007 through FY 2015.	Work Description through 2008: Removal.			Through 2009: Removal.			Balance 2010 to Completion: Removal.						
	Council District 2,8													
9901	Old State Rd Interceptor Reconstruction	BONDS	1206	-	-	-								1206
	Description: Replacement of sanitary sewer in marsh lands west of Dobbinsville and the City of New Castle.	FEDERAL		-	-	-								
		STATE		-	-	-								
		OTHER		-	-	-								
		TOTAL	1206	229	977	81%	0	0	0	0	0	0	0	1206
	Timing: FY 2007.	Work Description through 2008: Complete construction.			Through 2009:			Balance 2010 to Completion:						
	Council District 12													

**NEW CASTLE COUNTY
CAPITAL PROGRAM**

FY 2009-2014
(in thousands)

Department: Special Services
Activity: Sewers
Development Program: Treatment Plants

Proj. No.	Project Information	Funding Source	Prior Auth.	Avail. Balance 02/29/2008	Obligated Amount % 02/29/2008	FISCAL YEARS						Bal. To Complete	Total Cost	
						2009	2010	2011	2012	2013	2014			
0004	Delaware City Treatment Plant Rehabilitation	BONDS	3700	-	-	-	1300	1250						6250
	Description: Rehabilitation of treatment plant including disinfection process and storage.	FEDERAL		-	-	-								
		STATE		-	-	-								
		OTHER		-	-	-								
		TOTAL	3700	1996	1704	46 %	1300	1250	0	0	0	0	0	6250
	Timing: Begin FY 2000.	Work Description through 2008: Construction.			Through 2009:			Balance 2010 to Completion:						
	Council District 12													
0424	Water Farm #1 Improvements	BONDS	13000	-	-	-								13000
	Description: Construction of improvements at Water Farm#1 in sewer district south of the C&D Canal, to include treatment process changes, land acquisition, pump stations, force mains and discharge modification.	FEDERAL		-	-	-								
		STATE		-	-	-								
		OTHER		-	-	-								
		TOTAL	13000	3509	9491	73 %	0	0	0	0	0	0	0	13000
	Timing: Improvements to begin in FY 2004.	Work Description through 2008: Construction.			Through 2009:			Balance 2010 to Completion:						
	Council District 12													
0619	Wastewater Treatment Plants/Discharge Elimination	BONDS	150	-	-	-	50	50	50	50				350
	Description: Monitor, evaluate/update county treatment facilities as required by the EPA under the Clean Water Act.	FEDERAL		-	-	-								
		STATE	20	-	-	-								20
		OTHER		-	-	-								
		TOTAL	170	130	40	24 %	50	50	50	50	0	0	0	370
	Timing: FY 2006.	Work Description through 2008: Evaluation.			Through 2009: Evaluation.			Balance 2010 to Completion: Evaluation.						
	All Council Districts													

**NEW CASTLE COUNTY
CAPITAL PROGRAM**

FY 2009-2014
(in thousands)

Department: Special Services
Activity: Sewers
Development Program: Treatment Plants

Proj. No.	Project Information	Funding Source	Prior Auth.	Avail. Balance 02/29/2008	Obligated Amount % 02/29/2008	FISCAL YEARS						Bal. To Complete	Total Cost
						2009	2010	2011	2012	2013	2014		
0708	Septage Receiving Station Upgrade	BONDS	100	-	-	-	200	700	600				1600
	Description: Rehabilitation of the New castle County septage receiving station to address potential FOG issues, odor issues and other concerns.	FEDERAL		-	-	-							
		STATE		-	-	-							
		OTHER		-	-	-							
		TOTAL	100	100	0	0%	200	700	600	0	0	0	1600
	Timing: FY 2007 through FY 2011.	Work Description through 2008: Design and bid.			Through 2009: Construction of upgrades.			Balance 2010 to Completion: Construction of upgrades.					
	Council District 7												
9603	Southern Sewer Service Area	BONDS	94920	-	-	-							94920
	Description: Construction of sanitary sewer system in sewer district south of the C&D Canal to include treatment plant, pump stations, force mains, and interceptor sewer lines.	FEDERAL		-	-	-							
		STATE		-	-	-							
		OTHER		-	-	-							
		TOTAL	94920	37120	57800	61%	0	0	0	0	0	0	94920
	Timing: FY 2008.	Work Description through 2008: Construction.			Through 2009:			Balance 2010 to Completion:					
	Council District 6,12												

**NEW CASTLE COUNTY
CAPITAL PROGRAM**

FY 2009-2014
(in thousands)

Department: Special Services
Activity: Stormwater
Development Program: Stormwater

Proj. No.	Project Information	Funding Source	Prior Auth.	Avail. Balance 02/29/2008	Obligated Amount % 02/29/2008	FISCAL YEARS						Bal. To Complete	Total Cost	
						2009	2010	2011	2012	2013	2014			
0009	Shellpot 4, 5	BONDS	939	-	-	-								939
	Description: Channel improvements and/or stormwater management basin construction to reduce flooding along Shellpot Creek.	FEDERAL		-	-	-								
		STATE		-	-	-								
		OTHER		-	-	-								
		TOTAL	939	244	695	74 %	0	0	0	0	0	0	0	939
	Timing: Project Completion FY 2009.	Work Description through 2008:			Through 2009: Complete.			Balance 2010 to Completion:						
	Council District 2													
0112	MS4 Stormwater Basin Retrofits	BONDS	390	-	-	-								390
	Description: Structural retrofit existing stormwater management basins to comply with EPA Consent Decree (mandated).	FEDERAL		-	-	-								
		STATE		-	-	-								
		OTHER		-	-	-								
		TOTAL	390	240	150	38 %	0	0	0	0	0	0	0	390
	Timing: Projected initiation FY 2001.	Work Description through 2008:			Through 2009: Complete.			Balance 2010 to Completion:						
	All Council Districts													
0413	Countywide Drainage Problems	BONDS	1000	-	-	-	-845							155
	Description: To provide for future storm drainage projects, to be specified in year of funding authorization.	FEDERAL		-	-	-								
		STATE		-	-	-								
		OTHER		-	-	-								
		TOTAL	1000	995	5	1 %	-845	0	0	0	0	0	0	155
	Timing: Project initiation as approved.	Work Description through 2008: Projects as approved.			Through 2009: Projects as approved.			Balance 2010 to Completion: Projects as approved.						
	All Council Districts													

**NEW CASTLE COUNTY
CAPITAL PROGRAM**

FY 2009-2014
(in thousands)

Department: Special Services
Activity: Stormwater
Development Program: Stormwater

Proj. No.	Project Information	Funding Source	Prior Auth.	Avail. Balance 02/29/2008	Obligated Amount % 02/29/2008	FISCAL YEARS						Bal. To Complete	Total Cost	
						2009	2010	2011	2012	2013	2014			
0414	New Castle Conservation District	BONDS		-	-	-	180	180	180	180	180		900	
	Description: To provide for future storm drainage projects to be planned, designed & constructed in cooperation with the New Castle Conservation District.	FEDERAL		-	-	-								
		STATE		-	-	-								
		OTHER		-	-	-								
		TOTAL	0	0	0	0%	0	180	180	180	180	180	0	900
	Timing: Project initiation as approved.	Work Description through 2008: Projects as approved.			Through 2009: Projects as approved.			Balance 2010 to Completion: Projects as approved.						
	All Council Districts													
0517	Stormwater Mitigation Projects	BONDS	7600	-	-	-							7600	
	Description: Funds for drainage emergencies due to storms.	FEDERAL	1934	-	-	-							1934	
		STATE		-	-	-								
		OTHER	9465	-	-	-							9465	
		TOTAL	18999	3425	15574	82%	0	0	0	0	0	0	18999	
	Timing: FY 2005.	Work Description through 2008: Emergency drainage repairs as determined by the Department of Special Services.			Through 2009:			Balance 2010 to Completion:						
	All Council Districts													
0625	Stormwater Basin Renovation	BONDS	1200	-	-	-	600	600	600	600	600		4200	
	Description: Major structural rehabilitation as defined in the UDC and failed basin rehabilitation.	FEDERAL		-	-	-								
		STATE	8900	-	-	-							8900	
		OTHER	600	-	-	-							600	
		TOTAL	10700	3397	7303	68%	600	600	600	600	600	0	13700	
	Timing: FY 2006 through FY 2013.	Work Description through 2008: Rehabilitation.			Through 2009: Rehabilitation.			Balance 2010 to Completion: Rehabilitation.						
	All Council Districts													

**NEW CASTLE COUNTY
CAPITAL PROGRAM**

FY 2009-2014
(in thousands)

Department: Special Services
Activity: Stormwater
Development Program: Stormwater

Proj. No.	Project Information	Funding Source	Prior Auth.	Avail. Balance 02/29/2008	Obligated Amount % 02/29/2008	FISCAL YEARS						Bal. To Complete	Total Cost	
						2009	2010	2011	2012	2013	2014			
9209	Little Mill Creek I	BONDS	1005	-	-	-	-23							982
	Description: Channel excavation and improvements to reduce flooding along Little Mill Creek.	FEDERAL		-	-	-								
		STATE		-	-	-								
		OTHER		-	-	-								
		TOTAL	1005	23	982	98 %	-23	0	0	0	0	0	0	982
	Timing: Project completion FY 2008.	Work Description through 2008: Complete construction.			Through 2009:			Balance 2010 to Completion:						
	Council District 1													
9508	Little Mill Creek II	BONDS	500	-	-	-	23							523
	Description: Phase 2 channel improvements along Little Mill Creek.	FEDERAL		-	-	-								
		STATE		-	-	-								
		OTHER		-	-	-								
		TOTAL	500	410	90	18 %	23	0	0	0	0	0	0	523
	Timing: Completion FY 2010.	Work Description through 2008: Construction.			Through 2009: Construction.			Balance 2010 to Completion: Complete construction.						
	Council District 9													
9611	Turkey Run	BONDS	650	-	-	-								650
	Description: Channel and/or roadway culvert improvements along Turkey Run Creek.	FEDERAL		-	-	-								
		STATE		-	-	-								
		OTHER		-	-	-								
		TOTAL	650	136	514	79 %	0	0	0	0	0	0	0	650
	Timing: Completion FY 2009.	Work Description through 2008:			Through 2009: Complete.			Balance 2010 to Completion:						
	Council District 2													

Department of Community Services

**NEW CASTLE COUNTY
CAPITAL PROGRAM**

FY 2009-2014
(in thousands)

Department: Community Services
Activity: Total
Development Program:

Proj. No.	Project Information	Funding Source	Prior Auth.	Avail. Balance 02/29/2008	Obligated Amount % 02/29/2008	FISCAL YEARS						Bal. To Complete	Total Cost
						2009	2010	2011	2012	2013	2014		
	Community Services	BONDS	10019	-	-	-	3366	8673	1279				23337
		FEDERAL		-	-	-							
		STATE	10452	-	-	-	-430	4450	6971				21443
		OTHER	3105	-	-	-	484	1750	1000				6339
	DEPARTMENTAL TOTAL	TOTAL	23576	7247	16329	69%	3420	14873	9250	0	0	0	51119

**NEW CASTLE COUNTY
CAPITAL PROGRAM**

FY 2009-2014
(in thousands)

Department: Community Services
Activity: Libraries
Development Program: Libraries

Proj. No.	Project Information	Funding Source	Prior Auth.	Avail. Balance 02/29/2008	Obligated Amount % 02/29/2008	FISCAL YEARS						Bal. To Complete	Total Cost
						2009	2010	2011	2012	2013	2014		
0329	Southern Library	BONDS	1300	-	-	-	2300	8148	1279				13027
	Description: Construction of a 45,000 square foot regional Library south of the canal.	FEDERAL		-	-	-							11866
		STATE	2325	-	-	-	-430	3000	6971				3200
		OTHER	1000	-	-	-	200	1000	1000				
		TOTAL	4625	4600	25	1 %	2070	12148	9250	0	0	0	28093
	Timing: Completion is projected for 2012.	Work Description through 2008: Design and architectural planning.			Through 2009: Construction.			Balance 2010 to Completion: Construction.					
	Council District 6,12												
0417	Hockessin Library Expansion	BONDS	4413	-	-	-	-134						4279
	Description: Expansion of the current 14,000 sf facility to 23,000sf and renovation of the interior with new addition and for greater efficiency of service.	FEDERAL		-	-	-							3521
		STATE	3521	-	-	-							834
		OTHER	700	-	-	-	134						
		TOTAL	8634	914	7720	89 %	0	0	0	0	0	0	8634
	Timing: Complete FY 2008.	Work Description through 2008: Library reopens April 2008.			Through 2009:			Balance 2010 to Completion:					
	Council District 3												
0418	Kirkwood Highway Library	BONDS	4201	-	-	-							4201
	Description: Construction of new facility at current library site.	FEDERAL		-	-	-							3581
		STATE	3581	-	-	-							1200
		OTHER	1050	-	-	-	150						
		TOTAL	8832	1101	7731	88 %	150	0	0	0	0	0	8982
	Timing: Complete FY 2010.	Work Description through 2008: Begin construction in December 2007.			Through 2009: Construction.			Balance 2010 to Completion: Complete construction and fit-out. Open July 2009.					
	Council District 1												

**NEW CASTLE COUNTY
CAPITAL PROGRAM**

FY 2009-2014
(in thousands)

Department: Community Services
Activity: Libraries
Development Program: Libraries

Proj. No.	Project Information	Funding Source	Prior Auth.	Avail. Balance 02/29/2008	Obligated Amount % 02/29/2008	FISCAL YEARS						Bal. To Complete	Total Cost
						2009	2010	2011	2012	2013	2014		
0605	Bear Library Expansion												
	Description: Increase public access area of Bear Library to include section occupied by Technical Services.	BONDS	105	-	-	-	1200	525					1830
		FEDERAL		-	-	-							
		STATE	1025	-	-	-		1450					2475
		OTHER	355	-	-	-		750					1105
		TOTAL	1485	1460	25	2%	1200	2725	0	0	0	0	5410
	Timing: Plan FY 2007. Complete FY 2011. Council District 7	Work Description through 2008: Planning and design.			Through 2009: Begin construction.			Balance 2010 to Completion: Construction.					

Department of Public Safety

**NEW CASTLE COUNTY
CAPITAL PROGRAM**

FY 2009-2014
(in thousands)

Department: Public Safety
Activity: Total
Development Program:

Proj. No.	Project Information	Funding Source	Prior Auth.	Avail. Balance 02/29/2008	Obligated Amount 02/29/2008	FISCAL YEARS						Bal. To Complete	Total Cost	
						2009	2010	2011	2012	2013	2014			
	Public Safety	BONDS	51540	-	-	-	400				1750			53690
		FEDERAL	1191	-	-	-								1191
		STATE		-	-	-								
		OTHER	1743	-	-	-								1743
	DEPARTMENTAL TOTAL	TOTAL	54474	4244	50230	92%	400	0	0	1750	0	0	0	56624

**NEW CASTLE COUNTY
CAPITAL PROGRAM**

FY 2009-2014
(in thousands)

Department: Public Safety
Activity: Subtotals
Development Program:

Proj. No.	Project Information	Funding Source	Prior Auth.	Avail. Balance 02/29/2008	Obligated Amount 02/29/2008	%	FISCAL YEARS						Bal. To Complete	Total Cost
							2009	2010	2011	2012	2013	2014		
	Emergency Communications Center	BONDS	1550	-	-	-								1550
	Subtotal	FEDERAL	1191	-	-	-								1191
		STATE		-	-	-								
		OTHER		-	-	-								
		TOTAL		2741	1192	1549	57%	0	0	0	0	0	0	0
	Emergency Medical Services	BONDS	2090	-	-	-	400			1750		0		4240
	Subtotal	FEDERAL		-	-	-								
		STATE		-	-	-								
		OTHER		-	-	-								
		TOTAL		2090	836	1254	60%	400	0	0	1750	0	0	0
	Law Enforcement	BONDS	47900	-	-	-								47900
	Subtotal	FEDERAL		-	-	-								
		STATE		-	-	-								
		OTHER	1743	-	-	-								1743
		TOTAL		49643	2257	47386	95%	0	0	0	0	0	0	0

**NEW CASTLE COUNTY
CAPITAL PROGRAM**

FY 2009-2014
(in thousands)

Department: Public Safety
Activity: Emergency Communications Center
Development Program: Emergency Communications Center

Proj. No.	Project Information	Funding Source	Prior Auth.	Avail. Balance 02/29/2008	Obligated Amount 02/29/2008	FISCAL YEARS						Bal. To Complete	Total Cost
						2009	2010	2011	2012	2013	2014		
0410	Computer System												
	Description:	BONDS	1550	-	-	-							1550
	Purchase and install department computer network to include hardware, software, planning, training and management fees.	FEDERAL	1191	-	-	-							1191
		STATE		-	-	-							
		OTHER			-	-	-						
		TOTAL		2741	1192	1549	57 %	0	0	0	0	0	0
	Timing:	Work Description through 2008:			Through 2009:			Balance 2010 to Completion:					
	Competition date FY 2010.	Phase II work on the Records Management system (RMS). Turnkey, Fixed Assets and Repeat Call modules.			Complete the CAD software upgrade.								
	All Council Districts												

**NEW CASTLE COUNTY
CAPITAL PROGRAM**

FY 2009-2014
(in thousands)

Department: Public Safety
Activity: Emergency Medical Services
Development Program: Emergency Medical Services

Proj. No.	Project Information	Funding Source	Prior Auth.	Avail. Balance 02/29/2008	Obligated Amount % 02/29/2008	FISCAL YEARS						Bal. To Complete	Total Cost
						2009	2010	2011	2012	2013	2014		
0710	EMS Stations	BONDS	2090	-	-	-	400				1750		4240
	Description: Design and construction of new paramedic emergency medical stations in New Castle County.	FEDERAL		-	-	-							
		STATE		-	-	-							
		OTHER		-	-	-							
		TOTAL	2090	836	1254	60%	400	0	0	1750	0	0	4240
	Timing: Scheduled completion date FY 2012.	Work Description through 2008: Study location and cost associated with additional two EMS stations.				Through 2009: Complete construction of EMS stations.				Balance 2010 to Completion:			
	All Council Districts												

**NEW CASTLE COUNTY
CAPITAL PROGRAM**

FY 2009-2014
(in thousands)

Department: Public Safety
Activity: Law Enforcement
Development Program: Law Enforcement

Proj. No.	Project Information	Funding Source	Prior Auth.	Avail. Balance 02/29/2008	Obligated Amount % 02/29/2008	FISCAL YEARS						Bal. To Complete	Total Cost
						2009	2010	2011	2012	2013	2014		
0712	Public Safety Facility	BONDS	47500	-	-	-							47500
	Description: Construction of a new Public Safety Facility.	FEDERAL		-	-	-							
		STATE		-	-	-							
		OTHER	1493	-	-	-							1493
		TOTAL	48993	1609	47384	97 %	0	0	0	0	0	0	48993
	Timing: FY 2004 thru FY 2008.	Work Description through 2008: Complete. Open new facility.				Through 2009:				Balance 2010 to Completion:			
	Council District 10												
9817	Police Range Facility	BONDS	400	-	-	-							400
	Description: Construct a new Police Range Facility.	FEDERAL		-	-	-							
		STATE		-	-	-							
		OTHER	250	-	-	-							250
		TOTAL	650	648	2	0 %	0	0	0	0	0	0	650
	Timing: Evaluating.	Work Description through 2008: Continue range project study.				Through 2009: Project evaluation.				Balance 2010 to Completion:			
	Council District 12												

Department of Administration

**NEW CASTLE COUNTY
CAPITAL PROGRAM**

FY 2009-2014
(in thousands)

Department: Administration
Activity: Total
Development Program:

Proj. No.	Project Information	Funding Source	Prior Auth.	Avail. Balance 02/29/2008	Obligated Amount % 02/29/2008	FISCAL YEARS						Bal. To Complete	Total Cost	
						2009	2010	2011	2012	2013	2014			
	Administration	BONDS	12100	-	-	-	750	750	750	750	750	750		16600
		FEDERAL		-	-	-								
		STATE	191	-	-	-								191
		OTHER	6475	-	-	-	925	925	925	925	925	925		12025
	DEPARTMENTAL TOTAL	TOTAL	18766	1702	17064	91%	1675	1675	1675	1675	1675	1675	0	28816

**NEW CASTLE COUNTY
CAPITAL PROGRAM**

FY 2009-2014
(in thousands)

Department: Administration
Activity: Administration
Development Program: Information Systems

Proj. No.	Project Information	Funding Source	Prior Auth.	Avail. Balance 02/29/2008	Obligated Amount % 02/29/2008	FISCAL YEARS						Bal. To Complete	Total Cost
						2009	2010	2011	2012	2013	2014		
0435	Document Management												
	Description: Identify and implement additional technical business solutions.	BONDS	250	-	-	-							250
		FEDERAL		-	-	-							
		STATE		-	-	-							
		OTHER		-	-	-							
		TOTAL	250	0	250	100 %	0	0	0	0	0	0	250
	Timing: FY 2004.	Work Description through 2008:			Through 2009:			Balance 2010 to Completion:					
	All Council Districts												
9918	Information Systems Expansion												
	Description: Identify and implement additional technical business solutions.	BONDS	11850	-	-	-	750	750	750	750	750	750	16350
		FEDERAL		-	-	-							
		STATE	191	-	-	-							191
		OTHER	6475	-	-	-	925	925	925	925	925	925	12025
		TOTAL	18516	1702	16814	91 %	1675	1675	1675	1675	1675	1675	28566
	Timing: Through FY 2009.	Work Description through 2008: Identify and implement additional technical business solutions, especially for e-government.			Through 2009: Identify and implement additional technical business solutions, especially for e-government.			Balance 2010 to Completion: Identify and implement additional technical business solutions, especially for e-government.					
	All Council Districts												

Department of County Executive

**NEW CASTLE COUNTY
CAPITAL PROGRAM**

FY 2009-2014
(in thousands)

Department: County Executive
Activity: Total
Development Program:

Proj. No.	Project Information	Funding Source	Prior Auth.	Avail. Balance 02/29/2008	Obligated Amount % 02/29/2008	FISCAL YEARS						Bal. To Complete	Total Cost	
						2009	2010	2011	2012	2013	2014			
	County Executive	BONDS	1579	-	-	-	200	200	200	200	200		2579	
		FEDERAL		-	-	-								
		STATE		-	-	-								
		OTHER		-	-	-								
	DEPARTMENTAL TOTAL	TOTAL	1579	1579	0	0%	0	200	200	200	200	200	0	2579

**NEW CASTLE COUNTY
CAPITAL PROGRAM**

FY 2009-2014
(in thousands)

Department: County Executive
Activity: County Executive
Development Program: Contingency

Proj. No.	Project Information	Funding Source	Prior Auth.	Avail. Balance 02/29/2008	Obligated Amount % 02/29/2008	FISCAL YEARS						Bal. To Complete	Total Cost	
						2009	2010	2011	2012	2013	2014			
8933	Executive Capital Contingency	BONDS	1579	-	-	-	200	200	200	200	200		2579	
	Description: Allocated by the County Executive to meet increased costs of an authorized project, not to exceed 10% of original authorization; or as the County Executive deems necessary.	FEDERAL		-	-	-								
		STATE		-	-	-								
		OTHER		-	-	-								
		TOTAL	1579	1579	0	0%	0	200	200	200	200	200	0	2579
	Timing: Contingency. All Council Districts	Work Description through 2008: As needed.			Through 2009: As needed.			Balance 2010 to Completion: As needed.						