

---

# CAPITAL PROGRAM & BUDGET



Fiscal Year 2010 - 2015  
Approved

---

*Christopher A. Coons*  
*County Executive*



---

**New Castle County**  
**Approved**  
**Capital Program & Budget**  
**FY 2010 - 2015**

---

Ordinance #09-013  
Resolution #09-067

## Table of Contents

Distinguished Budget Presentation . . . . .	I
Elected and Selected Officials . . . . .	II
County Planning Board . . . . .	III
Project Directory . . . . .	IV
Legend for Identification Prefixes . . . . .	VIII
FY 2010 Capital Budget by Department and Project . . . . .	IX
Development of the Capital Program and Budget . . . . .	1
Capital Projects Strategies and Review System (CAPSTARS) . . . . .	1
Key Financial Policies (KFP'S) . . . . .	2
Quarterly Capital Review . . . . .	5
Annual Operating Budget Impact. . . . .	6
The Linkage Between the Comprehensive Development Planning Process and the Capital Program and Budget Process . . . . .	7
Debt Management. . . . .	10
Debt Service as a Percentage of the Operating Budget . . . . .	11
Bond Authorizations. . . . .	13
Investment Policy . . . . .	13
Development Impact Fees . . . . .	14
Definitions . . . . .	15

### DEPARTMENTAL PROFILES

#### FY 2010 - 2015 Capital Program and Budget

Department of Special Services . . . . .	16
Department of Community Services . . . . .	23
Department of Public Safety. . . . .	24
New Castle County Airport . . . . .	26
Department of Administration . . . . .	27
County Executive . . . . .	29
Expenditure Activity for Six Years - Chart . . . . .	30

#### Schedule of Program Appropriations and Funding - FY 2010 - 2015

Capital Budget and Program Summary . . . . .	31
--	----

### PROGRAM SCHEDULES & PROJECT NARRATIVES

#### Department of Special Services

Department Summary . . . . .	32
Facilities/Equipment. . . . .	35
Landfill Facilities . . . . .	39
Parks . . . . .	40
Sewers . . . . .	50

**Table of Contents**

**New Castle County  
Capital Program & Budget**

---

***Department of Community Services***

Department Summary . . . . . 72  
Libraries . . . . . 73

***Department of Public Safety***

Department Summary . . . . . 75  
Emergency Communications Center . . . . . 77  
Emergency Medical Services . . . . . 78  
Law Enforcement . . . . . 79

***Department of Administration***

Department Summary . . . . . 80  
Information Systems . . . . . 81

***Department of County Executive***

Department Summary . . . . . 82  
Contingency . . . . . 83



**This prestigious award is the highest form of recognition in government budgeting that a local government can receive. Of nearly 40,000 units of local government eligible, an average of only 2% each year receive this honor. Additionally, New Castle County was awarded "Special Capital Recognition".**

**The Government Finance Officers Association of the United States and Canada (GFOA) presented a Distinguished Budget Presentation Award to **NEW CASTLE COUNTY, DELAWARE** for its annual budget for the fiscal year beginning **July 1, 2008.****

**In order to receive this award, a governmental unit must publish a budget document that meets program criteria as a policy document, as an operations guide, as a financial plan and as a communications device.**

**The award is valid for a period of one year only. We believe our current budget continues to conform to program requirements, and we are submitting it to GFOA to determine its eligibility for another award.**

**New Castle County  
Elected Officials  
For Fiscal Year 2010**

**Executive**

County Executive ····· **Christopher A. Coons**

**Row Offices**

Register of Wills ····· **Diane Clarke Streett**

Recorder of Deeds ····· **Michael E. Kozikowski**

Sheriff ····· **Michael P. Walsh**

Clerk of the Peace ····· **Kenneth W. Boulden, Jr.**

**County Council**

President of Council ····· **Paul G. Clark**

First District ····· **Joseph M. Reda**

Second District ····· **Robert S. Weiner**

Third District ····· **William J. Tansey**

Fourth District ····· **Penrose Hollins**

Fifth District ····· **Lisa Diller**

Sixth District ····· **William E. Powers, Jr.**

Seventh District ····· **George Smiley**

Eighth District ····· **John J. Cartier**

Ninth District ····· **Timothy P. Sheldon**

Tenth District ····· **Jea P. Street**

Eleventh District ····· **David L. Tackett**

Twelfth District ····· **J. William Bell**

**County Planning Board**

**Chairperson**

Victor Singer

Sandra D. Anderson

June D. MacArtor

Joseph J. Maloney

Robert C. McDowell

Victor Udo

Mark Weinberg

Arthur R. Wilson

William V. McGlinchey

## PROJECT DIRECTORY

Project	Title	Page
<b><u>Special Services</u></b>		
<i>Facilities/Equipment and Landfill Facilities</i>		
0126	Army Creek Landfill Upgrade . . . . .	39
0401	Building Rehabilitation. . . . .	35
0415	Energy Audit/Upgrade . . . . .	35
0230	Fleet Acquisitions . . . . .	35
9808	General Paving . . . . .	37
9909	General Roof Renovations . . . . .	37
0711	Government Center Parking Lot . . . . .	36
0703	Government Center Roof Replacement . . . . .	36
9035	Hazardous Substances & Asbestos Abatement. . . . .	37
8919	Inspection of Tanks - Environmental Control . . . . .	36
9910	Security. . . . .	38

Project	Title	Page
<b><u>Special Services (Continued)</u></b>		
<i>Parks</i>		
0115	Brandywine Springs Park Rehabilitation. . . . .	47
0608	Delcastle Competition Quad . . . . .	48
0609	Delcastle Parking Renovations. . . . .	48
0117	District Park #5. . . . .	40
0510	Game Court Improvements . . . . .	41
0509	General Parkland Improvements . . . . .	42
9916	Glasgow Regional Park . . . . .	49
0515	Greenway Systems . . . . .	43
0333	Iron Hill Park. . . . .	47
0330	Land Acquisition . . . . .	47



## PROJECT DIRECTORY

Project	Title	Page
---------	-------	------

### **Special Services (Continued)**

#### *Parks (Continued)*

9809	Maintenance Base Renovations . . . . .	44
9715	Middle Run Valley . . . . .	49
0331	Parkland Acquisition . . . . .	40
9815	Pavilion Renovations . . . . .	45
0508	Play Area Improvements . . . . .	46
0516	Skate Parks . . . . .	45
0704	Soccer Fields Sports Turf . . . . .	49
0334	Southern Regional Park . . . . .	48
0121	Sports Lighting . . . . .	45

#### *Sanitary Facilities*

0621	Airport Road Pump Station Upgrade . . . . .	59
0101	Backwater Valve Improvement . . . . .	54
0620	Belltown Sanitary Sewer Upgrade . . . . .	51
0610	Boxwood Road Sanitary Sewer Improvements . . . . .	51
0624	Brandywine Hundred Clearwater Program . . . . .	66
0005	Brandywine Hundred North Rehab Phase I . . . . .	61

Project	Title	Page
---------	-------	------

### **Special Services (Continued)**

#### *Sanitary Facilities (Continued)*

1001	Brandywine Hundred North Rehab Phase II . . . . .	67
0218	Brandywine Hundred South Rehab Phase I . . . . .	62
1002	Brandywine Hundred South Rehab Phase II . . . . .	67
0213	Bridleshire Farms Septic Elimination . . . . .	54
0216	Buttonwood Pump Station Upgrade . . . . .	57
0705	Christiana River Force Main . . . . .	60
0615	Christiana Pump Station Upgrade . . . . .	58
0219	Countywide Manhole Rehabilitation . . . . .	62
0102	Delaware City Sewer Rehabilitation . . . . .	61
0004	Delaware City Treatment Plant Rehabilitation . . . . .	68
0438	DelDot Coordination Project . . . . .	65
0220	Develop Collection System Improvements . . . . .	62
0221	Develop Interceptor Improvements . . . . .	63
0312	Edgemoor Pump Station Upgrade . . . . .	58
0616	Electrical Power Distribution Upgrades . . . . .	58
0617	Energy Audit . . . . .	59
1003	Fieldstone Crossing Interceptor . . . . .	52
0622	General Sewer Improvements . . . . .	55

## PROJECT DIRECTORY

Project	Title	Page
<b><u>Special Services (Continued)</u></b>		
<i>Sanitary Facilities (Continued)</i>		
9604	Hyde Run Relief . . . . .	53
1004	Kirkwood Trunk Line Interceptor . . . . .	52
0433	Mobile Radio System Upgrade. . . . .	55
0323	Mill Creek Interceptor Relief. . . . .	50
0406	M.O.T. Area Maintenance Base . . . . .	63
0215	Naamans Pump Station Upgrade. . . . .	57
0612	North Delaware Interceptor System . . . . .	65
0706	Odor & H2S Issues. . . . .	60
0420	Old State Road Interceptor . . . . .	50
9901	Old State Road Interceptor Reconstruction . . . . .	67
0422	Pike Creek Improvements . . . . .	64
0006	Pump Station Meters . . . . .	56
0106	Pump Station Rehabilitation . . . . .	56
0618	Richardson Park Pump Station Upgrade . . . . .	59
0423	River Road Improvements . . . . .	64
0708	Septage Receiving Station Upgrade . . . . .	69

Project	Title	Page
<b><u>Special Services (Continued)</u></b>		
<i>Sanitary Facilities (Continued)</i>		
0511	Sewer Repairs and Rehabilitation . . . . .	65
0421	Shellburne Rehabilitation . . . . .	64
0611	South Christiana Interceptor Analysis . . . . .	51
0419	South Delaware Interceptor . . . . .	50
9603	Southern Sewer Service Area . . . . .	69
0107	Special Services Complex . . . . .	61
0903	State Road Interceptor . . . . .	52
9705	Stoney Creek Pump Station Upgrade . . . . .	60
0217	Terminal Avenue Pump Station Upgrade . . . . .	57
0613	Townsend Pipe & Manhole Rehabilitation. . . . .	66
0224	Turkey Run Interceptor Rehabilitation. . . . .	63
0424	Water Farm #1 Improvements . . . . .	68
0619	Wastewater Treatment Plants/Discharge Elimination and Clean Water Act Evaluations. . . . .	68
0002	White Clay Creek Pump Station Rehabilitation . . . . .	56
0614	White Clay Sewer Basin Rehabilitation . . . . .	66

# PROJECT DIRECTORY

Project	Title	Page
<b><u>Special Services (Continued)</u></b>		
<i>Stormwater</i>		
0413	Countywide Drainage Problems . . . . .	70
9508	Little Mill Creek II . . . . .	71
0414	New Castle Conservation District . . . . .	70
0009	Shellpot 4, 5 . . . . .	70
0517	Stormwater Mitigation Projects . . . . .	71
0625	Stormwater Basin Renovation . . . . .	71

## **Community Services**

<i>Libraries</i>		
0605	Bear Library . . . . .	74
0905	Claymont Library . . . . .	74
0417	Hockessin Library Expansion . . . . .	73
0418	Kirkwood Highway Library . . . . .	73
0329	Southern Library . . . . .	73

Project	Title	Page
<b><u>Public Safety</u></b>		
<i>Emergency Communications Center</i>		
0410	Computer System. . . . .	77
<i>Emergency Medical Services</i>		
0710	EMS Stations. . . . .	78
<i>Law Enforcement</i>		
0712	Public Safety Facility . . . . .	79

## **Administration**

9918	Information Systems Expansion . . . . .	81
------	---	----

## **County Executive**

8933	Executive Capital Contingency . . . . .	83
------	---	----

**New Castle County**  
**Legend for Identification Prefixes**  
**of Capital Project Budget Years**

<b><u>Fiscal Year</u></b> <b><u>Budgeted</u></b>	<b><u>Capital Year</u></b> <b><u>Prefix</u></b>
1990	90
1991	91
1992	92
1993	93
1994	94
1995	95
1996	96
1997	97
1998	98
1999	99
2000	00
2001	01
2002	02
2003	03
2004	04
2005	05
2006	06
2007	07
2008	08
2009	09
2010	10
2011	11
2012	12
2013	13
2014	14
2015	15



**New Castle County**  
**FY 2010 Capital Budget**  
**By Department and Project**

	<i>FY 2010 Capital Budget</i>		<i>FY 2010 Capital Budget</i>
<b>Public Safety</b>			<b>Administration</b>
EMS Stations . . . . .	(\$1,000,000)		Information Systems Expansion. . . . . \$ <u>1,675,000</u>
Public Safety Facility . . . . .	<u>(1,000,000)</u>		<b>Total Administration . . . . . \$ 1,675,000</b>
<b>Total Public Safety . . . . .</b>	<b>(\$2,000,000)</b>		
		<b>TOTAL FY 2010 CAPITAL BUDGET</b>	<b><u>(\$1,713,000)</u></b>

## Development of the Capital Program and Budget

### Overview

The New Castle County Reorganization Act requires that the Chief Administrative Officer (CAO) shall annually prepare a Capital Program and Budget under the direction of the County Executive. In preparing the Capital Program and Budget, the CAO shall confer with the Department of Land Use, formerly the Department of Planning, to ascertain that the proposed program is in accordance with the County Comprehensive Development Plan. In fiscal 1989 the Budget Office within the Office of Finance became the principal agency responsible for assisting the CAO in the coordination and preparation of the Capital Program and Capital Budget. Also, in 2005 by Executive Order a Capital Strategies and Review Committee (CSRC) currently consisting of the Executive Office, Office of Finance, Procurement, Land Use, Special Services, County Council and Law was established.

No later than the first day of April of each year the County Executive shall recommend to County Council, a capital program for the ensuing six years and a capital budget for the ensuing year. No later than the date that the program is submitted to County Council, the County Executive shall submit it to the Department of Land Use for its review and recommendations to County Council. The County Executive shall also submit it to the Planning Board for the sole purpose of determining if it is in accordance with the Comprehensive Development Plan.

No later than the first day of June of each year, the County Council is required to approve a capital program and adopt a capital budget before it ordains the annual operating budget. The program shall detail each capital project. Each project shall show the amount of appropriations that have been expended or are to be expended and the funding sources for each of the fiscal years presented in the program. The Capital Budget Ordinance shall show in detail the capital expenditures to be made or incurred in accordance with the capital program.

County Council may not amend the capital program as submitted to it by the County Executive until it has received from same, recommendations with respect to the proposed amendment. County Council shall not be bound by such recommendations and may act without them if they are not received within 15 days from the date they are requested.

The reader is referred to the appropriate sections of Title 9 of the Delaware Code which are Sections 1134, 1135, 1136, 1137, 1159, 1332, 1341, 1343 and 1361 for further details regarding the capital programming and budget process.

### Capital Projects Strategies and Review System (CAPSTARS)

The CSRC is operationally responsible for the County's Capital Projects Strategies and Review System (CAPSTARS).

CAPSTARS was implemented to establish quantitative fiscal strategies that would provide greater linkage to the County's Comprehensive Development Plan; and to provide a unified review system that would evaluate strategic plan considerations and financial compliance. Results achieved through the implementation of CAPSTARS include seven key quantitative fiscal strategies which are consistent with the Comprehensive Development Plan; cost standards to more readily quantify the impact of certain capital improvements upon the annual operating budget; and a quarterly capital review with each County agency to evaluate program/plan conformance and fiscal compliance. Additional benefits are also provided to the County Council in the form of more timely and quantitative information regarding each of their district's capital projects. Overall, the entire capital program and budget administration is substantially more fiscally significant to management and is more closely linked to the County's Comprehensive Development Plan.

Major components of CAPSTARS are presented in the following pages 2 through 13 with Departmental Profiles starting on page 16.

**Key Financial Policies (KFP's)**

The County has adopted, as a part of the annual budget, quantitative financial policies that address (1) project duration, (2) the allowable percentage of debt service to the operating budgets, (3) the allowable percentage of cost increase in the six-year capital program after the base year, (4) the limitations to amendments during the year, (5) the three-year operating budget impact, (6) the quarterly capital project and program review, and (7) the monthly capital cash forecast for twelve months and a quarterly variance analysis. The following are the “Key Financial Policies” for the fiscal year beginning July 1, 2009.

 **KFP #1**

- Each capital project will have a “sunset provision” after 24 months which can be lifted only by a resolution adopted by County Council.

**Rationale**

- Each agency must commit to the timely completion of each project adopted by the County Council and approved by the County Executive.

**Impact**

- Each agency will have 24 months from the date of authorization to complete all projects. Projects authorized prior to July 1, 2007 must be completed on or before June 30, 2009. Projects approved for continuance are to be completed on or before June 30, 2010.

- The Fiscal Year 2010 Capital Program sunsets 9 projects with an approximate savings of \$2.7 million.

 **KFP #2**

- The allowable percentage of debt service to the operating budgets is:
  - (a) **General Fund** - 15%
  - (b) **Sewer Fund** - 20%

**Rationale**

- Growing debt service payments as a percentage of the operating budget must be limited so as to maintain the financial flexibility of the County.

**Impact**

- Capital expenditures funded by general obligation debt will have to be programmed to avoid increasing the future debt burden upon the residents. Exceptions to this policy may be considered only for projects with a contemporary impact upon the health, safety and welfare of the residents and county employees. Pages 11 and 12 present the percentage of debt service to the operating budgets.



 **KFP #3**

- The allowable percentage of cost increase in each year of the six year capital program after the respective base year is:

(a) **General Fund**

5% for the fiscal years 2010-2015  
(non-cumulative).

(b) **Sewer Fund**

No greater than the acceptable annual sewer rate increase for user fees.

KFP #3 is to provide for cost increases to authorized capital projects currently in the approved Capital Program. Use of KFP #3 for new project requests will be evaluated by the CSRC on a project-by-project basis for approval.

**Rationale**

- Each agency must manage their Capital Program within certain time and cost constraints so as to maintain effective project and cost controls.
- County Executive must submit to County Council a balanced operating budget.

**Impact**

- Each agency will become more sensitive to project completion within the original budget and time frame. County government will limit sewer capital activity to projects that do not exceed a net debt service to operating budget percentage of 20% and/or an annual rate increase of 20%.



**KFP #4**

- Capital project amendments during a year shall not exceed the annually adopted budget and funding levels. All amendments shall be reviewed and evaluated by the CSRC.

**Rationale**

- Each agency must manage their Capital Program within certain time and cost constraints so as to maintain effective project and cost controls.

**Impact**

- Project amendments will require each agency to adjust their existing projects and program to conform to existing authorizations. This will limit project addition and project cost overruns. Exceptions to this policy may be considered only for projects with a contemporary impact upon the health, safety and welfare of the residents and County employees.



**KFP#5**

- Each agency shall submit a three year operating budget impact for personnel services costs, materials and supplies and debt service costs with each project request.

**Rationale**

- Each agency must disclose the operating budget impact so that total project-related costs can be considered in the decision-making process.

**Impact**

- Annual operating budget costs will be considered in the project acceptance process. These operating costs will provide management and County Council with total project-related costs.



**KFP #6**

- Quarterly capital project and program reviews conducted by the CSRC are to monitor existing project performance and to update the six year capital program.

**Rationale**

- Each agency must actively manage each project and provide quarterly reports on the physical and fiscal status of each project to management and County Council.

**Impact**

- A Capital Project Status Report and a Proposed Capital Program and Budget Summary are prepared by each agency for each of the capital projects in the budget and for the proposed Capital Program and Budget for the next fiscal year.



**KFP #7**

- Each agency shall submit to the CSRC a monthly capital cash forecast (receipts and disbursements) for a twelve-month period and a quarterly variance analysis (forecast to actual).

**Rationale**

- Each agency must actively oversee and report the fiscal activity of each project in order to maximize the County’s investment opportunities and to meet the Treasury arbitrage regulations.

**Impact**

- Monthly, each agency will project the next twelve months' activity for each project. Quarterly, a “forecast to actual” report is prepared by the Budget Office for each agency to explain the variances for each project.

**Quarterly Capital Review**

During the fiscal year, the Chief Administrative Officer and the members of CSRC meet quarterly to review and monitor the status of all approved capital projects and programmed capital projects. A status report summary of all capital projects is issued at the end of each review forum. The quarterly review is held with each County agency that has authorized capital projects or programmed capital projects to determine.

■ **Status of existing projects**

- Financial liquidity
- Estimated completion date
- Changes in project scope

■ **Status of the program for the next six years**

- Planned project scope and/or cost adjustments
- Conformance with the County’s Comprehensive Development Plan and, if applicable, the agency’s Comprehensive Plan
- New and/or deleted planned projects

■ **Impact of Capital Spending upon the Operating Budget**

- Project acceptability
- Additional costs/or savings to the Operating Budget
- Fiscal Planning

The table on the following page presents the impact of the 2010 Capital Budget upon the annual Operating Budget.

Annual Operating Budget Impact

The FY 2010 Capital Budget and the Annual Operating Budget Impact is summarized by department below. Additional information is available in the Departmental Profiles on pages 16 through 29.

FY 2010 Capital Budget		Annual Operating Budget Impact			
Department	Appropriations	Personnel Service Costs	Other Operating Costs	Debt Service Costs	Total
Special Services	(\$1,388,000)	-	\$ -	\$34,297	\$34,297
Community Services	-	-	-	-	-
Public Safety	(2,000,000)	-	-	(165,000)	(165,000)
Administration	1,675,000	-	-	61,875	61,875
County Executive	-	-	-	-	-
<b>Total</b>	<b>(\$1,713,000)</b>	<b>-</b>	<b>\$ -</b>	<b>(\$68,828)</b>	<b>(\$68,828)</b>
Capital Project Fund	-	-	-	(1,508,160)	(1,508,160)
Sewer Project Fund	-	-	-	1,576,988	1,576,988

### The Linkage Between The Comprehensive Development Planning Process and The Capital Program and Budget Process

The Comprehensive Development Planning process has three essential components:

- A **Long-Range** element - The New Castle County updated Comprehensive Development Plan (20-25 years).
- A **Mid-Range** element - The Capital Improvements Program (6 years).
- A **Short-Range** element - The annual Capital Budget and the Annual Profile (1 year).

The Comprehensive Development Plan (the long-range element) is not an end-state plan, but a component of a planning process, i.e., a generalized model of the future which expresses policy direction for a 20-25 year period. It contains background information, a land use concept map, implementation considerations, goals and policies with which to address the following issues:

- Growth Management
- Natural Resources
- Transportation
- Community Character and Land Use Intensity
- Housing
- Agriculture
- Economic Development
- Community Facilities
- Intergovernmental Coordination

While the goals and policies must, of necessity, be pursued individually and in concert with the agencies (Federal, State, and Municipal) and County departments responsible for implementing them, the overall planning process synthesizes and coordinates them. The development of specific objectives should be the results of more specific analyses on the part of each County operating department, of each issue — long range, mid-range, or short-range as indicated.

As a result of system-wide changes identified by the annual profiles and the analysis of the probable impacts of those changes, the mid-range program can be updated in terms of trends, goals and policies, capital projects, and implementation programs — within the context of the long-range issues.

One of the basic purposes of capital improvement programming is to coordinate physical and fiscal planning in order that the greatest possible benefits can be realized from the County's existing and anticipated financial resources. In order to accomplish this, a ranking of desired public improvements is established by assigning a need-based priority to each project. This ranking is then related to the County's ability to pay for the projects over time. By this procedure, a prioritized sequence of projects (the program itself) is established.

Other positive results of the Capital Program and Budget process include:

- + Translation of the County's Comprehensive Development Plan, individual Department's functional plans, and other programs and policies into tangible projects.
- + The possibility of guiding private development so that it occurs in a way that is in conformity with the Comprehensive Development Plan.

- + The coordination of the capital projects of all County Departments so that they will further the implementation of the Comprehensive Development Plan.
- + Keeping the public informed of the County's long-range development plans.
- + Enabling the County Executive and the County Council to better understand long-term cash needs and better plan the financing necessary for both capital and operating activities.

Another short-range component of the planning process is the annual profile — which is the culmination of the previous year's monitoring of demographic data, developmental trends, changing regulatory and environmental conditions, and the impact of all these factors on the mid and long-range programs. This analysis provides the basis for the next year's plan of action — primarily as will be embodied in its capital budget.

The Annual Profile, then, serves three basic purposes:

- √ It monitors changes in baseline conditions and so informs decision-makers.
- √ It analyzes the impacts of changes in baseline conditions on goals and policies.
- √ It provides an update, via the modification of objectives, to the mid-range component of the planning process; and thence, to the long-range component — thus completing the cycle.

The general policies or strategies which are utilized in developing the capital program include:

- \* Conformance with New Castle County's Comprehensive Development Plan, as updated.
- \* Maintenance or improvement of the ratio of debt service to the total operating budget, with the life of specific issues paralleling the life (three year minimum) of respective assets (\$5,000 minimum), utilizing the analytical tool of constant principal repayment.

- \* Maximization of intergovernmental funding (Federal, State, Municipal and Private) of activities which are in conformance with New Castle County's Comprehensive Development Plan.
- \* Protection of the County's investment in existing facilities, where appropriate, to avoid the higher cost of rehabilitation and/or replacement associated with deferment.
- \* Authorization of new projects only as consistent with each department's ability to complete prior authorized projects.
- \* Utilization (where appropriate) of user fees as a revenue source to offset (in full or in part) the operating and debt service expenses resulting from capital projects when completed.
- \* Fostering economies of scale through inter-jurisdictional cooperation.

- \* Promotion of economic development and its inherent contributions (leverage; private sector investment; expansion of existing job market).

This entire process can be summarized as follows:

- √ The continuous monitoring of change.
- √ The continuous refinement of goals and policies in order to reorganize change in such a way as to give direction to fiscal and development-related decisions.
- √ Ensuring the inter-relationship of capital programming and budgeting with the Comprehensive Development Plan.
- √ Ensuring the Capital Program and Budget are in conformity with the State of Delaware's Quality of Life Legislation.

### Debt Management

#### Rating Upgrade

Concentrated efforts have been made to maintain and improve the County’s “high-grade” ratings for its general obligation bonds through innovations in financial and debt administration. On February 2, 2001, Standard and Poor’s of New York upgraded New Castle County from “AA” to the prestigious “AAA”. October 2, 2002 Fitch Ratings of New York upgraded New Castle County to “AAA” and six days later on October 8, 2002 Moody’s Investors Service also announced that New Castle County had earned its Triple-A rating. Attaining the top bond rating from all three rating agencies reflects the strong financial management and planning capabilities, and the quality of its elected and administrative leadership, as well as its activity, wealth and social characteristics. These high-grade ratings will reduce the cost of raising capital for County projects and will result in a substantial savings for the County taxpayers. The County will continue to seek ways to improve and maintain these ratings so as to provide the finest quality services and lowest cost.

These ratings were reaffirmed by all three agencies in December 2008.

#### Legal Debt Margin

Title 9 of the Delaware Code Section 1163(a)(7) establishes a debt ceiling of three percent of the assessed value of taxable real estate excluding debt for certain special assessments and enterprise funds.

The County has traditionally made prudent use of its debt authority. Based on the April 1, 2009 taxable value, the three percent debt limit would permit \$535,926,816 in debt. The amount of outstanding debt

applicable to the three percent debt limit is \$211,798,243. There is an additional \$147,771,757 of enterprise fund debt outstanding not subject to the debt limit in accordance with Title 9 of the Delaware Code.

#### Policy Statement

Active debt management provides fiscal advantages to the citizens of this County. Overuse of debt places a burden on the financial resources of the County and its taxpayers. The following legislative fundamentals and administrative guidelines provide a framework and limit on debt utilization.

- (1) Debt shall not exceed 3 percent of taxable assessed evaluation (Legislative)... **Currently 1.2%**
- (2) Net direct debt shall not exceed \$400 per capita (Administrative)... **Currently \$397**
- (3) Debt principal to be retired in 10 years shall not fall below 55% (Administrative)... **Currently 55%**
- (4) Net overall debt per capita (net direct plus overlapping) shall not exceed the \$1,025 median for similar sized counties (Administrative)... **Currently \$1,002**
- (5) Annual debt service requirements shall not exceed Key Financial Policy #2 limitations (Legislative) as presented in the chart on the following page: “Debt Service as a Percentage of the Operating Budget.”

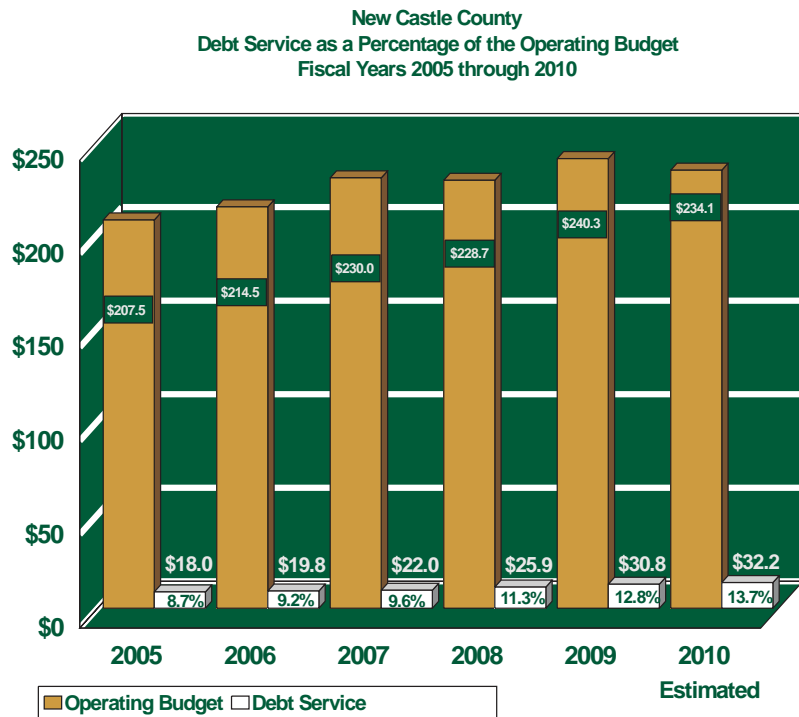
The following table presents the County’s debt position as a percent of assessed taxable value.

Type	Debt	Assessed Taxable Value	Percent	
			Currently	Allowable
Subject to Debt Margin	\$211,798,243	<b>\$17.8 Billion</b>	<b>1.2%</b>	<b>3.0%</b>
All Debt	\$359,570,000	<b>\$17.8 Billion</b>	<b>2.0%</b>	<b>N/A</b>



**Debt Service as a Percentage of the Operating Budget**

New Castle County’s debt service funding in the operating budget for the past five years and the current fiscal year as a percentage of the operating budget is presented in the following bar chart:



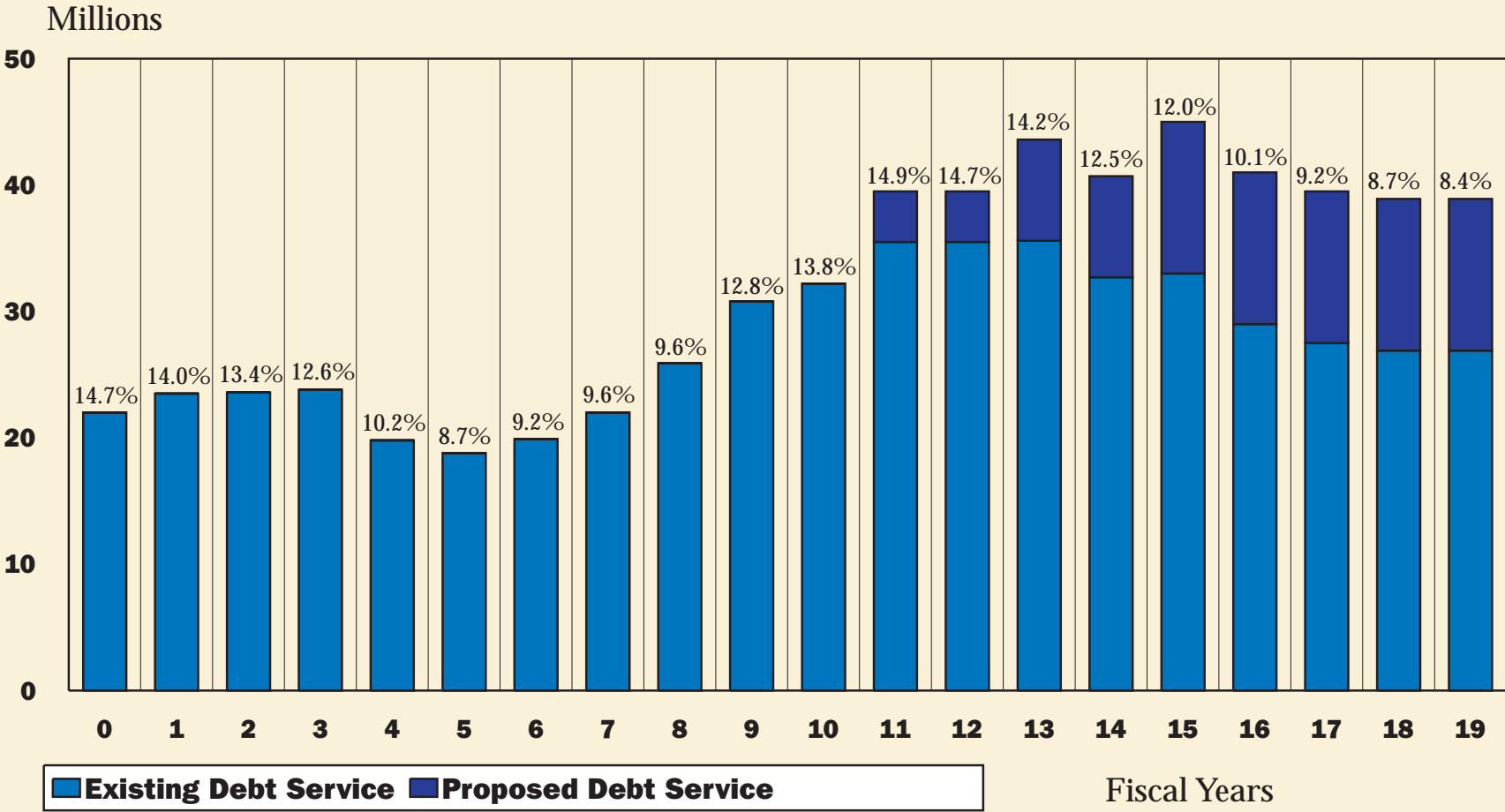
In accordance with Key Financial Policy #2 (KFP #2), debt service as a percentage of the general and sewer fund is as follows for the Fiscal Year 2009 proposed operating budget.

	Maximum % Age Per KFP #2	% Age for FY 2010
General Fund	15%	12.8%
Sewer Fund	20%	16.9%



New Castle County’s “AAA” Bond Rating by all three rating agencies.

# Existing and Proposed Debt Service As a Percentage of Operating Budget Fiscal Year 2000 - 2019



This chart reflects principal and interest payments as well as projected payments based on debt offerings of \$88.3 Million in FY 2009 and \$50 Million every other year thereafter beginning in FY 2011. Operating growth beginning with FY 2011 is estimated at 3.0% a year.

### Bond Authorizations

Future issuance of debt based on available **bond authorizations** as of February 28, 2009 is limited to **\$157.9 million**. Available spending authority vis-a-vis capital appropriations as of February 28, 2009 is limited to **\$179.5 million**, of which **\$140.0 million** is held in reserve pending project need.

### Investment Policy

The investment of capital funds is incorporated into the County's cash management program. All unexpended bond proceeds are deposited in a custodial account for arbitrage tracking. All other funds are deposited into a consolidated treasurer's account and invested with other funds in order to obtain maximum earnings. The segregation of each project's equity is preserved and reported daily. Each agency managing capital projects is required to submit a capital cash forecast for 12 months every month. This projection includes receipts and disbursements by month for each capital project managed by the agency.

Interest earned on capital funds during the construction period is generally credited to the general and enterprise fund wherein the debt service is paid.

### Development Impact Fees

In FY 1998, New Castle County adopted the New Castle County Unified Development Code (UDC). Included in the UDC are provisions to allow New Castle County to charge development impact fees to be used for future infrastructure needs of the County.

Impact fees are one-time payments used to generally fund capital facility improvements that are necessary to accommodate new development (i.e. libraries, fire service, emergency medical services, police, county facilities, parks and sewers) while maintaining the quality of life within communities.

As of May 31, 2009, impact fees collected and projected uses for New Castle County operations are presented on the following page.

**DEVELOPMENT IMPACT FEES**

<b>Parks - North C&amp;D</b>		<b>Parks - South C&amp;D</b>	
Balance as of 5/31/2009	\$23,254.39	Balance as of 5/31/2009	\$63,986.31
Projected Revenue 6/1/2009 - 6/30/2010	1,937.87	Projected Revenue 6/1/2009 - 6/30/2010	12,796.26
Projected Expenditures 7/1/2009 - 6/30/2010	0.00	Projected Expenditures 7/1/2009 - 6/30/2010	0.00
<b>Projected Balance 6/30/2010</b>	<b>\$25,192.26</b>	<b>Projected Balance 6/30/2010</b>	<b>\$76,782.57</b>
<b>Libraries - North C&amp;D</b>		<b>Libraries - South C&amp;D</b>	
Balance as of 5/31/2009	\$9,795.40	Balance as of 5/31/2009	\$237,160.75
Projected Revenue 6/1/2009 - 6/30/2010	816.28	Projected Revenue 6/1/2009 - 6/30/2010	43,120.14
Projected Expenditures 7/1/2009 - 6/30/2010	0.00	Projected Expenditures 7/1/2009 - 6/30/2010	0.00
<b>Projected Balance 6/30/2010</b>	<b>\$10,611.68</b>	<b>Projected Balance 6/30/2010</b>	<b>\$280,280.89</b>
<b>Emergency Medical - North C&amp;D</b>		<b>Emergency Medical - South C&amp;D</b>	
Balance as of 5/31/2009	\$11,583.26	Balance as of 5/31/2009	\$158.84
Projected Revenue 6/1/2009 - 6/30/2010	965.27	Projected Revenue 6/1/2009 - 6/30/2010	14.44
Projected Expenditures 7/1/2009 - 6/30/2010	0.00	Projected Expenditures 7/1/2009 - 6/30/2010	0.00
<b>Projected Balance 6/30/2010</b>	<b>\$12,548.53</b>	<b>Projected Balance 6/30/2010</b>	<b>\$173.28</b>
<b>Law Enforcement - North C&amp;D</b>		<b>Law Enforcement - South C&amp;D</b>	
Balance as of 5/31/2009	\$43,080.18	Balance as of 5/31/2009	\$1,361.65
Projected Revenue 6/1/2009 - 6/30/2010	3,590.02	Projected Revenue 6/1/2009 - 6/30/2010	123.79
Projected Expenditures 7/1/2009 - 6/30/2010	0.00	Projected Expenditures 7/1/2009 - 6/30/2010	0.00
<b>Projected Balance 6/30/2010</b>	<b>\$46,670.20</b>	<b>Projected Balance 6/30/2010</b>	<b>\$1,485.44</b>
<b>Sewer - North C&amp;D</b>		<b>Sewer South C&amp;D</b>	
Balance as of 5/31/2009	0.00	Balance as of 5/31/2009	\$165,743.59
Projected Revenue 6/1/2009 - 6/30/2010	0.00	Projected Revenue 6/1/2009 - 6/30/2010	15,067.60
Projected Expenditures 7/1/2009 - 6/30/2010	0.00	Projected Expenditures 7/1/2009 - 6/30/2010	0.00
<b>Projected Balance 6/30/2010</b>	<b>\$0.00</b>	<b>Projected Balance 6/30/2010</b>	<b>\$180,811.19</b>
<b>Fire Service</b>		<b>County Facilities</b>	
Balance as of 5/31/2009	\$683,376.39	Balance as of 5/31/2009	\$212,132.29
Projected Revenue 6/1/2009 - 6/30/2010	56,948.03	Projected Revenue 6/1/2009 - 6/30/2010	17,677.69
Projected Expenditures 7/1/2009 - 6/30/2010	0.00	Projected Expenditures 7/1/2009 - 6/30/2010	0.00
<b>Projected Balance 6/30/2010</b>	<b>\$740,324.42</b>	<b>Projected Balance 6/30/2010</b>	<b>\$229,809.98</b>

### Definitions

The **Capital Program** is a schedule of all County capital improvements anticipated to be undertaken during the next six fiscal years. It states the time schedule, estimated costs, and sources of financing.

The **Capital Budget** is a detailed list of capital spending authorizations (appropriations) to be made or incurred in accordance with the Capital Program from funds subject to the control or appropriation of the County Council.

A **Capital Improvement** is any permanent physical improvement and/or activity with a normal life of three years or more and a cost exceeding \$5,000. The \$5,000 limit may be waived in the case of a series of small project expenditures which are essentially elements of a large development program, the total of which exceeds \$5,000.

An **Activity** includes all capital improvements required to perform one type of service for the public. It may encompass one or more development programs and one or more projects.

A **Development Program** is a major capital improvement which will be carried to completion in stages over a period of years. It may be broken into a series of projects.

A **Project** is the basic unit of the capital improvements program. A project is a capital improvement which generally will span a shorter period of time for completion.

**Fiscal Year (FY)** refers to a year beginning July 1 and ending June 30. Fiscal years are referred to by the year in which they end.

**Funding Source** identifies the source of revenue to fund the capital appropriations, i.e., Bonds, Federal, State, Other.

**Prior Authorizations** are the total cumulative-to-date appropriations previously approved by County Council.

**Obligated Amount** represents the total expenditures plus encumbrances charged to each project in the Capital Program.

**Comprehensive Development Plan** - The adopted Comprehensive Development Plan (CDP) is the County's primary policy document with respect to land development. Management of natural and cultural resources, preservation of existing development quality, and direction of infrastructural initiatives. The CDP will ultimately contain the adopted service standards for all types of community facilities.

**Long Range Departmental Master Plans** - The Long-Range Departmental Master Plans (LRP's) are based on the demographic projections, facilities standards, and demand coefficients of the CDP. The LRP's project departmental capital needs for a period of 18 years beyond the budget year. The LRP's are a major means of carrying out long-range capital planning and of determining the conformity of capital projects with the CDP.

**Departmental Profiles  
FY 2010 - 2015 Capital Program and Budget**

**Introduction**

The following briefly profiles certain Department's functions and objectives concerning capital programming and budgeting.

**Department of Special Services**

The quality of the County's living environment depends in a number of significant ways on functions performed by the Department of Special Services:

- Safe treatment and disposal of wastewater is achieved through the County's sanitary sewer system which currently includes 4 treatment plants and over 1,800 miles of sewers, over 40,000 manholes, and 170 pump stations. In addition to carrying out a major program of improvements to this system, the Department monitors the discharge of industrial wastewater.

- To control erosion and flooding, the Department maintains 45 stormwater management facilities, reviews development proposals for compliance with the drainage code and constructs stormwater systems.

- Protection of the County's investment in existing facilities will continue to be a major goal.

- The development and maintenance of parkland controlled by New Castle County.

- In order to achieve these functions, the Department has developed program objectives for FY 2010 and throughout the remainder of the program's years. These are as follows:

**Sewer**

**Sanitary Facilities** - The rehabilitation of existing facilities, particularly the White Clay Sewer Basin, Brandywine Hundred North and South and Naamans Creek basins including rehabilitation of various pumping stations and the DelDot Coordination project. Additionally, condition modeling systems, development of capital improvements throughout the sewer system, and septic elimination projects are scheduled for communities, such as Bridleshire Farms.

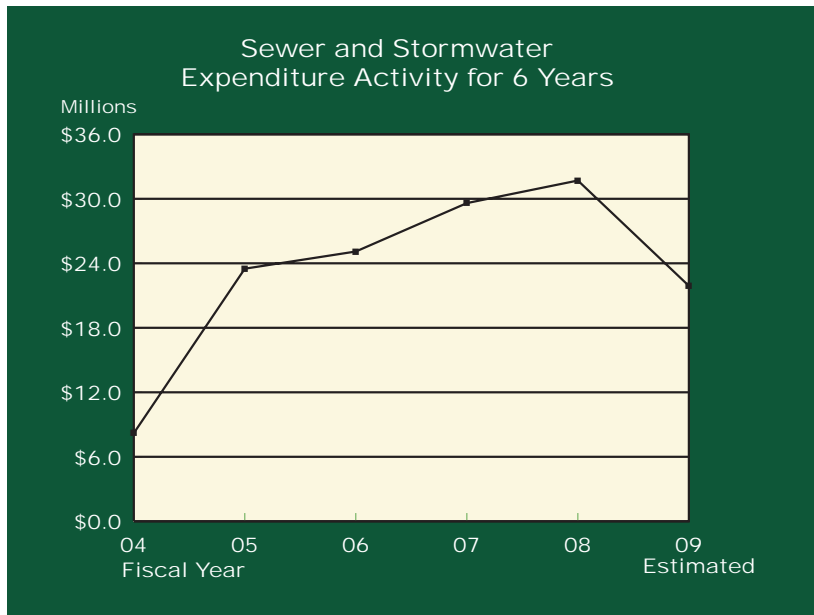
**Stormwater** - Protection of existing commercial, industrial, and residential investments. A major rehabilitation program has been developed to address long-term stormwater needs.



**Pigeon Run Stormwater management basin  
beautifies the County's drainage effort.**

**Department of Special Services** *(Continued)*

The accompanying chart is a six-year line-graph for sewer and stormwater expenditures. Annotated below the chart is the amount of available appropriations for each category at February 28, 2009 and the appropriations approved for FY 2010.



**Available Appropriations  
as of 2/28/2009  
\$124 Million**

**Recommended FY 2010  
Capital Appropriations  
\$19.1 Million**

**Approved FY 2010  
Capital Appropriations  
\$19.1 Million**

Department of Special Services (Continued)

Measurement of the FY 2010 Capital Project impact upon the annual operating budget after project completion is presented below as an addition to or reduction of cost.

FY 2010 Capital Budget  Title	Appropriations	Annual Operating Budget Impact			
		Personnel Service Costs	Other Operating Costs	Debt Service Costs	Total
<b>SEWER</b>					
<b>SANITARY FACILITIES</b>					
Brandywine Hundred North Rehab Phase I	\$ 14,286,000	\$ -	\$ -	\$ 1,178,595	\$ 1,178,595
Brandywine Hundred South Rehab Phase I	24,759,000	-	-	2,042,618	2,042,618
Bridleshire Farms Septic Elimination	400,000	-	-	33,000	33,000
Christiana River Force Main	500,000	-	-	41,250	41,250
Delaware City Treatment Plant Rehabilitation	1,250,000	-	-	103,125	103,125
DelDot Coordination Project	1,700,000	-	-	140,250	140,250
Electrical Power Distribution Upgrades	500,000	-	-	41,250	41,250
Fieldstone Crossing Interceptor	600,000	-	-	49,500	49,500
General Sewer Improvements	340,000	-	-	28,050	28,050
North Delaware Interceptor System	4,775,000	-	-	393,938	393,938
Old State Rd Interceptor	250,000	-	-	20,625	20,625
Old State Rd Interceptor Reconstruction	(100,000)	-	-	(8,250)	(8,250)
Pike Creek Improvements	500,000	-	-	41,250	41,250
Pump Station Rehabilitation	500,000	-	-	41,250	41,250
Sewer Repairs & Rehabilitation	2,000,000	-	-	165,000	165,000
Shellburne Rehabilitation	(1,285,000)	-	-	(106,013)	(106,013)
South Christiana Interceptor Analysis	500,000	-	-	41,250	41,250
Southern Sewer Service Area	(33,550,000)	-	-	(2,767,875)	(2,767,875)
State Road Interceptor	800,000	-	-	66,000	66,000
Townsend Pipe & Manhole Rehabilitation	100,000	-	-	8,250	8,250
Water Farm #1 Improvements	(1,260,000)	-	-	(103,950)	(103,950)
Wastewater Treatment Plant/Discharge Elimination	50,000	-	-	4,125	4,125
White Clay Sewer Basin Rehabilitation	1,500,000	-	-	123,750	123,750
<b>TOTAL SEWER</b>	<b>\$19,115,000</b>	<b>\$ 0</b>	<b>\$ 0</b>	<b>\$1,576,988</b>	<b>\$1,576,988</b>

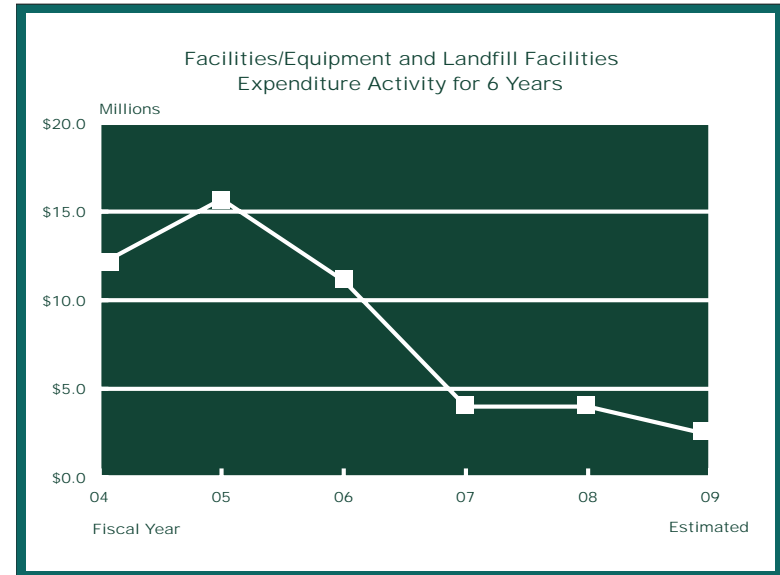


Department of Special Services (Continued)

Facilities/Equipment and Landfill Facilities

- **Environmental Protection** - Protection of environment and facilities from hazardous substances (asbestos, PCB's, Radon, chemicals) and underground fuel tanks (fuel oil, gasoline, diesel).
- **Building and Facilities Improvement/Additions** - Rehabilitation and modification of County agencies' facilities and equipment and facility acquisition.
- **Landfills** - Prevention of further movement of leachate from the Army Creek Landfill. This facility has been closed for several years. Remediation at this facility is ongoing.
- **Fleet Equipment** - Purchase and upgrade County fleet equipment as needed and required.

The accompanying chart is a six-year line-graph for Facilities/Equipment and Landfill Facilities expenditures. Annotated below the chart is the amount of available appropriations at February 28, 2009 and the appropriations approved for FY 2010.



Available Appropriations  
as of 2/28/2009  
\$10.2 Million

Recommended FY 2010  
Capital Appropriations  
(\$3.4 Million)

Approved FY 2010  
Capital Appropriations  
(\$3.4 Million)



New Castle County Government Center at Christmas.

Department of Special Services (Continued)

Measurement of the FY 2010 Capital Project impact upon the annual operating budget after project completion is presented below as an addition to or reduction of cost.

FY 2010 Capital Budget		Annual Operating Budget Impact			
Title	Appropriations	Personnel Service Costs	Other Operating Costs	Debt Service Costs	Total
<b>FACILITIES/EQUIPMENT</b>					
Fleet Acquisitions	(\$1,400,000)	\$ -	\$ -	Reserve Funding	\$ - **
Building Rehabilitation	(2,000,000)	-	-	(165,000)	(165,000)
<b>TOTAL FACILITIES/EQUIPMENT</b>	<b>(\$3,400,000)</b>	<b>\$ 0</b>	<b>\$ 0</b>	<b>(\$165,000)</b>	<b>(\$165,000)</b>

\*\*Tax Stabilization Reserve Account

Department of Special Services (Continued)

Parks

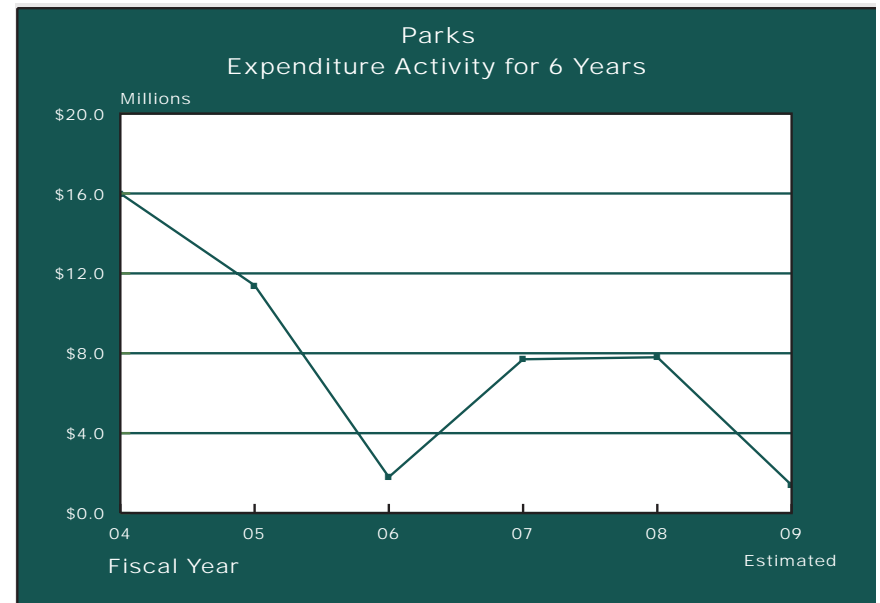
Special Services has responsibility for developing and maintaining over 6,000 acres of parkland controlled by the County.

- **Land Development** - Expansion and development of existing and new parks/recreational facilities consistent with the Department’s Comprehensive Development Plan.
- **Land Acquisition** - Expansion of strategic land holdings for the preservation of natural areas, farmland, and the development of District Parks, when approved, in the Departmental Long Range Plan.



*One of many community playgrounds maintained by the Parks Section.*

The chart shown below is a six-year line-graph for Parks expenditures. Annotated below the chart is the amount of available appropriations at February 28, 2009 and the appropriations approved for FY 2010.



Available Appropriations  
as of 2/28/2009  
\$27.2 Million

Recommended FY 2010  
Capital Appropriations  
(\$17.1 Million)

Approved FY 2010  
Capital Appropriations  
(\$17.1 Million)

Department of Special Services (Continued)

Measurement of the FY 2010 Capital Project impact upon the annual operating budget after project completion is presented below as an addition to or reduction of cost.

FY 2010 Capital Budget		Annual Operating Budget Impact			
Title	Appropriations	Personnel Service Costs	Other Operating Costs	Debt Service Costs	Total
<b>PARKS</b>					
Delcastle Competition Quad	\$ (150,000)	\$ -	\$ -	\$ (12,375)	\$ (12,375)
Delcastle Parking Renovations	(800,000)	-	-	(66,000)	(66,000)
Iron Hill Park	(400,000)	-	-	Reserve Funding	- **
Land Acquisition	(3,000,000)	-	-	(247,500)	(247,500)
Maintenance Base Renovations	(660,000)	-	-	(54,181)	(54,181)
Parkland Acquisition	(8,320,000)	-	-	(686,400)	(686,400)
Pavilion Renovations	(107,000)	-	-	(8,790)	(8,790)
Soccer Fields Sports Turf	(1,366,000)	-	-	(112,695)	(112,695)
Southern Regional Park	(2,300,000)	-	-	(189,750)	(189,750)
<b>TOTAL PARKS</b>	<b>\$ (17,103,000)</b>	<b>\$ -</b>	<b>\$ -</b>	<b>\$ (1,377,691)</b>	<b>\$ (1,377,691)</b>

\*\*Tax Stabilization Reserve Account

**Department of Community Services**

The Department of Community Services provides cultural, educational and recreational programming and housing services for County residents.

- Sports and recreational programs offered by the Department include sports leagues and tournaments, the Senior Sports Center at PAL, Smart Beginnings, summer camps, Safety Town, Arts Studio courses and workshops, equestrian events and programs at Carousel Park and Special Events programming, e.g. Cub-A-Ree and the Ice Cream Festival at Rockwood Park.

- Hot meals at 13 senior centers and nutrition sites sponsored by the County in cooperation with local community groups;

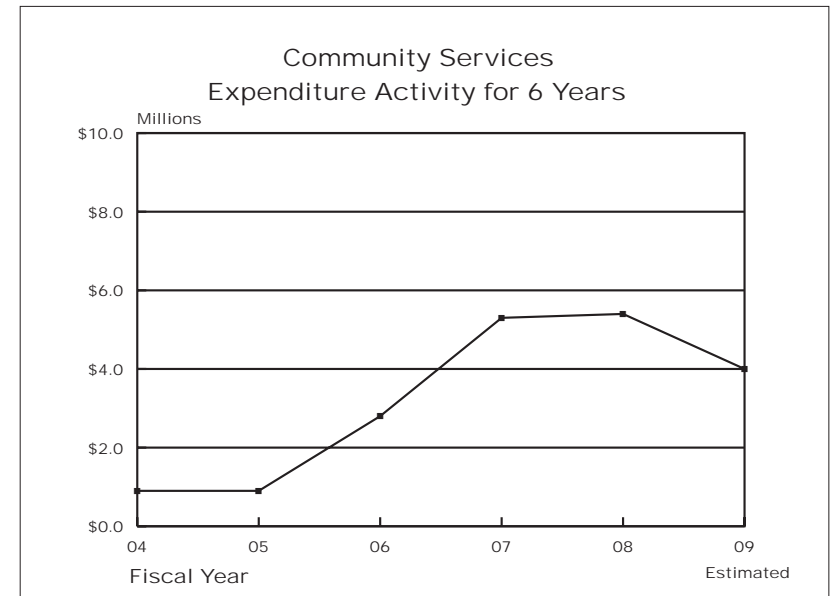
- The County’s library system provides a total of 15 public libraries. Nine facilities are directly administered by the Department (Appoquinimink, Claymont, Brandywine Hundred, Hockessin, Kirkwood, Newark, Bear, Elsmere and Woodlawn), and six are contractually managed (Corbit-Calloway, Delaware City, New Castle, Wilmington and its two branches, La Biblioteca del Pueblo and the North Wilmington Branch);

- Management of the Community Development Block Grant (CDBG) Program, the Section 8 Housing Assistance Program, the Rental Rehabilitation Grant Program, Emergency Shelter Grant Program and the State of Delaware Housing Development Fund.

- Capital program objectives include:

- **Library Facilities** - Expansion of the Bear library, complete construction of the Kirkwood Library and begin design and planning for the Southern Library.

The accompanying chart is a six-year line-graph for Community Services Department expenditures. Annotated below the chart is the amount of available appropriations at February 28, 2009 and the appropriations approved for FY 2010.



<b>Available Appropriations</b> as of 2/28/2009 <b>\$10.0 Million</b>	<b>Recommended FY 2010</b> <b>Capital Appropriations</b> <b>\$0.0 Million</b>	<b>Approved FY 2010</b> <b>Capital Appropriations</b> <b>\$0.0 Million</b>
---	---	--

Measurement of the FY 2010 Capital Project impact upon the annual operating budget after project completion is presented below as an addition to or reduction of cost.

Title	FY 2010 Capital Budget		Operating Budget Impact			Total
	Appropriations		Personnel Service Costs	Other Operating Costs	Debt Service Costs	
<b>COMMUNITY SERVICES</b>						
Bear Library	\$ 0		\$ 0	\$ 0	\$ 0	\$ 0
Southern Library	0		0	0	0	0
<b>TOTAL COMMUNITY SERVICES</b>	<b>\$ 0</b>		<b>\$ 0</b>	<b>\$ 0</b>	<b>\$ 0</b>	<b>\$ 0</b>

**Department of Public Safety**

The Department of Public Safety provides county law enforcement, emergency communications (911), emergency medical services, and emergency preparedness services to the residents of New Castle County. The following briefly describes the department’s functions and objectives in this year’s Capital Budget and Program.

The **New Castle County Police** represent the largest municipal **Law Enforcement** agency in the State of Delaware. Providing jurisdictional Police services to over 500,000 residents of New Castle County, they respond to all emergency and non-emergency calls for service in all unincorporated and some incorporated areas in New Castle County. In addition, the Division provides for law enforcement services to the Town of Middletown on a contractual basis. Capital Program objectives include:

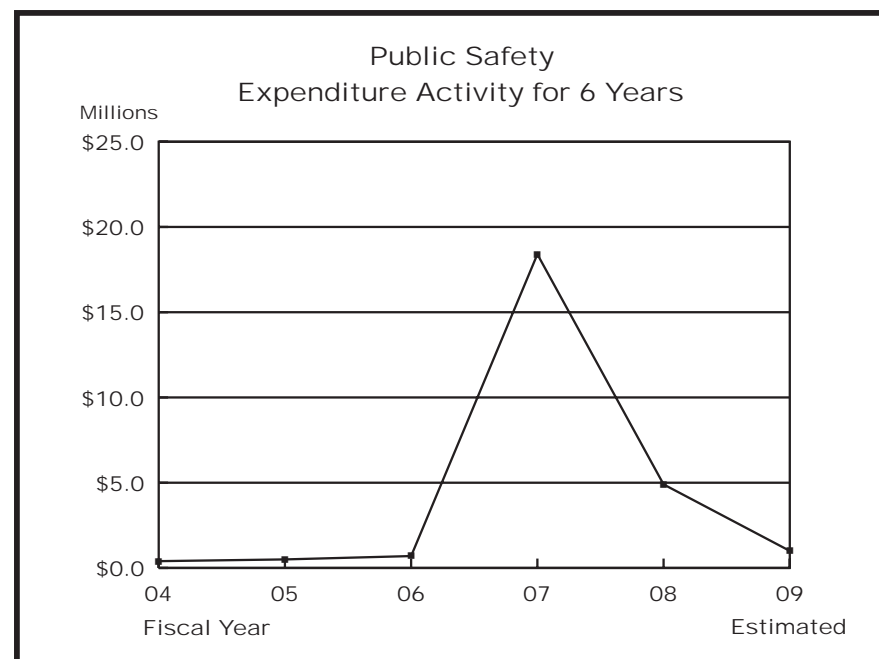
- **Law Enforcement Facilities** - Centralize facilities to coordinate the service needs of County residents by optimizing logistical placement of Police Officers.
- **Communications Improvements** - Protect the lives of police officers and residents through state-of-the-art equipment and technology.

The **Emergency Communications Division** serves as the vital link between the populace of New Castle County and all related requests for emergency police, fire, rescue and medical service. Additionally, the Emergency Communications Division assists in the dispatch of other municipal user groups and other incorporated municipal police agencies. Capital Program objectives include:

- **Communication Improvements** - Protection of County residents through state-of-the-art communications networks.

**Emergency Medical Services** provides for direct medical services to all life threatening and non-life threatening emergencies. The advanced life support units, working in conjunction with all volunteer fire companies, now provides for a program which establishes the best in initial medical observations and stabilization during medical situations.

The chart shown below is a six-year line-graph for the Department of Public Safety expenditures. Annotated below the chart is the amount of available appropriations at February 28, 2009 and the appropriations approved for FY 2010.



**Available Appropriations  
as of 2/28/2009  
\$4.1 Million**

**Recommended FY 2010  
Capital Appropriations  
(\$2.0 Million)**

**Approved FY 2010  
Capital Appropriations  
(\$2.0 Million)**

Department of Public Safety *(Continued)*

Measurement of the FY 2010 Capital Project impact upon the annual operating budget after project completion is presented below as an addition to or reduction of cost.

FY 2010 Capital Budget		Annual Operating Budget Impact			
Title	Appropriations	Personnel Service Costs	Other Operating Costs	Debt Service Costs	Total
<b>PUBLIC SAFETY</b>					
EMS Stations	(\$1,000,000)	\$ -	\$ -	(\$82,500)	(\$82,500)
Public Safety Facility	(1,000,000)	-	-	(82,500)	(82,500)
<b>Total Public Safety</b>	<b>(\$2,000,000)</b>	<b>\$ -</b>	<b>\$ -</b>	<b>(\$165,000)</b>	<b>(\$165,000)</b>



***EMS Vehicle and Equipment.***

**New Castle County Airport**

On June 30, 1995 New Castle County transferred operation and control of the New Castle County Airport to the Delaware River and Bay Authority (DRBA), vis-a-vis a 30-year lease agreement.

All capital improvements at the County Airport will be financed and managed by the DRBA.

A six-year expenditure activity graph is not presented here as New Castle County has not incurred capital expenditures after FY 1995.



New Castle County Airport



**Department of Administration**

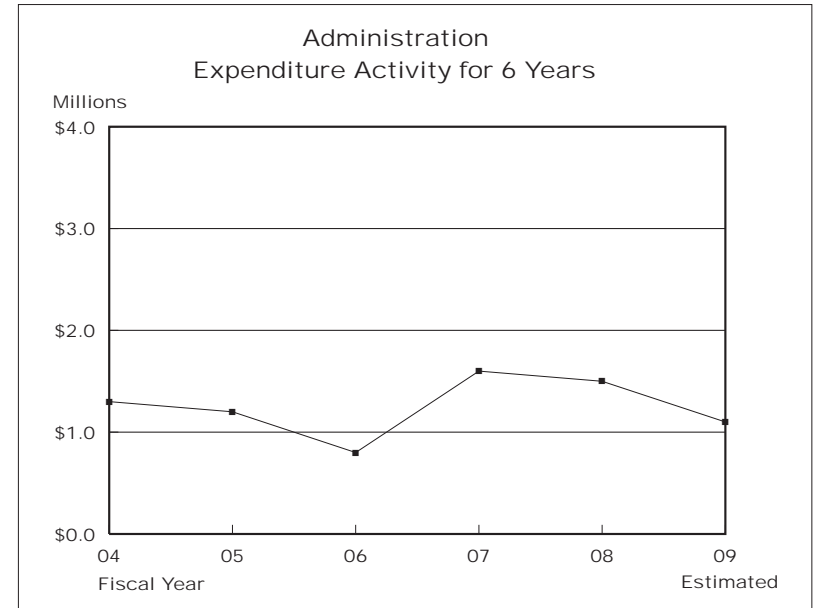
The Department of Administration provides support service to all County departments and offices. Centralized services provided by this department include:

- Finance
- Human Resources
- Law
- Information Systems
- Procurement
- Central Services (mail, printing, records management and storeroom)
- Customer Information and Assistance

Program objectives for FY 2010 and throughout the remainder of the program years are as follows:

- **Information Systems** - Provide a County-wide computer communications network and implement additional technical business solutions throughout the County.

The chart shown below is a six-year line-graph for the Department of Administration expenditures. Annotated below the chart is the amount of available appropriations at February 28, 2009 and the appropriations approved for FY 2010.



**Available Appropriations  
as of 2/28/2009  
\$1.3 Million**

**Recommended FY 2010  
Capital Appropriations  
\$1.7 Million**

**Approved FY 2010  
Capital Appropriations  
\$1.7 Million**

Department of Administration (Continued)

Measurement of the FY 2010 Capital Project impact upon the annual operating budget after project completion is presented below as an addition to or reduction of cost.

FY 2010 Capital Budget		Annual Operating Budget Impact			
Title	Appropriations	Personnel Service Costs	Other Operating Costs	Debt Service Costs	Total
<b>ADMINISTRATION</b>					
Information Systems Expansion	\$ 1,675,000	\$ 0	\$ 0	\$ 61,875	\$ 61,875 *
<b>Total Administration</b>	<b>\$ 1,675,000</b>	<b>\$ 0</b>	<b>\$ 0</b>	<b>\$ 61,875</b>	<b>\$ 61,875</b>

\* Part Tax Stabilization Reserve Account

**County Executive**

The County Executive section of the Capital Program is to provide contingency project funding to meet increased costs of an authorized project or other contingency criteria.

A six-year expenditure activity graph is not presented here since expenditure activity is recorded in the respective departments where the project is authorized. Annotated below is the amount of available appropriations at February 28, 2009 and the appropriations approved for FY 2010.

**Available Appropriations  
as of 2/28/2009  
\$1.5 Million**

**Recommended FY 2010  
Capital Appropriations  
\$0 Million**

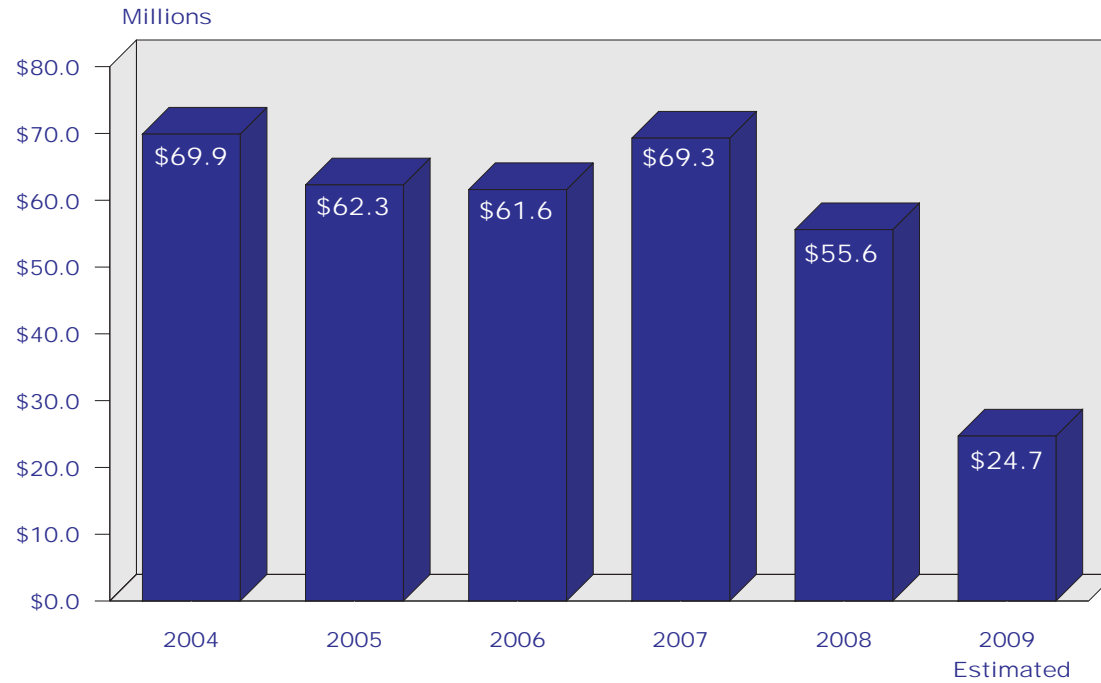
**Approved FY 2010  
Capital Appropriations  
\$0 Million**



Measurement of the FY 2010 Capital Project impact upon the annual operating budget after project completion is presented below as an addition to or reduction of cost.

FY 2010 Capital Budget		Annual Operating Budget Impact			
Title	Appropriations	Personnel Service Costs	Other Operating Costs	Debt Service Costs	Total
<b>COUNTY EXECUTIVE</b>					
Executive Capital Contingency	\$ 0	\$ 0	\$ 0	\$ 0	\$ 0
<b>Total County Executive</b>	<b>\$ 0</b>	<b>\$ 0</b>	<b>\$ 0</b>	<b>\$ 0</b>	<b>\$ 0</b>

## New Castle County Expenditure Activity for Six Years *By Program*



<b>Executive - Glenville</b>	15.0	0.0	0.0	0.0	0.0	0.0
<b>Sewer/Stormwater</b>	15.6	31.0	30.0	32.3	32.0	14.8
<b>Facilities/Equipment</b>	19.3	17.0	1.7	4.0	4.0	2.4
<b>Parks</b>	15.1	11.0	2.7	7.7	7.8	1.4
<b>Information Systems</b>	1.9	1.6	1.7	1.6	1.5	1.1
<b>Public Safety</b>	.4	.6	20.3	18.4	4.9	1.0
<b>Community Services</b>	2.6	1.1	5.2	5.3	5.4	4.0

---

**Schedule of Program  
Appropriation and Funding  
FY 2010 - 2015**

---

**NEW CASTLE COUNTY**  
**FY 2010**  
**CAPITAL BUDGET AND PROGRAM SUMMARY**

SUMMARY - APPROPRIATIONS AND FUN

(in thousands)

ALL CAPITAL PROJECTS

DEPARTMENT/SOURCE OF FUNDS	Prior Auth.	Avail. Balance 02/28/09	Obligated Amount 02/28/09	%	FISCAL YEAR						Bal. To Complete	Total Cost
					2010	2011	2012	2013	2014	2015		
<b>SPECIAL SERVICES</b>	\$445,351	\$161,816	\$283,535	64%	(\$1,388)	\$59,566	\$59,146	\$41,296	\$28,643	\$49,350	\$61,660	\$743,624
<b>COMMUNITY SERVICES</b>	27,021	10,087	16,934	63%	0	6,078	3,191	0	0	0	0	36,290
<b>PUBLIC SAFETY</b>	54,224	2,029	50,195	93%	(2,000)	0	1,750	0	0	0	0	53,974
<b>ADMINISTRATION</b>	20,191	1,274	18,917	94%	1,675	1,675	1,675	1,675	1,675	1,675	0	30,241
<b>COUNTY EXECUTIVE</b>	1,529	1,529	0	0%	0	0	0	0	0	0	0	1,529
	<b>\$548,316</b>	<b>\$176,735</b>	<b>\$369,581</b>	<b>67%</b>	<b>(\$1,713)</b>	<b>\$67,319</b>	<b>\$65,762</b>	<b>\$42,971</b>	<b>\$30,318</b>	<b>\$51,025</b>	<b>\$61,660</b>	<b>\$865,658</b>
<b>BONDS</b>	\$398,710	-	-	-	(\$838)	\$59,303	\$58,695	\$37,988	\$24,815	\$45,385	\$61,660	\$685,718
<b>FEDERAL</b>	3,125	-	-	-	0			0	0	0	0	3,125
<b>STATE</b>	22,005	-	-	-	0	2,735	1,651	0	0	0	0	26,391
<b>GENERAL FUND</b>	36,938	-	-	-	(875)	4,331	4,916	4,983	5,503	5,640	0	61,436
<b>IMPACT FEES</b>	4,573	-	-	-	0		0	0	0		0	4,573
<b>OTHER</b>	82,965	-	-	-	0	950	500	0	0	0	0	84,415
<b>TOTAL - PROJECT FUNDING</b>	<b>\$548,316</b>	<b>-</b>	<b>-</b>	<b>-</b>	<b>(\$1,713)</b>	<b>\$67,319</b>	<b>\$65,762</b>	<b>\$42,971</b>	<b>\$30,318</b>	<b>\$51,025</b>	<b>\$61,660</b>	<b>\$865,658</b>

---

**Program Schedules &  
Project Narratives**

---

---

**Department of Special Services**

---



**NEW CASTLE COUNTY  
CAPITAL PROGRAM**

FY 2010-2015  
(in thousands)

Department: Special Services  
Activity: Total  
Development Program:

Proj. No.	Project Information	Funding Source	Prior Auth.	Avail. Balance 02/28/2009	Obligated Amount 02/28/2009	%	FISCAL YEARS					Bal. To Complete	Total Cost	
							2010	2011	2012	2013	2014			2015
	<b>Special Services</b>	BONDS	320083	-	-	-	412	56160	55155	37238	24065	44635	61660	599408
		FEDERAL	1934	-	-	-								1934
		STATE	11340	-	-	-								11340
		OTHER	111994	-	-	-	-1800	3406	3991	4058	4578	4715		130942
	<b>DEPARTMENTAL TOTAL</b>	TOTAL	445351	161816	283535	74%	-1388	59566	59146	41296	28643	49350	61660	743624

**NEW CASTLE COUNTY  
CAPITAL PROGRAM**

FY 2010-2015  
(in thousands)

Department: Special Services  
Activity: Subtotals  
Development Program:

Proj. No.	Project Information	Funding Source	Prior Auth.	Avail. Balance 02/28/2009	Obligated Amount 02/28/2009	%	FISCAL YEARS					Bal. To Complete	Total Cost	
							2010	2011	2012	2013	2014			2015
	Facilities/Equipment	BONDS	12438	-	-	-	-2000	225	1825	50	2050	0	300	14888
	<b>Subtotal</b>	FEDERAL		-	-	-								
		STATE	105	-	-	-								105
		OTHER	26788	-	-	-	-1400	3406	3991	4058	4578	4715		46136
		<b>TOTAL</b>		39331	9893	29438	75%	-3400	3631	5816	4108	6628	4715	300
	Landfill	BONDS	900	-	-	-								900
	<b>Subtotal</b>	FEDERAL		-	-	-								
		STATE		-	-	-								
		OTHER		-	-	-								
		<b>TOTAL</b>		900	330	570	63%			0	0	0	0	

**NEW CASTLE COUNTY  
CAPITAL PROGRAM**

FY 2010-2015  
(in thousands)

Department: Special Services  
Activity: Subtotals  
Development Program:

Proj. No.	Project Information	Funding Source	Prior Auth.	Avail. Balance 02/28/2009	Obligated Amount 02/28/2009	%	FISCAL YEARS					Bal. To Complete	Total Cost	
							2010	2011	2012	2013	2014			2015
	Parks	BONDS	69025	-	-	-	-16703	3085	9045	8458	2125	1125	500	76660
	<b>Subtotal</b>	FEDERAL		-	-	-								
		STATE	2315	-	-	-								2315
		OTHER	5425	-	-	-	-400							5025
		<b>TOTAL</b>		76765	27194	49571	65%	-17103	3085	9045	8458	2125	1125	500
	Sewers	BONDS	225303	-	-	-	19115	52070	43505	27950	19710	43510	56360	487523
	<b>Subtotal</b>	FEDERAL		-	-	-								
		STATE	20	-	-	-								20
		OTHER	69716	-	-	-								69716
		<b>TOTAL</b>		295039	116585	178454	60%	19115	52070	43505	27950	19710	43510	56360
	Stormwater	BONDS	11017	-	-	-		780	780	780	180	0		13537
	<b>Subtotal</b>	FEDERAL	1934	-	-	-								1934
		STATE	9327	-	-	-								9327
		OTHER	10065	-	-	-								10065
		<b>TOTAL</b>		32343	7244	25099	78%	0	780	780	780	180	0	0

**NEW CASTLE COUNTY  
CAPITAL PROGRAM**

FY 2010-2015  
(in thousands)

Department: Special Services  
Activity: Facilities/Equipment  
Development Program: Miscellaneous Improvements

Proj. No.	Project Information	Funding Source	Prior Auth.	Avail. Balance 02/28/2009	Obligated Amount % 02/28/2009	FISCAL YEARS						Bal. To Complete	Total Cost	
						2010	2011	2012	2013	2014	2015			
<b>0230</b>	<b>Fleet Acquisitions</b>	BONDS		-	-	-								
	Description: Purchase of heavy equipment, off road equipment, and vehicles. Funds for these purchases will come from the General Fund.	FEDERAL		-	-	-								
		STATE		-	-	-								
		OTHER	26438	-	-	-	-1400	3406	3991	4058	4578	4715		45786
		<b>TOTAL</b>	<b>26438</b>	<b>4191</b>	<b>22247</b>	<b>84 %</b>	<b>-1400</b>	<b>3406</b>	<b>3991</b>	<b>4058</b>	<b>4578</b>	<b>4715</b>	<b>0</b>	<b>45786</b>
	Timing: Begin FY 2002.	Work Description through 2009: Purchases as needed.			Through 2010: Purchases as needed.			Balance 2011 to Completion: Purchases as needed.						
	All Council Districts													
<b>0401</b>	<b>Building Rehabilitation</b>	BONDS	3870	-	-	-	-2000				2000			3870
	Description: Capital improvements to County buildings as required.	FEDERAL		-	-	-								
		STATE		-	-	-								
		OTHER		-	-	-								
		<b>TOTAL</b>	<b>3870</b>	<b>3133</b>	<b>737</b>	<b>19 %</b>	<b>-2000</b>	<b>0</b>	<b>0</b>	<b>0</b>	<b>2000</b>	<b>0</b>	<b>0</b>	<b>3870</b>
	Timing: Begin FY 2004.	Work Description through 2009: Capital improvements as required.			Through 2010: Capital improvements as required.			Balance 2011 to Completion:						
	All Council Districts													
<b>0415</b>	<b>Energy Audit/Upgrade</b>	BONDS		-	-	-								
	Description: Professionally review energy usage patterns, efficiency of various elements of infrastructure.	FEDERAL		-	-	-								
		STATE		-	-	-								
		OTHER	100	-	-	-								100
		<b>TOTAL</b>	<b>100</b>	<b>41</b>	<b>59</b>	<b>59 %</b>	<b>0</b>	<b>0</b>	<b>0</b>	<b>0</b>	<b>0</b>	<b>0</b>	<b>0</b>	<b>100</b>
	Timing: Begin FY 2004.	Work Description through 2009: Design and implement.			Through 2010: Design and implement.			Balance 2011 to Completion: Design and implement.						
	All Council Districts													

**NEW CASTLE COUNTY  
CAPITAL PROGRAM**

FY 2010-2015  
(in thousands)

Department: Special Services  
Activity: Facilities/Equipment  
Development Program: Miscellaneous Improvements

Proj. No.	Project Information	Funding Source	Prior Auth.	Avail. Balance 02/28/2009	Obligated Amount % 02/28/2009	FISCAL YEARS						Bal. To Complete	Total Cost
						2010	2011	2012	2013	2014	2015		
<b>0703</b>	Government Center Roof Replacement	BONDS		-	-	-		1000					1000
	Description: Design and construction of new roofing and insulation for the Government Center.	FEDERAL		-	-	-							
		STATE		-	-	-							
		OTHER		-	-	-							
		<b>TOTAL</b>	<b>0</b>	<b>0</b>	<b>0</b>	<b>0%</b>	<b>0</b>	<b>0</b>	<b>1000</b>	<b>0</b>	<b>0</b>	<b>0</b>	<b>1000</b>
	Timing: FY2012.	Work Description through 2009:			Through 2010:			Balance 2011 to Completion: Design and construction.					
	Council District 7												
<b>0711</b>	Government Center Parking Lot	BONDS		-	-	-		600					600
	Description: Paving of the Government Center parking lot.	FEDERAL		-	-	-							
		STATE		-	-	-							
		OTHER		-	-	-							
		<b>TOTAL</b>	<b>0</b>	<b>0</b>	<b>0</b>	<b>0%</b>	<b>0</b>	<b>0</b>	<b>600</b>	<b>0</b>	<b>0</b>	<b>0</b>	<b>600</b>
	Timing: FY 2012.	Work Description through 2009:			Through 2010:			Balance 2011 to Completion: Paving of the parking lot.					
	Council District 7												
<b>8919</b>	Inspection of Tanks Environmental Control	BONDS	1696	-	-	-			25	25			1746
	Description: Inspection of tanks, replacing, retrofitting and monitoring.	FEDERAL		-	-	-							
		STATE		-	-	-							
		OTHER		-	-	-							
		<b>TOTAL</b>	<b>1696</b>	<b>94</b>	<b>1602</b>	<b>94%</b>	<b>0</b>	<b>0</b>	<b>0</b>	<b>25</b>	<b>25</b>	<b>0</b>	<b>1746</b>
	Timing: Specific projects as need is identified.	Work Description through 2009: As needed.			Through 2010: As needed.			Balance 2011 to Completion: As needed.					
	All Council Districts												

**NEW CASTLE COUNTY  
CAPITAL PROGRAM**

FY 2010-2015  
(in thousands)

Department: Special Services  
Activity: Facilities/Equipment  
Development Program: Miscellaneous Improvements

Proj. No.	Project Information	Funding Source	Prior Auth.	Avail. Balance 02/28/2009	Obligated Amount 02/28/2009	FISCAL YEARS						Bal. To Complete	Total Cost
						2010	2011	2012	2013	2014	2015		
9035	Hazardous Substances & Asbestos Abatement	BONDS	1172	-	-	-	25	25	25	25		1272	
	Description: Abatement and/or disposal of asbestos and other hazardous materials.	FEDERAL		-	-	-							
		STATE		-	-	-							
		OTHER	250	-	-	-						250	
		TOTAL		1422	27	1395	98%	0	25	25	25	25	0
Timing: As identified.	Work Description through 2009: As needed.				Through 2010: As needed.				Balance 2011 to Completion: As needed.				
	All Council Districts												
9808	General Paving	BONDS	1400	-	-	-	200	100				100	1800
	Description: Re-paving at various county locations including curbs, sidewalks, and drainage repairs.	FEDERAL		-	-	-							
		STATE	105	-	-	-							105
		OTHER		-	-	-							
		TOTAL		1505	674	831	55%	0	200	100	0	0	0
Timing: As required.	Work Description through 2009: Paving as required.				Through 2010: Paving as required.				Balance 2011 to Completion: Paving as required.				
	All Council Districts												
9909	General Roof Renovations	BONDS	800	-	-	-		100				200	1100
	Description: Project for major roof repairs at various facilities.	FEDERAL		-	-	-							
		STATE		-	-	-							
		OTHER		-	-	-							
		TOTAL		800	555	245	31%	0	0	100	0	0	0
Timing: As required.	Work Description through 2009: Renovations as required.				Through 2010: Renovations as required.				Balance 2011 to Completion: Renovations as required.				
	All Council Districts												

**NEW CASTLE COUNTY  
CAPITAL PROGRAM**

FY 2010-2015  
(in thousands)

Department: Special Services  
Activity: Facilities/Equipment  
Development Program: Miscellaneous Improvements

Proj. No.	Project Information	Funding Source	Prior Auth.	Avail. Balance 02/28/2009	Obligated Amount 02/28/2009	FISCAL YEARS						Bal. To Complete	Total Cost	
						2010	2011	2012	2013	2014	2015			
<b>9910</b>	Security	BONDS	3500	-	-	-								3500
	Description: Install upgraded integrated security systems at various county facilities.	FEDERAL		-	-	-								
		STATE		-	-	-								
		OTHER		-	-	-								
		<b>TOTAL</b>	<b>3500</b>	<b>1143</b>	<b>2357</b>	<b>67 %</b>	<b>0</b>	<b>0</b>	<b>0</b>	<b>0</b>	<b>0</b>	<b>0</b>	<b>0</b>	<b>3500</b>
	Timing: Begin FY 2000.	Work Description through 2009: Implement.				Through 2010: Implement.				Balance 2011 to Completion: Implement.				
	All Council Districts													

**NEW CASTLE COUNTY  
CAPITAL PROGRAM**

FY 2010-2015  
(in thousands)

Department: Special Services  
Activity: Landfill  
Development Program: Landfills (closed)

Proj. No.	Project Information	Funding Source	Prior Auth.	Avail. Balance 02/28/2009	Obligated Amount 02/28/2009	FISCAL YEARS						Bal. To Complete	Total Cost
						2010	2011	2012	2013	2014	2015		
<b>0126</b>	Army Creek Landfill Upgrade	BONDS	900	-	-	-							900
	Description: Various wells and additional equipment as required by EPA approved plan.	FEDERAL		-	-	-							
		STATE		-	-	-							
		OTHER		-	-	-							
		<b>TOTAL</b>	<b>900</b>	<b>330</b>	<b>570</b>	<b>63%</b>	<b>0</b>	<b>0</b>	<b>0</b>	<b>0</b>	<b>0</b>	<b>0</b>	<b>900</b>
	Timing: Begin FY 2001.	Work Description through 2009: As required.				Through 2010: As required.				Balance 2011 to Completion: As required.			
	Council District 12												



**NEW CASTLE COUNTY  
CAPITAL PROGRAM**

FY 2010-2015  
(in thousands)

Department: Special Services  
Activity: Parks  
Development Program: District Parks

Proj. No.	Project Information	Funding Source	Prior Auth.	Avail. Balance 02/28/2009	Obligated Amount % 02/28/2009	FISCAL YEARS						Bal. To Complete	Total Cost	
						2010	2011	2012	2013	2014	2015			
<b>0117</b>	District Park #5	BONDS	950	-	-	-		1000	1000	1000			3950	
	Description: Purchase of Harris/Grimm property and site work to develop a district park located in Red Lion.	FEDERAL		-	-	-								
		STATE		-	-	-								
		OTHER		-	-	-								
		<b>TOTAL</b>	<b>950</b>	<b>307</b>	<b>643</b>	<b>68 %</b>	<b>0</b>	<b>0</b>	<b>1000</b>	<b>1000</b>	<b>1000</b>	<b>0</b>	<b>0</b>	<b>3950</b>
	Timing: Begin FY 2001.	Work Description through 2009: Construction.			Through 2010: Construction.			Balance 2011 to Completion: Construction.						
	Council District 6													
<b>0331</b>	Parkland Acquisition	BONDS	14150	-	-	-	-8320		4000	4320			14150	
	Description: Parkland acquisition.	FEDERAL		-	-	-								
		STATE	541	-	-	-							541	
		OTHER	750	-	-	-							750	
		<b>TOTAL</b>	<b>15441</b>	<b>8320</b>	<b>7121</b>	<b>46 %</b>	<b>-8320</b>	<b>0</b>	<b>4000</b>	<b>4320</b>	<b>0</b>	<b>0</b>	<b>0</b>	<b>15441</b>
	Timing: FY 2003.	Work Description through 2009: Acquisition to be determined by Department of Special Services.			Through 2010: Acquisition to be determined by Department of Special Services.			Balance 2011 to Completion: Acquisition to be determined by Department of Special Services.						
	All Council Districts													

**NEW CASTLE COUNTY  
CAPITAL PROGRAM**

FY 2010-2015  
(in thousands)

Department: Special Services  
Activity: Parks  
Development Program: Game Court Improvements

Proj. No.	Project Information	Funding Source	Prior Auth.	Avail. Balance 02/28/2009	Obligated Amount 02/28/2009	FISCAL YEARS						Bal. To Complete	Total Cost
						2010	2011	2012	2013	2014	2015		
<b>0510</b>	<b>Game Court Improvements</b>	BONDS	450	-	-	-	125	125	125	125	125	0	1075
	Description: Improvements and renovations to existing tennis and basketball courts. Specific game court areas to be identified in year of authorization.	FEDERAL		-	-	-							
		STATE		-	-	-							
		OTHER		-	-	-							
		<b>TOTAL</b>	<b>450</b>	<b>0</b>	<b>450</b>	<b>100%</b>	<b>0</b>	<b>125</b>	<b>125</b>	<b>125</b>	<b>125</b>	<b>125</b>	<b>1075</b>
	Timing: FY 2005 - FY 2015.	Work Description through 2009: Design and construction improvements to courts.			Through 2010: Design and construction improvements to courts.			Balance 2011 to Completion: Design and construction improvements to courts.					
	All Council Districts												

**NEW CASTLE COUNTY  
CAPITAL PROGRAM**

FY 2010-2015  
(in thousands)

Department: Special Services  
Activity: Parks  
Development Program: General Parkland Improvements

Proj. No.	Project Information	Funding Source	Prior Auth.	Avail. Balance 02/28/2009	Obligated Amount 02/28/2009	FISCAL YEARS						Bal. To Complete	Total Cost
						2010	2011	2012	2013	2014	2015		
<b>0509</b>	General Parkland Improvements	BONDS	1000	-	-	-	250	250	250	250	250	0	2250
	Description: Development and renovations of parks and recreation facilities. Force account, construction materials, architectural services and other authorized park improvements.	FEDERAL		-	-	-							
		STATE	410	-	-	-							410
		OTHER		-	-	-							
		<b>TOTAL</b>	<b>1410</b>	<b>623</b>	<b>787</b>	<b>56%</b>	<b>0</b>	<b>250</b>	<b>250</b>	<b>250</b>	<b>250</b>	<b>250</b>	<b>2660</b>
	Timing: FY 2005 - FY 2015.	Work Description through 2009: Neighborhood park renovations and other authorized park improvements.			Through 2010: Neighborhood park renovations and other authorized park improvements.			Balance 2011 to Completion: Neighborhood park renovations and other authorized park improvements.					
	All Council Districts												

**NEW CASTLE COUNTY  
CAPITAL PROGRAM**

FY 2010-2015  
(in thousands)

Department: Special Services  
Activity: Parks  
Development Program: Greenway Trails

Proj. No.	Project Information	Funding Source	Prior Auth.	Avail. Balance 02/28/2009	Obligated Amount 02/28/2009	FISCAL YEARS						Bal. To Complete	Total Cost
						2010	2011	2012	2013	2014	2015		
<b>0515</b>	<b>Greenway Systems</b>	BONDS	1500	-	-	-	500	500	500	500	500	500	4500
	Description: Cross County pathway connector system for walking and biking.	FEDERAL		-	-	-							
		STATE	709	-	-	-							709
		OTHER		-	-	-							
		<b>TOTAL</b>	<b>2209</b>	<b>2016</b>	<b>193</b>	<b>9%</b>	<b>0</b>	<b>500</b>	<b>500</b>	<b>500</b>	<b>500</b>	<b>500</b>	<b>5209</b>
	Timing: Begin FY 2005.	Work Description through 2009: Construction.			Through 2010: Construction.			Balance 2011 to Completion: Construction.					
	All Council Districts												

**NEW CASTLE COUNTY  
CAPITAL PROGRAM**

FY 2010-2015  
(in thousands)

Department: Special Services  
Activity: Parks  
Development Program: Maintenance Base Operations

Proj. No.	Project Information	Funding Source	Prior Auth.	Avail. Balance 02/28/2009	Obligated Amount 02/28/2009	FISCAL YEARS						Bal. To Complete	Total Cost
						2010	2011	2012	2013	2014	2015		
<b>9809</b>	Maintenance Base Renovations	BONDS	890	-	-	-	-660		330	330			890
	Description: Construct new office and storage facilities and renovations as required.	FEDERAL		-	-	-							
		STATE		-	-	-							
		OTHER		-	-	-							
		<b>TOTAL</b>	<b>890</b>	<b>660</b>	<b>230</b>	<b>26 %</b>	<b>-660</b>	<b>0</b>	<b>330</b>	<b>330</b>	<b>0</b>	<b>0</b>	<b>890</b>
	Timing: FY 1999 - FY 2010.	Work Description through 2009: Renovations as required.				Through 2010: Complete renovations.				Balance 2011 to Completion:			
	All Council Districts												

**NEW CASTLE COUNTY  
CAPITAL PROGRAM**

FY 2010-2015  
(in thousands)

Department: Special Services  
Activity: Parks  
Development Program: Miscellaneous

Proj. No.	Project Information	Funding Source	Prior Auth.	Avail. Balance 02/28/2009	Obligated Amount 02/28/2009	FISCAL YEARS						Bal. To Complete	Total Cost
						2010	2011	2012	2013	2014	2015		
0121	Sports Lighting	BONDS	1050	-	-	-							1050
	Description: Lighting of existing sports fields.	FEDERAL		-	-	-							
		STATE			-	-	-						
		OTHER			-	-	-						
		TOTAL	1050	301	749	71%	0	0	0	0	0	0	1050
	Timing: FY 2001 - FY 2011.	Work Description through 2009: Lighting installation as approved.			Through 2010: Lighting installation as approved.			Balance 2011 to Completion: Lighting installation as approved.					
	All Council Districts												
0516	Skate Parks	BONDS	300	-	-	-							300
	Description: Construction of skate parks.	FEDERAL		-	-	-							
		STATE	200	-	-	-							200
		OTHER		-	-	-							
		TOTAL	500	498	2	0%	0	0	0	0	0	0	500
	Timing: FY 2005.	Work Description through 2009: Construction as approved.			Through 2010: Construction as approved.			Balance 2011 to Completion: Construction as approved.					
	All Council Districts												
9815	Pavilion Renovations	BONDS	189	-	-	-	-107		107				189
	Description: Renovations of pavilions at various parks.	FEDERAL		-	-	-							
		STATE		-	-	-							
		OTHER		-	-	-							
		TOTAL	189	107	82	43%	-107	0	107	0	0	0	189
	Timing: FY 1999 - FY 2011.	Work Description through 2009: Renovations to selected pavilions.			Through 2010: Renovations to selected pavilions.			Balance 2011 to Completion: Renovations to selected pavilions.					
	All Council Districts												

**NEW CASTLE COUNTY  
CAPITAL PROGRAM**

FY 2010-2015  
(in thousands)

Department: Special Services  
Activity: Parks  
Development Program: Play Area Improvements

Proj. No.	Project Information	Funding Source	Prior Auth.	Avail. Balance 02/28/2009	Obligated Amount 02/28/2009	FISCAL YEARS						Bal. To Complete	Total Cost	
						2010	2011	2012	2013	2014	2015			
<b>0508</b>	Play Area Improvements	BONDS	1366	-	-	-	250	250	250	250	250		2616	
	Description: Installation of play equipment in various parks as required.	FEDERAL		-	-	-								
		STATE	215	-	-	-							215	
		OTHER		-	-	-								
		<b>TOTAL</b>	<b>1581</b>	<b>49</b>	<b>1532</b>	<b>97 %</b>	<b>0</b>	<b>250</b>	<b>250</b>	<b>250</b>	<b>250</b>	<b>250</b>	<b>0</b>	<b>2831</b>
	Timing: FY 2005 - FY 2015.	Work Description through 2009: Design and install play structures as approved.				Through 2010: Design and install play structures as approved.				Balance 2011 to Completion: Design and install play structures as approved.				
	All Council Districts													

**NEW CASTLE COUNTY  
CAPITAL PROGRAM**

FY 2010-2015  
(in thousands)

Department: Special Services  
Activity: Parks  
Development Program: Regional Parks

Proj. No.	Project Information	Funding Source	Prior Auth.	Avail. Balance 02/28/2009	Obligated Amount 02/28/2009	FISCAL YEARS						Bal. To Complete	Total Cost	
						2010	2011	2012	2013	2014	2015			
<b>0115</b>	Brandywine Springs Park Rehabilitation	BONDS	650	-	-	-								650
	Description: Lake Washington renovation, restoration of historic bridge abutment and pedestrian bridge.	FEDERAL		-	-	-								
		STATE	100	-	-	-								100
		OTHER		-	-	-								
		<b>TOTAL</b>	<b>750</b>	<b>583</b>	<b>167</b>	<b>22%</b>	<b>0</b>	<b>0</b>	<b>0</b>	<b>0</b>	<b>0</b>	<b>0</b>	<b>0</b>	<b>750</b>
	Timing: Begin FY 2001.	Work Description through 2009: Construction.			Through 2010: Construction.			Balance 2011 to Completion: Construction.						
	Council District 9													
<b>0330</b>	Land Acquisition	BONDS	15000	-	-	-	-3000							12000
	Description: Funding for farmland preservation and open space initiatives.	FEDERAL		-	-	-								
		STATE		-	-	-								
		OTHER		-	-	-								
		<b>TOTAL</b>	<b>15000</b>	<b>4834</b>	<b>10166</b>	<b>68%</b>	<b>-3000</b>	<b>0</b>	<b>0</b>	<b>0</b>	<b>0</b>	<b>0</b>	<b>0</b>	<b>12000</b>
	Timing: FY 2003 - FY 2015.	Work Description through 2009: Funding for farmland preservation and open space initiatives.			Through 2010: Funding for farmland preservation and open space initiatives.			Balance 2011 to Completion: Funding for farmland preservation and open space initiatives.						
	All Council Districts													
<b>0333</b>	Iron Hill Park	BONDS	400	-	-	-								400
	Description: Develop a master plan.	FEDERAL		-	-	-								
		STATE	55	-	-	-								55
		OTHER	1000	-	-	-	-400							600
		<b>TOTAL</b>	<b>1455</b>	<b>837</b>	<b>618</b>	<b>42%</b>	<b>-400</b>	<b>0</b>	<b>0</b>	<b>0</b>	<b>0</b>	<b>0</b>	<b>0</b>	<b>1055</b>
	Timing: FY 2003.	Work Description through 2009: Construction.			Through 2010: Construction.			Balance 2011 to Completion: Complete.						
	Council District 5													



**NEW CASTLE COUNTY  
CAPITAL PROGRAM**

FY 2010-2015  
(in thousands)

Department: Special Services  
Activity: Parks  
Development Program: Regional Parks

Proj. No.	Project Information	Funding Source	Prior Auth.	Avail. Balance 02/28/2009	Obligated Amount 02/28/2009	FISCAL YEARS						Bal. To Complete	Total Cost	
						2010	2011	2012	2013	2014	2015			
<b>0334</b>	Southern Regional Park	BONDS	2800	-	-	-	-2300		1000	1000			2500	
	Description: Development of a Southern Regional Park.	FEDERAL		-	-	-								
		STATE		-	-	-								
		OTHER	500	-	-	-							500	
		<b>TOTAL</b>	<b>3300</b>	<b>3238</b>	<b>62</b>	<b>2%</b>	<b>-2300</b>	<b>0</b>	<b>1000</b>	<b>1000</b>	<b>0</b>	<b>0</b>	<b>0</b>	<b>3000</b>
	Timing: FY 2008 through FY 2015.	Work Description through 2009: Design.			Through 2010: Construction.			Balance 2011 to Completion: Construction.						
	Council District 6,12													
<b>0608</b>	Delcastle Competition Quad	BONDS	800	-	-	-	-150						650	
	Description: Renovate and re-light competition ballfield quad complex to 300 foot fields.	FEDERAL		-	-	-								
		STATE		-	-	-								
		OTHER		-	-	-								
		<b>TOTAL</b>	<b>800</b>	<b>512</b>	<b>288</b>	<b>36%</b>	<b>-150</b>	<b>0</b>	<b>0</b>	<b>0</b>	<b>0</b>	<b>0</b>	<b>650</b>	
	Timing: FY2006.	Work Description through 2009: Construction.			Through 2010: Construction.			Balance 2011 to Completion: Construction.						
	Council District 9													
<b>0609</b>	Delcastle Parking Renovations	BONDS	1200	-	-	-	-800		800				1200	
	Description: Planned phased renovations of sidewalks, curbing, parking surfaces, etc.	FEDERAL		-	-	-								
		STATE		-	-	-								
		OTHER		-	-	-								
		<b>TOTAL</b>	<b>1200</b>	<b>827</b>	<b>373</b>	<b>31%</b>	<b>-800</b>	<b>0</b>	<b>800</b>	<b>0</b>	<b>0</b>	<b>0</b>	<b>1200</b>	
	Timing: FY2006 through FY2012.	Work Description through 2009: Construction.			Through 2010: Construction.			Balance 2011 to Completion: Construction.						
	Council District 9													

**NEW CASTLE COUNTY  
CAPITAL PROGRAM**

FY 2010-2015  
(in thousands)

Department: Special Services  
Activity: Parks  
Development Program: Regional Parks

Proj. No.	Project Information	Funding Source	Prior Auth.	Avail. Balance 02/28/2009	Obligated Amount 02/28/2009	FISCAL YEARS						Bal. To Complete	Total Cost
						2010	2011	2012	2013	2014	2015		
<b>0704</b>	Soccer Fields Sports Turf	BONDS	1400	-	-	-	-1366		683	683			1400
	Description: Installation of synthetic turf on two soccer fields.	FEDERAL		-	-	-							
		STATE		-	-	-							
		OTHER		-	-	-							
		<b>TOTAL</b>	<b>1400</b>	<b>1366</b>	<b>34</b>	<b>2%</b>	<b>-1366</b>	<b>0</b>	<b>683</b>	<b>683</b>	<b>0</b>	<b>0</b>	<b>1400</b>
	Timing: FY2007 through FY2012.	Work Description through 2009: Design.			Through 2010: Construction.			Balance 2011 to Completion:					
	Council District 1												
<b>9715</b>	Middle Run Valley	BONDS	1100	-	-	-							1100
	Description: Development and improvements to the Middle Run Valley Natural Area property.	FEDERAL		-	-	-							
		STATE		-	-	-							
		OTHER		-	-	-							
		<b>TOTAL</b>	<b>1100</b>	<b>448</b>	<b>652</b>	<b>59%</b>	<b>0</b>	<b>0</b>	<b>0</b>	<b>0</b>	<b>0</b>	<b>0</b>	<b>1100</b>
	Timing: Began FY 1997.	Work Description through 2009: Continue with improvements and new developments.			Through 2010: Continue with improvements and new developments.			Balance 2011 to Completion: Continue with improvements and new developments.					
	Council District 3,9												
<b>9916</b>	Glasgow Regional Park	BONDS	23830	-	-	-		1960					25790
	Description: Development of a regional park facility in the Glasgow area.	FEDERAL		-	-	-							
		STATE	85	-	-	-							85
		OTHER	3175	-	-	-							3175
		<b>TOTAL</b>	<b>27090</b>	<b>1668</b>	<b>25422</b>	<b>94%</b>	<b>0</b>	<b>1960</b>	<b>0</b>	<b>0</b>	<b>0</b>	<b>0</b>	<b>29050</b>
	Timing: FY 2003.	Work Description through 2009: Construction.			Through 2010: Construction.			Balance 2011 to Completion: Construction.					
	Council District 11												

**NEW CASTLE COUNTY  
CAPITAL PROGRAM**

FY 2010-2015  
(in thousands)

Department: Special Services  
Activity: Sewers  
Development Program: Interceptors

Proj. No.	Project Information	Funding Source	Prior Auth.	Avail. Balance 02/28/2009	Obligated Amount % 02/28/2009	FISCAL YEARS						Bal. To Complete	Total Cost
						2010	2011	2012	2013	2014	2015		
<b>0323</b>	Mill Creek Interceptor Relief	BONDS	2300	-	-	-						4000	6300
	Description: Place 4,900 lf of 24" relief sewer along Mill Creek between Limestone Rd. and Stoney Batter Road.	FEDERAL		-	-	-							
		STATE		-	-	-							
		OTHER		-	-	-							
		TOTAL		2300	1631	669	29%	0	0	0	0	0	0
	Timing: Initiate FY 2003.  Council District 3,9	Work Description through 2009: Construction.			Through 2010: Construction.			Balance 2011 to Completion: Complete construction.					
<b>0419</b>	South Delaware Interceptor	BONDS	100	-	-	-							100
	Description: Evaluation, analysis and design to existing 24" interceptor to divert flows to the South Christiana Interceptor.	FEDERAL		-	-	-							
		STATE		-	-	-							
		OTHER		-	-	-							
		TOTAL		100	88	12	12%	0	0	0	0	0	0
	Timing: Begin FY 2004.  Council District 12	Work Description through 2009: Construction.			Through 2010: Complete construction.			Balance 2011 to Completion:					
<b>0420</b>	Old State Rd Interceptor	BONDS	200	-	-	-	250	1000	500				1950
	Description: Evaluation, analysis and design of the sewer system at the confluence of the Old State Road and State Road Interceptor.	FEDERAL		-	-	-							
		STATE		-	-	-							
		OTHER		-	-	-							
		TOTAL		200	166	34	17%	250	1000	500	0	0	0
	Timing: Begin FY 2004.  Council District 12	Work Description through 2009: Construction.			Through 2010: Construction.			Balance 2011 to Completion: Construction.					

**NEW CASTLE COUNTY  
CAPITAL PROGRAM**

FY 2010-2015  
(in thousands)

Department: Special Services  
Activity: Sewers  
Development Program: Interceptors

Proj. No.	Project Information	Funding Source	Prior Auth.	Avail. Balance 02/28/2009	Obligated Amount % 02/28/2009	FISCAL YEARS						Bal. To Complete	Total Cost	
						2010	2011	2012	2013	2014	2015			
<b>0610</b>	<b>Boxwood Rd Sanitary Sewer Improvements</b>	BONDS	1600	-	-	-								1600
	Description: Hydraulic analysis, metering, field investigation and design of sewer improvements to sanitary sewer located in the vicinity of the Little Mill Creek Interceptor near Boxwood Road.	FEDERAL		-	-	-								
		STATE		-	-	-								
		OTHER		-	-	-								
		<b>TOTAL</b>	<b>1600</b>	<b>1572</b>	<b>28</b>	<b>2%</b>	<b>0</b>	<b>0</b>	<b>0</b>	<b>0</b>	<b>0</b>	<b>0</b>	<b>0</b>	<b>1600</b>
	Timing: FY 2007 through FY 2011.	Work Description through 2009: Construction.			Through 2010: Construction.			Balance 2011 to Completion: Complete construction.						
	Council District 1													
<b>0611</b>	<b>South Christiana Interceptor Analysis</b>	BONDS	500	-	-	-	500	500						1500
	Description: Planning metering, field work and analysis of South Christiana Sewer Interceptor.	FEDERAL		-	-	-								
		STATE		-	-	-								
		OTHER		-	-	-								
		<b>TOTAL</b>	<b>500</b>	<b>112</b>	<b>388</b>	<b>78%</b>	<b>500</b>	<b>500</b>	<b>0</b>	<b>0</b>	<b>0</b>	<b>0</b>	<b>0</b>	<b>1500</b>
	Timing: Begin FY 2010.	Work Description through 2009:			Through 2010: Planning, metering and analysis.			Balance 2011 to Completion: Construction.						
	Council District 6,7,11,12													
<b>0620</b>	<b>Belltown Sanitary Sewer Upgrade</b>	BONDS	700	-	-	-								700
	Description: Design and construction to upgrade approximately 3,000 lf of existing 8" sanitary sewer from Marabou Meadows and Paul Hodgson Vo Tech High School.	FEDERAL		-	-	-								
		STATE		-	-	-								
		OTHER		-	-	-								
		<b>TOTAL</b>	<b>700</b>	<b>679</b>	<b>21</b>	<b>3%</b>	<b>0</b>	<b>0</b>	<b>0</b>	<b>0</b>	<b>0</b>	<b>0</b>	<b>0</b>	<b>700</b>
	Timing: FY 2008.	Work Description through 2009: Construction.			Through 2010: Complete construction.			Balance 2011 to Completion:						
	Council District 6,12													

**NEW CASTLE COUNTY  
CAPITAL PROGRAM**

FY 2010-2015  
(in thousands)

Department: Special Services  
Activity: Sewers  
Development Program: Interceptors

Proj. No.	Project Information	Funding Source	Prior Auth.	Avail. Balance 02/28/2009	Obligated Amount % 02/28/2009	FISCAL YEARS						Bal. To Complete	Total Cost	
						2010	2011	2012	2013	2014	2015			
<b>0903</b>	<b>State Road Interceptor</b>	BONDS	200	-	-	-	800							1000
	Description: Upgrade of approximately 1,000 lf of 24" diameter sanitary sewer located upstream of the State Road pump station in the vicinity of Routes 13 and 40.	FEDERAL		-	-	-								
		STATE		-	-	-								
		OTHER		-	-	-								
		<b>TOTAL</b>	<b>200</b>	<b>199</b>	<b>1</b>	<b>1%</b>	<b>800</b>	<b>0</b>	<b>0</b>	<b>0</b>	<b>0</b>	<b>0</b>	<b>0</b>	<b>1000</b>
	Timing: FY 2009 - FY 2011	Work Description through 2009: Complete development of construction plans and specifications.			Through 2010: Complete development of construction plans and specifications.			Balance 2011 to Completion: Complete construction.						
	Council District 12													
<b>1003</b>	<b>Fieldstone Crossing Interceptor</b>	BONDS		-	-	-	600							600
	Description: Upgrade approximately 2,000 lf of 8" sanitary sewer improvements to the Fieldstone Crossing outfall.	FEDERAL		-	-	-								
		STATE		-	-	-								
		OTHER		-	-	-								
		<b>TOTAL</b>	<b>0</b>	<b>0</b>	<b>0</b>	<b>0%</b>	<b>600</b>	<b>0</b>	<b>0</b>	<b>0</b>	<b>0</b>	<b>0</b>	<b>0</b>	<b>600</b>
	Timing: FY 2010.	Work Description through 2009:			Through 2010: Construction.			Balance 2011 to Completion:						
	Council District 12													
<b>1004</b>	<b>Kirkwood Trunk Line Interceptor</b>	BONDS		-	-	-		100	2300					2400
	Description: Design and construction of approximately 4,000 lf of sanitary sewer improvements to the Kirkwood Trunk Line.	FEDERAL		-	-	-								
		STATE		-	-	-								
		OTHER		-	-	-								
		<b>TOTAL</b>	<b>0</b>	<b>0</b>	<b>0</b>	<b>0%</b>	<b>0</b>	<b>100</b>	<b>2300</b>	<b>0</b>	<b>0</b>	<b>0</b>	<b>0</b>	<b>2400</b>
	Timing: Begin FY 2011.	Work Description through 2009:			Through 2010:			Balance 2011 to Completion: Construction.						
	Council District 12													

**NEW CASTLE COUNTY  
CAPITAL PROGRAM**

FY 2010-2015  
(in thousands)

Department: Special Services  
Activity: Sewers  
Development Program: Interceptors

Proj. No.	Project Information	Funding Source	Prior Auth.	Avail. Balance 02/28/2009	Obligated Amount 02/28/2009	FISCAL YEARS						Bal. To Complete	Total Cost
						2010	2011	2012	2013	2014	2015		
<b>9604</b>	Hyde Run Relief	BONDS	7528	-	-	-							7528
	Description: Relief sewer construction to alleviate identified system construction points.	FEDERAL		-	-	-							
		STATE		-	-	-							
		OTHER	100	-	-	-							100
		<b>TOTAL</b>	<b>7628</b>	<b>5335</b>	<b>2293</b>	<b>30%</b>	<b>0</b>	<b>0</b>	<b>0</b>	<b>0</b>	<b>0</b>	<b>0</b>	<b>7628</b>
	Timing: FY 2001 - FY 2011.	Work Description through 2009: Construction.				Through 2010: Construction.				Balance 2011 to Completion: Complete construction.			
	Council District 3,9												

**NEW CASTLE COUNTY  
CAPITAL PROGRAM**

FY 2010-2015  
(in thousands)

Department: Special Services  
Activity: Sewers  
Development Program: Local Sewers

Proj. No.	Project Information	Funding Source	Prior Auth.	Avail. Balance 02/28/2009	Obligated Amount % 02/28/2009	FISCAL YEARS						Bal. To Complete	Total Cost	
						2010	2011	2012	2013	2014	2015			
<b>0101</b>	<b>Backwater Valve Improvement</b>	BONDS	1100	-	-	-	100	100	100				1400	
	Description: To install backwater valves in flood prone areas to prevent sewage back-ups during wet weather periods.	FEDERAL		-	-	-								
		STATE		-	-	-								
		OTHER		-	-	-								
		<b>TOTAL</b>	<b>1100</b>	<b>198</b>	<b>902</b>	<b>82 %</b>	<b>0</b>	<b>100</b>	<b>100</b>	<b>100</b>	<b>0</b>	<b>0</b>	<b>0</b>	<b>1400</b>
	Timing: Begin FY 2001.	Work Description through 2009: Construction (installation).			Through 2010: Construction (installation).			Balance 2011 to Completion: Construction (installation).						
	All Council Districts													
<b>0213</b>	<b>Bridleshire Farms Septic Elimination</b>	BONDS	3100	-	-	-	400						3500	
	Description: Local sewer system to service 56 lots in the community of Bridleshire Farms.	FEDERAL		-	-	-								
		STATE		-	-	-								
		OTHER		-	-	-								
		<b>TOTAL</b>	<b>3100</b>	<b>1865</b>	<b>1235</b>	<b>40 %</b>	<b>400</b>	<b>0</b>	<b>0</b>	<b>0</b>	<b>0</b>	<b>0</b>	<b>0</b>	<b>3500</b>
	Timing: Begin FY 2002.	Work Description through 2009: Construction.			Through 2010: Complete construction.			Balance 2011 to Completion:						
	Council District 3													

**NEW CASTLE COUNTY  
CAPITAL PROGRAM**

FY 2010-2015  
(in thousands)

Department: Special Services  
Activity: Sewers  
Development Program: Miscellaneous

Proj. No.	Project Information	Funding Source	Prior Auth.	Avail. Balance 02/28/2009	Obligated Amount % 02/28/2009	FISCAL YEARS						Bal. To Complete	Total Cost	
						2010	2011	2012	2013	2014	2015			
<b>0433</b>	<b>Mobile Radio System Upgrade</b>	BONDS	900	-	-	-								900
	Description: Upgrades are needed to the two-way radio system equipment in order to utilize the State's sites. Numerous blackout or non-response areas are experienced.	FEDERAL		-	-	-								
		STATE		-	-	-								
		OTHER		-	-	-								
		<b>TOTAL</b>	<b>900</b>	<b>107</b>	<b>793</b>	<b>88 %</b>	<b>0</b>	<b>0</b>	<b>0</b>	<b>0</b>	<b>0</b>	<b>0</b>	<b>0</b>	<b>900</b>
	Timing: Begin FY 2004.	Work Description through 2009: Upgrade.			Through 2010: Upgrade.			Balance 2011 to Completion:						
	All Council Districts													
<b>0622</b>	<b>General Sewer Improvements</b>	BONDS	610	-	-	-	340	350	360	370	380	390		2800
	Description: Force account for major capital improvements, design, review and inspections.	FEDERAL		-	-	-								
		STATE		-	-	-								
		OTHER		-	-	-								
		<b>TOTAL</b>	<b>610</b>	<b>3</b>	<b>607</b>	<b>100 %</b>	<b>340</b>	<b>350</b>	<b>360</b>	<b>370</b>	<b>380</b>	<b>390</b>	<b>0</b>	<b>2800</b>
	Timing: Begin FY 2006.	Work Description through 2009: Inspections, design and improvements.			Through 2010: Inspections, design and improvements.			Balance 2011 to Completion: Inspections, design and improvements.						
	All Council Districts													



**NEW CASTLE COUNTY  
CAPITAL PROGRAM**

FY 2010-2015  
(in thousands)

Department: Special Services  
Activity: Sewers  
Development Program: Pump Stations

Proj. No.	Project Information	Funding Source	Prior Auth.	Avail. Balance 02/28/2009	Obligated Amount 02/28/2009	FISCAL YEARS						Bal. To Complete	Total Cost	
						2010	2011	2012	2013	2014	2015			
<b>0002</b>	White Clay Creek P/S Rehabilitation	BONDS	3350	-	-	-								3350
	Description: Installation of 5th pump, waterproofing and rehabilitation of electrical/mechanical systems.	FEDERAL		-	-	-								
		STATE		-	-	-								
		OTHER		-	-	-								
		<b>TOTAL</b>	<b>3350</b>	<b>1327</b>	<b>2023</b>	<b>60%</b>	<b>0</b>	<b>0</b>	<b>0</b>	<b>0</b>	<b>0</b>	<b>0</b>	<b>0</b>	<b>3350</b>
	Timing: Began FY 2000.	Work Description through 2009: Construction.				Through 2010: Construction.				Balance 2011 to Completion:				
	Council District 1													
<b>0006</b>	Pump Station Meters	BONDS	461	-	-	-								461
	Description: Upgrade flow meters at major pump stations.	FEDERAL		-	-	-								
		STATE		-	-	-								
		OTHER		-	-	-								
		<b>TOTAL</b>	<b>461</b>	<b>141</b>	<b>320</b>	<b>69%</b>	<b>0</b>	<b>0</b>	<b>0</b>	<b>0</b>	<b>0</b>	<b>0</b>	<b>0</b>	<b>461</b>
	Timing: Begin FY 2000.	Work Description through 2009: Replacement.				Through 2010: Complete replacements.				Balance 2011 to Completion:				
	All Council Districts													
<b>0106</b>	Pump Station Rehabilitation	BONDS	3150	-	-	-	500	800	800					5250
	Description: Pump station rehabilitation including electricity, controls, pumps, infrastructure and buildings.	FEDERAL		-	-	-								
		STATE		-	-	-								
		OTHER	86	-	-	-								86
		<b>TOTAL</b>	<b>3236</b>	<b>926</b>	<b>2310</b>	<b>71%</b>	<b>500</b>	<b>800</b>	<b>800</b>	<b>0</b>	<b>0</b>	<b>0</b>	<b>0</b>	<b>5336</b>
	Timing: Initiate FY 2001.	Work Description through 2009: Construction.				Through 2010: Construction.				Balance 2011 to Completion: Construction.				
	All Council Districts													

**NEW CASTLE COUNTY  
CAPITAL PROGRAM**

FY 2010-2015  
(in thousands)

Department: Special Services  
Activity: Sewers  
Development Program: Pump Stations

Proj. No.	Project Information	Funding Source	Prior Auth.	Avail. Balance 02/28/2009	Obligated Amount % 02/28/2009	FISCAL YEARS						Bal. To Complete	Total Cost	
						2010	2011	2012	2013	2014	2015			
0215	Naamans Pump Station Upgrade	BONDS	1000	-	-	-								1000
	Description: Installation of pumps and complete electrical upgrade.	FEDERAL		-	-	-								
		STATE		-	-	-								
		OTHER	200	-	-	-								200
		TOTAL		1200	812	388	32%	0	0	0	0	0	0	0
Timing: Initiate FY 2002.  Council District 8	Work Description through 2009: Construction.				Through 2010: Complete construction.				Balance 2011 to Completion:					
0216	Buttonwood Pump Station Upgrade	BONDS	1000	-	-	-								1000
	Description: Installation of pumps and associated mechanical/electrical upgrades.	FEDERAL		-	-	-								
		STATE		-	-	-								
		OTHER		-	-	-								
		TOTAL		1000	423	577	58%	0	0	0	0	0	0	0
Timing: FY 2002 - FY 2010.  Council District 12	Work Description through 2009: Construction.				Through 2010: Complete Construction.				Balance 2011 to Completion:					
0217	Terminal Ave Pump Station Upgrade	BONDS	1200	-	-	-								1200
	Description: Installation of pumps and complete electrical upgrades.	FEDERAL		-	-	-								
		STATE		-	-	-								
		OTHER	150	-	-	-								150
		TOTAL		1350	401	949	70%	0	0	0	0	0	0	0
Timing: Initiate FY 2002.  Council District 10	Work Description through 2009: Construction.				Through 2010: Complete construction.				Balance 2011 to Completion:					

**NEW CASTLE COUNTY  
CAPITAL PROGRAM**

FY 2010-2015  
(in thousands)

Department: Special Services  
Activity: Sewers  
Development Program: Pump Stations

Proj. No.	Project Information	Funding Source	Prior Auth.	Avail. Balance 02/28/2009	Obligated Amount % 02/28/2009	FISCAL YEARS						Bal. To Complete	Total Cost
						2010	2011	2012	2013	2014	2015		
<b>0312</b>	<b>Edgemoor Pump Station Upgrade</b>	BONDS	1350	-	-	-							1350
	Description: Installation of pumps with associated mechanical/electrical upgrades.	FEDERAL		-	-	-							
		STATE		-	-	-							
		OTHER		-	-	-							
		<b>TOTAL</b>	<b>1350</b>	<b>95</b>	<b>1255</b>	<b>93%</b>	<b>0</b>	<b>0</b>	<b>0</b>	<b>0</b>	<b>0</b>	<b>0</b>	<b>1350</b>
	Timing: Initiate FY 2003.	Work Description through 2009: Construction.			Through 2010: Construction.			Balance 2011 to Completion: Complete construction.					
	Council District 4												
<b>0615</b>	<b>Christiana Pump Station Upgrade</b>	BONDS	1000	-	-	-							1000
	Description: Rehabilitation of Christiana Pump Station.	FEDERAL		-	-	-							
		STATE		-	-	-							
		OTHER		-	-	-							
		<b>TOTAL</b>	<b>1000</b>	<b>911</b>	<b>89</b>	<b>9%</b>	<b>0</b>	<b>0</b>	<b>0</b>	<b>0</b>	<b>0</b>	<b>0</b>	<b>1000</b>
	Timing: FY 2007.	Work Description through 2009: Construction.			Through 2010: Construction.			Balance 2011 to Completion: Complete construction.					
	Council District 7												
<b>0616</b>	<b>Electrical Power Distribution Upgrade</b>	BONDS	1500	-	-	-	500	250					2250
	Description: Evaluation and upgrade of power distribution equipment at various pump stations.	FEDERAL		-	-	-							
		STATE		-	-	-							
		OTHER		-	-	-							
		<b>TOTAL</b>	<b>1500</b>	<b>660</b>	<b>840</b>	<b>56%</b>	<b>500</b>	<b>250</b>	<b>0</b>	<b>0</b>	<b>0</b>	<b>0</b>	<b>2250</b>
	Timing: FY 2007.	Work Description through 2009: Analysis and upgrade.			Through 2010: Upgrades.			Balance 2011 to Completion: Complete upgrades.					
	All Council Districts												

**NEW CASTLE COUNTY  
CAPITAL PROGRAM**

FY 2010-2015  
(in thousands)

Department: Special Services  
Activity: Sewers  
Development Program: Pump Stations

Proj. No.	Project Information	Funding Source	Prior Auth.	Avail. Balance 02/28/2009	Obligated Amount % 02/28/2009	FISCAL YEARS						Bal. To Complete	Total Cost	
						2010	2011	2012	2013	2014	2015			
<b>0617</b>	<b>Energy Audit</b>	BONDS	100	-	-	-								100
	Description: Audit largest energy users such as treatment plants and pump stations to become more efficient.	FEDERAL		-	-	-								
		STATE		-	-	-								
		OTHER		-	-	-								
		<b>TOTAL</b>	<b>100</b>	<b>57</b>	<b>43</b>	<b>43 %</b>	<b>0</b>	<b>0</b>	<b>0</b>	<b>0</b>	<b>0</b>	<b>0</b>	<b>0</b>	<b>100</b>
	Timing: FY 2006 through FY 2010.	Work Description through 2009: Audit and analysis.			Through 2010: Complete audit and analysis.			Balance 2011 to Completion:						
	All Council Districts													
<b>0618</b>	<b>Richardson Park Pump Station Upgrade</b>	BONDS		-	-	-								
	Description: Upgrade/replacement of the electrical motor control center and power distribution equipment.	FEDERAL		-	-	-								
		STATE		-	-	-								
		OTHER	1000	-	-	-								1000
		<b>TOTAL</b>	<b>1000</b>	<b>702</b>	<b>298</b>	<b>30 %</b>	<b>0</b>	<b>0</b>	<b>0</b>	<b>0</b>	<b>0</b>	<b>0</b>	<b>0</b>	<b>1000</b>
	Timing: FY 2006.	Work Description through 2009: Construction.			Through 2010: Complete construction.			Balance 2011 to Completion:						
	Council District 1													
<b>0621</b>	<b>Airport Rd Pump Station Upgrade</b>	BONDS		-	-	-								
	Description: Upgrade of electrical motor control center and generator replacement.	FEDERAL		-	-	-								
		STATE		-	-	-								
		OTHER	1500	-	-	-								1500
		<b>TOTAL</b>	<b>1500</b>	<b>579</b>	<b>921</b>	<b>61 %</b>	<b>0</b>	<b>0</b>	<b>0</b>	<b>0</b>	<b>0</b>	<b>0</b>	<b>0</b>	<b>1500</b>
	Timing: FY 2006.	Work Description through 2009: Construction.			Through 2010: Complete construction.			Balance 2011 to Completion:						
	Council District 7													

**NEW CASTLE COUNTY  
CAPITAL PROGRAM**

FY 2010-2015  
(in thousands)

Department: Special Services  
Activity: Sewers  
Development Program: Pump Stations

Proj. No.	Project Information	Funding Source	Prior Auth.	Avail. Balance 02/28/2009	Obligated Amount % 02/28/2009	FISCAL YEARS						Bal. To Complete	Total Cost
						2010	2011	2012	2013	2014	2015		
<b>0705</b>	<b>Christiana River Force Main</b>	BONDS	425	-	-	-	500	500	500	500			2425
	Description: Evaluation of the Christiana River Force Main is necessary to properly access the condition of the most critical asset.	FEDERAL		-	-	-							
		STATE		-	-	-							
		OTHER		-	-	-							
		<b>TOTAL</b>	<b>425</b>	<b>261</b>	<b>164</b>	<b>39%</b>	<b>500</b>	<b>500</b>	<b>500</b>	<b>500</b>	<b>0</b>	<b>0</b>	<b>2425</b>
	Timing: FY 2007 through FY 2013.	Work Description through 2009: Begin rehabilitation design efforts.			Through 2010: Rehabilitation and design.			Balance 2011 to Completion: Rehabilitation and design.					
	All Council Districts												
<b>0706</b>	<b>Odor &amp; H2S Issues</b>	BONDS	300	-	-	-							300
	Description: Implementation of odor and H2S controls at various pump stations and force mains serving the Wilmington WWTP.	FEDERAL		-	-	-							
		STATE		-	-	-							
		OTHER		-	-	-							
		<b>TOTAL</b>	<b>300</b>	<b>82</b>	<b>218</b>	<b>73%</b>	<b>0</b>	<b>0</b>	<b>0</b>	<b>0</b>	<b>0</b>	<b>0</b>	<b>300</b>
	Timing: FY 2007 through FY 2010.	Work Description through 2009: Upgrade controls.			Through 2010: Completion of controls.			Balance 2011 to Completion:					
	All Council Districts												
<b>9705</b>	<b>Stoney Creek Pump Station Upgrade</b>	BONDS		-	-	-							
	Description: Total rehabilitation and replacement of Stoney Creek Pump Station and force main.	FEDERAL		-	-	-							
		STATE		-	-	-							
		OTHER	13850	-	-	-							13850
		<b>TOTAL</b>	<b>13850</b>	<b>1333</b>	<b>12517</b>	<b>90%</b>	<b>0</b>	<b>0</b>	<b>0</b>	<b>0</b>	<b>0</b>	<b>0</b>	<b>13850</b>
	Timing: Complete FY 2010.	Work Description through 2009: Construction.			Through 2010: Complete construction.			Balance 2011 to Completion:					
	Council District 8												

**NEW CASTLE COUNTY  
CAPITAL PROGRAM**

FY 2010-2015  
(in thousands)

Department: Special Services  
Activity: Sewers  
Development Program: Rehabilitation

Proj. No.	Project Information	Funding Source	Prior Auth.	Avail. Balance 02/28/2009	Obligated Amount % 02/28/2009	FISCAL YEARS						Bal. To Complete	Total Cost
						2010	2011	2012	2013	2014	2015		
<b>0005</b>	Brandywine Hundred North Rehab Phase I	BONDS	17457	-	-	-	14286	9660	8905	3520	3880		57708
	Description: Rehabilitation of sewer system in North Brandywine Hundred area to correct capacity shortages due to infiltration and inflow and deteriorated pipe.	FEDERAL		-	-	-							
		STATE		-	-	-							
		OTHER	24560	-	-	-							24560
		<b>TOTAL</b>	<b>42017</b>	<b>13325</b>	<b>28692</b>	<b>68 %</b>	<b>14286</b>	<b>9660</b>	<b>8905</b>	<b>3520</b>	<b>3880</b>	<b>0</b>	<b>82268</b>
	Timing: FY 2001 - FY 2015.	Work Description through 2009: Investigation, design and construction.			Through 2010: Investigation, design and construction.			Balance 2011 to Completion: Investigation, design and construction.					
	Council District 2,8												
<b>0102</b>	Delaware City Sewer Rehabilitation	BONDS	4000	-	-	-		3000					7000
	Description: Rehabilitate, replace and/or relocate deteriorating sewer lines in Delaware City.	FEDERAL		-	-	-							
		STATE		-	-	-							
		OTHER	250	-	-	-							250
		<b>TOTAL</b>	<b>4250</b>	<b>538</b>	<b>3712</b>	<b>87 %</b>	<b>0</b>	<b>3000</b>	<b>0</b>	<b>0</b>	<b>0</b>	<b>0</b>	<b>7250</b>
	Timing: FY 2001 - FY 2011.	Work Description through 2009: Construction.			Through 2010: Construction.			Balance 2011 to Completion: Complete construction.					
	Council District 12												
<b>0107</b>	Special Services Complex	BONDS	3250	-	-	-							3250
	Description: Site improvements at the Special Services Churchmans Road complex including: storage sheds and storage domes, expanded parking facilities and other site improvements as needed.	FEDERAL		-	-	-							
		STATE		-	-	-							
		OTHER		-	-	-							
		<b>TOTAL</b>	<b>3250</b>	<b>1531</b>	<b>1719</b>	<b>53 %</b>	<b>0</b>	<b>0</b>	<b>0</b>	<b>0</b>	<b>0</b>	<b>0</b>	<b>3250</b>
	Timing: FY 2001 - FY 2010.	Work Description through 2009: Site improvements.			Through 2010: Complete site improvements.			Balance 2011 to Completion:					
	Council District 7												

**NEW CASTLE COUNTY  
CAPITAL PROGRAM**

FY 2010-2015  
(in thousands)

Department: Special Services  
Activity: Sewers  
Development Program: Rehabilitation

Proj. No.	Project Information	Funding Source	Prior Auth.	Avail. Balance 02/28/2009	Obligated Amount % 02/28/2009	FISCAL YEARS						Bal. To Complete	Total Cost
						2010	2011	2012	2013	2014	2015		
0218	Brandywine Hundred South Rehab Phase I	BONDS	9634	-	-	-	24759	7245	5765	12885	1765		62053
	Description: Rehabilitation of sewer system in South Brandywine Hundred Area (Shellpot Interceptor) to correct capacity shortages due to infiltration and inflow.  Timing: FY 2002 - FY 2015.  Council District 2,8	FEDERAL		-	-	-							
		STATE		-	-	-							
		OTHER	18050	-	-	-							18050
		<b>TOTAL</b>		27684	7854	19830	72 %	24759	7245	5765	12885	1765	0
	Work Description through 2009: Sewer rehabilitation in Brandywine Hundred South.	Through 2010: Sewer rehabilitation in Brandywine Hundred South.				Balance 2011 to Completion: Sewer rehabilitation in Brandywine Hundred South.							
0219	Countywide Manhole Rehabilitation	BONDS	2500	-	-	-		1500	1500	1000	1000	1000	9500
	Description: This project will rehabilitate and repair over 3,500 manholes identified as deficient. The work includes replacing the frame, cover and internal repairs and renovations as needed.  Timing: Scheduled to begin FY 2002.  All Council Districts	FEDERAL		-	-	-							
		STATE		-	-	-							
		OTHER	1000	-	-	-							1000
		<b>TOTAL</b>		3500	1622	1878	54 %	0	1500	1500	1000	1000	1000
	Work Description through 2009: Design/construction.	Through 2010: Design/construction.				Balance 2011 to Completion: Design/construction.							
0220	Develop Collection System Improvements	BONDS		-	-	-		1500	1000				2500
	Description: Real time dynamic modeling of the sewer collection system to prioritize and perform rehabilitation work.  Timing: Begin FY 2002.  All Council Districts	FEDERAL		-	-	-							
		STATE		-	-	-							
		OTHER	1200	-	-	-							1200
		<b>TOTAL</b>		1200	993	207	17 %	0	1500	1000	0	0	0
	Work Description through 2009: Modeling, analysis and construction.	Through 2010: Modeling, analysis and construction.				Balance 2011 to Completion: Modeling, analysis and construction.							

**NEW CASTLE COUNTY  
CAPITAL PROGRAM**

FY 2010-2015  
(in thousands)

Department: Special Services  
Activity: Sewers  
Development Program: Rehabilitation

Proj. No.	Project Information	Funding Source	Prior Auth.	Avail. Balance 02/28/2009	Obligated Amount % 02/28/2009	FISCAL YEARS						Bal. To Complete	Total Cost
						2010	2011	2012	2013	2014	2015		
0221	Develop Interceptor Improvements	BONDS	300	-	-	-		1500				2000	3800
	Description: Real time modeling of the sewer interceptor and force main system to prioritize and perform rehabilitation work.	FEDERAL		-	-	-							
		STATE		-	-	-							
		OTHER	800	-	-	-							800
		TOTAL		1100	798	302	27%	0	0	1500	0	0	0
Timing: Begin FY 2002.	Work Description through 2009: Modeling, analysis and construction.			Through 2010: Modeling, analysis and construction.			Balance 2011 to Completion: Modeling, analysis and construction.						
	All Council Districts												
0224	Turkey Run Interceptor Rehabilitation	BONDS	3750	-	-	-							3750
	Description: Rehabilitate the Turkey Run Interceptor between Washington Street through Fairfax Development.	FEDERAL		-	-	-							
		STATE		-	-	-							
		OTHER	500	-	-	-							500
		TOTAL		4250	3824	426	10%	0	0	0	0	0	0
Timing: Initiate FY 2002.	Work Description through 2009: Construction.			Through 2010: Construction.			Balance 2011 to Completion: Complete construction.						
	Council District 2,8												
0406	MOT Area Maintenance Base	BONDS		-	-	-					500		500
	Description: Regional operations base to support growing population in Southern New Castle County.	FEDERAL		-	-	-							
		STATE		-	-	-							
		OTHER		-	-	-							
		TOTAL		0	0	0	0%	0	0	0	0	0	500
Timing: Initiate FY 2015.	Work Description through 2009:			Through 2010:			Balance 2011 to Completion:						
	Council District 12												



**NEW CASTLE COUNTY  
CAPITAL PROGRAM**

FY 2010-2015  
(in thousands)

Department: Special Services  
Activity: Sewers  
Development Program: Rehabilitation

Proj. No.	Project Information	Funding Source	Prior Auth.	Avail. Balance 02/28/2009	Obligated Amount 02/28/2009	FISCAL YEARS						Bal. To Complete	Total Cost	
						2010	2011	2012	2013	2014	2015			
0421	Shellburne Rehabilitation	BONDS	1350	-	-	-	-1285							65
	Description: Evaluation, analysis and rehabilitation of existing local collection system within backyards of neighborhood.	FEDERAL		-	-	-								
		STATE		-	-	-								
		OTHER		-	-	-								
	TOTAL		1350	1285	65	5%	-1285	0	0	0	0	0	0	65
	Timing: Begin FY 2004.	Work Description through 2009: Complete construction.			Through 2010:			Balance 2011 to Completion:						
	Council District 2													
0422	Pike Creek Improvements	BONDS	2500	-	-	-	500		3000	3000				9000
	Description: Infiltration and inflow analysis of the interceptor and design improvements to the interceptor to accommodate additional flows and to connect the system to the new White Clay Interceptor.	FEDERAL		-	-	-								
		STATE		-	-	-								
		OTHER		-	-	-								
	TOTAL		2500	1657	843	34%	500	0	3000	3000	0	0	0	9000
	Timing: Begin FY 2004.	Work Description through 2009: Construction.			Through 2010: Construction.			Balance 2011 to Completion: Construction.						
	Council District 3,9													
0423	River Road Improvements	BONDS	1130	-	-	-								1130
	Description: Upgrade of 8" sewer line on River Road from Grantham Lane to area including the River Road pump station.	FEDERAL		-	-	-								
		STATE		-	-	-								
		OTHER		-	-	-								
	TOTAL		1130	359	771	68%	0	0	0	0	0	0	0	1130
	Timing: Begin FY 2004.	Work Description through 2009: Construction.			Through 2010: Complete construction.			Balance 2011 to Completion:						
	Council District 12													

**NEW CASTLE COUNTY  
CAPITAL PROGRAM**

FY 2010-2015  
(in thousands)

Department: Special Services  
Activity: Sewers  
Development Program: Rehabilitation

Proj. No.	Project Information	Funding Source	Prior Auth.	Avail. Balance 02/28/2009	Obligated Amount % 02/28/2009	FISCAL YEARS						Bal. To Complete	Total Cost
						2010	2011	2012	2013	2014	2015		
0438	DelDot Coordination Project	BONDS	6430	-	-	-	1700	1800	1800	1900	1900	2000	17530
	Description: Replacement and repairs of sanitary sewer in coordination with DelDot paving projects.	FEDERAL		-	-	-							
		STATE		-	-	-							
		OTHER	2500	-	-	-							2500
		TOTAL		8930	587	8343	93%	1700	1800	1800	1900	1900	2000
Timing: Ongoing.	Work Description through 2009: Design and construction.				Through 2010: Design and construction.				Balance 2011 to Completion: Design and construction.				
	All Council Districts												
0511	Sewer Repairs & Rehabilitation	BONDS	3520	-	-	-	2000	2000	2000	2000	2000	2000	15520
	Description: Sewer repairs and rehabilitation as determined by the Department of Special Services from analysis.	FEDERAL		-	-	-							
		STATE		-	-	-							
		OTHER	1670	-	-	-							1670
		TOTAL		5190	1666	3524	68%	2000	2000	2000	2000	2000	2000
Timing: Ongoing.	Work Description through 2009: Design and construction.				Through 2010: Design and construction.				Balance 2011 to Completion: Design and construction.				
	All Council Districts												
0612	North Delaware Interceptor System	BONDS	19532	-	-	-	4775	19815	11575	2175	175	5900	63947
	Description: Rehabilitation, replacement of Old North Delaware Governor Printz Interceptor.	FEDERAL		-	-	-							
		STATE		-	-	-							
		OTHER	1800	-	-	-							1800
		TOTAL		21332	16411	4921	23%	4775	19815	11575	2175	175	0
Timing: FY 2006 through FY 2015.	Work Description through 2009: Construction.				Through 2010: Construction.				Balance 2011 to Completion: Construction.				
	Council District 8												

**NEW CASTLE COUNTY  
CAPITAL PROGRAM**

FY 2010-2015  
(in thousands)

Department: Special Services  
Activity: Sewers  
Development Program: Rehabilitation

Proj. No.	Project Information	Funding Source	Prior Auth.	Avail. Balance 02/28/2009	Obligated Amount % 02/28/2009	FISCAL YEARS						Bal. To Complete	Total Cost
						2010	2011	2012	2013	2014	2015		
0613	Townsend Pipe & Manhole Rehabilitation	BONDS		-	-	-	100	700					800
	Description: Rehabilitation of leaking manholes and replacement of deteriorating piping.	FEDERAL		-	-	-							
		STATE		-	-	-							
		OTHER		-	-	-							
		TOTAL		0	0	0	0%	100	700	0	0	0	0
	Timing: Begin FY 2010.	Work Description through 2009: Construction.			Through 2010: Construction.			Balance 2011 to Completion: Complete construction.					
	Council District 6												
0614	White Clay Sewer Basin Rehabilitation	BONDS	1500	-	-	-	1500						3000
	Description: Study and analysis of the White Clay sanitary sewer system.	FEDERAL		-	-	-							
		STATE		-	-	-							
		OTHER	500	-	-	-							500
		TOTAL		2000	739	1261	63%	1500	0	0	0	0	0
	Timing: FY 2005.	Work Description through 2009:			Through 2010: Study and analysis.			Balance 2011 to Completion: Study and analysis.					
	Council District 3,9												
0624	Brandywine Hundred Clearwater Program	BONDS	1550	-	-	-			1000			500	3050
	Description: Removal of sump pump and rain water from sanitary sewer system.	FEDERAL		-	-	-							
		STATE		-	-	-							
		OTHER		-	-	-							
		TOTAL		1550	1550	0	0%	0	0	1000	0	0	0
	Timing: FY 2007 through FY 2015.	Work Description through 2009: Removal.			Through 2010: Removal.			Balance 2011 to Completion: Removal.					
	Council District 2,8												

**NEW CASTLE COUNTY  
CAPITAL PROGRAM**

FY 2010-2015  
(in thousands)

Department: Special Services  
Activity: Sewers  
Development Program: Rehabilitation

Proj. No.	Project Information	Funding Source	Prior Auth.	Avail. Balance 02/28/2009	Obligated Amount % 02/28/2009	FISCAL YEARS						Bal. To Complete	Total Cost
						2010	2011	2012	2013	2014	2015		
1001	Brandywine Hundred North Rehab Phase II	BONDS		-	-	-			250	4610	12620	9840	27320
	Description: Design and construction on the medium priority Phase II sewer rehabilitation projects in the North Brandywine Hundred area.	FEDERAL		-	-	-							
		STATE		-	-	-							
		OTHER		-	-	-							
		TOTAL		0	0	0	0%	0	0	0	250	4610	12620
Timing: FY2013.  Council District 2,8	Work Description through 2009:				Through 2010:				Balance 2011 to Completion: Construction.				
1002	Brandywine Hundred South Rehab Phase II	BONDS		-	-	-			250	4000	18000	11070	33320
	Description: Design and construction on the medium priority Phase II sewer rehabilitation projects in the south Brandywine Hundred area.	FEDERAL		-	-	-							
		STATE		-	-	-							
		OTHER		-	-	-							
		TOTAL		0	0	0	0%	0	0	0	250	4000	18000
Timing: FY 2013.  Council District 2,8	Work Description through 2009:				Through 2010:				Balance 2011 to Completion: Construction.				
9901	Old State Rd Interceptor Reconstruction	BONDS	1206	-	-	-	-100						1106
	Description: Replacement of sanitary sewer in marsh lands west of Dobbinsville and the City of New Castle.	FEDERAL		-	-	-							
		STATE		-	-	-							
		OTHER		-	-	-							
		TOTAL		1206	192	1014	84%	-100	0	0	0	0	0
Timing: FY 2007.  Council District 12	Work Description through 2009: Complete construction.				Through 2010:				Balance 2011 to Completion:				

**NEW CASTLE COUNTY  
CAPITAL PROGRAM**

FY 2010-2015  
(in thousands)

Department: Special Services  
Activity: Sewers  
Development Program: Treatment Plants

Proj. No.	Project Information	Funding Source	Prior Auth.	Avail. Balance 02/28/2009	Obligated Amount % 02/28/2009	FISCAL YEARS						Bal. To Complete	Total Cost	
						2010	2011	2012	2013	2014	2015			
<b>0004</b>	Delaware City Treatment Plant Rehabilitation	BONDS	5000	-	-	-	1250	500	250					7000
	Description: Rehabilitation of treatment plant including disinfection process and storage.	FEDERAL		-	-	-								
		STATE		-	-	-								
		OTHER		-	-	-								
		<b>TOTAL</b>	<b>5000</b>	<b>1689</b>	<b>3311</b>	<b>66 %</b>	<b>1250</b>	<b>500</b>	<b>250</b>	<b>0</b>	<b>0</b>	<b>0</b>	<b>0</b>	<b>7000</b>
	Timing: Begin FY 2000.	Work Description through 2009: Construction.			Through 2010: Construction.			Balance 2011 to Completion: Construction.						
	Council District 12													
<b>0424</b>	Water Farm #1 Improvements	BONDS	13000	-	-	-	-1260							11740
	Description: Construction of improvements at Water Farm#1 in sewer district south of the C&D Canal, to include treatment process changes, land acquisition, pump stations, force mains and discharge modification.	FEDERAL		-	-	-								
		STATE		-	-	-								
		OTHER		-	-	-								
		<b>TOTAL</b>	<b>13000</b>	<b>3260</b>	<b>9740</b>	<b>75 %</b>	<b>-1260</b>	<b>0</b>	<b>0</b>	<b>0</b>	<b>0</b>	<b>0</b>	<b>0</b>	<b>11740</b>
	Timing: Improvements to begin in FY 2004.	Work Description through 2009: Construction.			Through 2010: Complete construction.			Balance 2011 to Completion:						
	Council District 12													
<b>0619</b>	Wastewater Treatment Plants/Discharge Elimination	BONDS	200	-	-	-	50	50	50					350
	Description: Monitor, evaluate/update county treatment facilities as required by the EPA under the Clean Water Act.	FEDERAL		-	-	-								
		STATE	20	-	-	-								20
		OTHER		-	-	-								
		<b>TOTAL</b>	<b>220</b>	<b>180</b>	<b>40</b>	<b>18 %</b>	<b>50</b>	<b>50</b>	<b>50</b>	<b>0</b>	<b>0</b>	<b>0</b>	<b>0</b>	<b>370</b>
	Timing: FY 2006.	Work Description through 2009: Evaluation.			Through 2010: Evaluation.			Balance 2011 to Completion: Evaluation.						
	All Council Districts													

**NEW CASTLE COUNTY  
CAPITAL PROGRAM**

FY 2010-2015  
(in thousands)

Department: Special Services  
Activity: Sewers  
Development Program: Treatment Plants

Proj. No.	Project Information	Funding Source	Prior Auth.	Avail. Balance 02/28/2009	Obligated Amount % 02/28/2009	FISCAL YEARS						Bal. To Complete	Total Cost	
						2010	2011	2012	2013	2014	2015			
<b>0708</b>	Septage Receiving Station Upgrade	BONDS	300	-	-	-	700	600					1600	
	Description: Rehabilitation of the New Castle County septage receiving station to address potential FOG issues, odor issues and other concerns.	FEDERAL		-	-	-								
		STATE		-	-	-								
		OTHER		-	-	-								
		<b>TOTAL</b>	<b>300</b>	<b>300</b>	<b>0</b>	<b>0%</b>	<b>0</b>	<b>700</b>	<b>600</b>	<b>0</b>	<b>0</b>	<b>0</b>	<b>1600</b>	
	Timing: FY 2007 through FY 2012.	Work Description through 2009: Design and bid.			Through 2010: Construction of upgrades.			Balance 2011 to Completion: Construction of upgrades.						
	Council District 7													
<b>9603</b>	Southern Sewer Service Area	BONDS	94920	-	-	-	-33550				7000	26550	94920	
	Description: Construction of sanitary sewer system in sewer district south of the C&D Canal to include treatment plant, pump stations, force mains, and interceptor sewer lines.	FEDERAL		-	-	-								
		STATE		-	-	-								
		OTHER		-	-	-								
		<b>TOTAL</b>	<b>94920</b>	<b>36592</b>	<b>58328</b>	<b>61%</b>	<b>-33550</b>	<b>0</b>	<b>0</b>	<b>0</b>	<b>0</b>	<b>7000</b>	<b>26550</b>	<b>94920</b>
	Timing: FY 2008.	Work Description through 2009: Construction.			Through 2010: Construction.			Balance 2011 to Completion: Construction.						
	Council District 6,12													

**NEW CASTLE COUNTY  
CAPITAL PROGRAM**

FY 2010-2015  
(in thousands)

Department: Special Services  
Activity: Stormwater  
Development Program: Stormwater

Proj. No.	Project Information	Funding Source	Prior Auth.	Avail. Balance 02/28/2009	Obligated Amount % 02/28/2009	FISCAL YEARS						Bal. To Complete	Total Cost
						2010	2011	2012	2013	2014	2015		
0009	Shellpot 4, 5	BONDS	939	-	-	-							939
	Description: Channel improvements and/or stormwater management basin construction to reduce flooding along Shellpot Creek.	FEDERAL		-	-	-							
		STATE		-	-	-							
		OTHER		-	-	-							
		<b>TOTAL</b>		<b>939</b>	<b>244</b>	<b>695</b>	<b>74 %</b>	<b>0</b>	<b>0</b>	<b>0</b>	<b>0</b>	<b>0</b>	<b>0</b>
	Timing: Project Completion FY 2010.	Work Description through 2009: Construction.			Through 2010: Complete construction.			Balance 2011 to Completion:					
	Council District 2												
0413	Countywide Drainage Problems	BONDS	155	-	-	-							155
	Description: To provide for future storm drainage projects, to be specified in year of funding authorization.	FEDERAL		-	-	-							
		STATE		-	-	-							
		OTHER		-	-	-							
		<b>TOTAL</b>		<b>155</b>	<b>101</b>	<b>54</b>	<b>35 %</b>	<b>0</b>	<b>0</b>	<b>0</b>	<b>0</b>	<b>0</b>	<b>0</b>
	Timing: Project initiation as approved.	Work Description through 2009: Projects as approved.			Through 2010: Complete.			Balance 2011 to Completion:					
	All Council Districts												
0414	New Castle Conservation District	BONDS		-	-	-	180	180	180	180			720
	Description: To provide for future storm drainage projects to be planned, designed & constructed in cooperation with the New Castle Conservation District.	FEDERAL		-	-	-							
		STATE		-	-	-							
		OTHER		-	-	-							
		<b>TOTAL</b>		<b>0</b>	<b>0</b>	<b>0</b>	<b>0 %</b>	<b>0</b>	<b>180</b>	<b>180</b>	<b>180</b>	<b>180</b>	<b>0</b>
	Timing: Project initiation as approved.	Work Description through 2009: Projects as approved.			Through 2010: Projects as approved.			Balance 2011 to Completion: Projects as approved.					
	All Council Districts												

**NEW CASTLE COUNTY  
CAPITAL PROGRAM**

FY 2010-2015  
(in thousands)

Department: Special Services  
Activity: Stormwater  
Development Program: Stormwater

Proj. No.	Project Information	Funding Source	Prior Auth.	Avail. Balance 02/28/2009	Obligated Amount 02/28/2009	FISCAL YEARS						Bal. To Complete	Total Cost
						2010	2011	2012	2013	2014	2015		
<b>0517</b>	<b>Stormwater Mitigation Projects</b>	BONDS	7600	-	-	-							7600
	Description: Funds for drainage emergencies due to storms.	FEDERAL	1934	-	-	-							1934
		STATE		-	-	-							
		OTHER	9465	-	-	-							9465
		<b>TOTAL</b>	<b>18999</b>	<b>3024</b>	<b>15975</b>	<b>84 %</b>	<b>0</b>	<b>0</b>	<b>0</b>	<b>0</b>	<b>0</b>	<b>0</b>	<b>18999</b>
	Timing: FY 2005.	Work Description through 2009: Emergency drainage repairs as determined by the Department of Special Services.			Through 2010: Emergency drainage repairs as determined by the department of Special Services.			Balance 2011 to Completion: Emergency drainage repairs as determined by the department of Special Services.					
	All Council Districts												
<b>0625</b>	<b>Stormwater Basin Renovation</b>	BONDS	1800	-	-	-	600	600	600				3600
	Description: Major structural rehabilitation as defined in the UDC and failed basin rehabilitation.	FEDERAL		-	-	-							
		STATE	8900	-	-	-							8900
		OTHER	600	-	-	-							600
		<b>TOTAL</b>	<b>11300</b>	<b>3015</b>	<b>8285</b>	<b>73 %</b>	<b>0</b>	<b>600</b>	<b>600</b>	<b>600</b>	<b>0</b>	<b>0</b>	<b>13100</b>
	Timing: FY 2006 through FY 2013.	Work Description through 2009: Rehabilitation.			Through 2010: Rehabilitation.			Balance 2011 to Completion: Rehabilitation.					
	All Council Districts												
<b>9508</b>	<b>Little Mill Creek II</b>	BONDS	523	-	-	-							523
	Description: Phase 2 channel improvements along Little Mill Creek.	FEDERAL		-	-	-							
		STATE		-	-	-							
		OTHER		-	-	-							
		<b>TOTAL</b>	<b>523</b>	<b>433</b>	<b>90</b>	<b>17 %</b>	<b>0</b>	<b>0</b>	<b>0</b>	<b>0</b>	<b>0</b>	<b>0</b>	<b>523</b>
	Timing: Completion FY 2010.	Work Description through 2009: Construction.			Through 2010: Complete construction.			Balance 2011 to Completion:					
	Council District 9												



---

**Department of Community Services**

---

**NEW CASTLE COUNTY  
CAPITAL PROGRAM**

FY 2010-2015  
(in thousands)

Department: Community Services  
Activity: Total  
Development Program:

Proj. No.	Project Information	Funding Source	Prior Auth.	Avail. Balance 02/28/2009	Obligated Amount 02/28/2009	FISCAL YEARS						Bal. To Complete	Total Cost	
						2010	2011	2012	2013	2014	2015			
	<b>Community Services</b>	BONDS	13385	-	-	-	2393	1040					16818	
		FEDERAL		-	-	-								
		STATE	10047	-	-	-	2735	1651					14433	
		OTHER	3589	-	-	-	2000	950	500				7039	
	<b>DEPARTMENTAL TOTAL</b>	<b>TOTAL</b>	<b>27021</b>	<b>10087</b>	<b>16934</b>	<b>63%</b>	<b>2000</b>	<b>6078</b>	<b>3191</b>	<b>0</b>	<b>0</b>	<b>0</b>	<b>0</b>	<b>38290</b>

**NEW CASTLE COUNTY  
CAPITAL PROGRAM**

FY 2010-2015  
(in thousands)

Department: Community Services  
Activity: Libraries  
Development Program: Libraries

Proj. No.	Project Information	Funding Source	Prior Auth.	Avail. Balance 02/28/2009	Obligated Amount 02/28/2009	FISCAL YEARS						Bal. To Complete	Total Cost
						2010	2011	2012	2013	2014	2015		
<b>0329</b>	<b>Southern Library</b>	BONDS	3600	-	-	-	1893	1040					6533
	Description: Construction of a 25,000 square foot regional Library south of the canal.	FEDERAL		-	-	-							
		STATE	1895	-	-	-	2735	1651					6281
		OTHER	1200	-	-	-	2000	200	500				3900
		<b>TOTAL</b>	<b>6695</b>	<b>6670</b>	<b>25</b>	<b>0%</b>	<b>2000</b>	<b>4828</b>	<b>3191</b>	<b>0</b>	<b>0</b>	<b>0</b>	<b>16714</b>
	Timing: Completion is projected for 2012.	Work Description through 2009: Land acquisition and architectural planning.			Through 2010: Construction.			Balance 2011 to Completion: Construction. Library is scheduled to open in 2012.					
	Council District 6,12												
<b>0417</b>	<b>Hockessin Library Expansion</b>	BONDS	4279	-	-	-							4279
	Description: Expansion of the current 14,000 sf facility to 23,000sf and renovation of the interior with new addition and for greater efficiency of service.	FEDERAL		-	-	-							
		STATE	3521	-	-	-							3521
		OTHER	834	-	-	-							834
		<b>TOTAL</b>	<b>8634</b>	<b>863</b>	<b>7771</b>	<b>90%</b>	<b>0</b>	<b>0</b>	<b>0</b>	<b>0</b>	<b>0</b>	<b>0</b>	<b>8634</b>
	Timing: Complete FY 2009.	Work Description through 2009:			Through 2010:			Balance 2011 to Completion:					
	Council District 3												
<b>0418</b>	<b>Kirkwood Highway Library</b>	BONDS	4201	-	-	-							4201
	Description: Construction of new facility at current library site.	FEDERAL		-	-	-							
		STATE	3581	-	-	-							3581
		OTHER	1200	-	-	-							1200
		<b>TOTAL</b>	<b>8982</b>	<b>250</b>	<b>8732</b>	<b>97%</b>	<b>0</b>	<b>0</b>	<b>0</b>	<b>0</b>	<b>0</b>	<b>0</b>	<b>8982</b>
	Timing: Complete FY 2010.	Work Description through 2009: Construction.			Through 2010: Complete construction and fit-out. Open August 2009.			Balance 2011 to Completion:					
	Council District 1												

**NEW CASTLE COUNTY  
CAPITAL PROGRAM**

FY 2010-2015  
(in thousands)

Department: Community Services  
Activity: Libraries  
Development Program: Libraries

Proj. No.	Project Information	Funding Source	Prior Auth.	Avail. Balance 02/28/2009	Obligated Amount % 02/28/2009	FISCAL YEARS						Bal. To Complete	Total Cost
						2010	2011	2012	2013	2014	2015		
<b>0605</b>	<b>Bear Library Expansion</b>	BONDS	1305	-	-	-	500						1805
	Description: Increase public access area of Bear Library to include section occupied by Technical Services.	FEDERAL		-	-	-							1025
		STATE	1025	-	-	-							1105
		OTHER	355	-	-	-	750						
		<b>TOTAL</b>	<b>2685</b>	<b>2660</b>	<b>25</b>	<b>1%</b>	<b>0</b>	<b>1250</b>	<b>0</b>	<b>0</b>	<b>0</b>	<b>0</b>	<b>3935</b>
	Timing: Plan FY 2007.	Work Description through 2009: Public hearing on needs assessment.			Through 2010: Move Tech. Services to Gilliam Building.			Balance 2011 to Completion: Begin renovations.					
	Council District 7												
<b>0905</b>	<b>Claymont Library</b>	BONDS		-	-	-							
	Description: Construction of a 15,000 square foot stand alone facility.	FEDERAL		-	-	-							
		STATE	25	-	-	-							25
		OTHER		-	-	-							
		<b>TOTAL</b>	<b>25</b>	<b>0</b>	<b>25</b>	<b>100%</b>	<b>0</b>	<b>0</b>	<b>0</b>	<b>0</b>	<b>0</b>	<b>0</b>	<b>25</b>
	Timing: Plan FY 2009.	Work Description through 2009: Needs assessment completed. Site selection.			Through 2010:			Balance 2011 to Completion:					
	Council District 2												

---

**Department of Public Safety**

---

**NEW CASTLE COUNTY  
CAPITAL PROGRAM**

FY 2010-2015  
(in thousands)

Department: Public Safety  
Activity: Total  
Development Program:

Proj. No.	Project Information	Funding Source	Prior Auth.	Avail. Balance 02/28/2009	Obligated Amount 02/28/2009	FISCAL YEARS						Bal. To Complete	Total Cost	
						2010	2011	2012	2013	2014	2015			
	<b>Public Safety</b>	BONDS	51540	-	-	-	-2000		1750					51290
		FEDERAL	1191	-	-	-								1191
		STATE		-	-	-								
		OTHER	1493	-	-	-								1493
	<b>DEPARTMENTAL TOTAL</b>	<b>TOTAL</b>	<b>54224</b>	<b>4029</b>	<b>50195</b>	<b>93%</b>	<b>-2000</b>	<b>0</b>	<b>1750</b>	<b>0</b>	<b>0</b>	<b>0</b>	<b>0</b>	<b>53974</b>

**NEW CASTLE COUNTY  
CAPITAL PROGRAM**

FY 2010-2015  
(in thousands)

Department: Public Safety  
Activity: Subtotals  
Development Program:

Proj. No.	Project Information	Funding Source	Prior Auth.	Avail. Balance 02/28/2009	Obligated Amount 02/28/2009	%	FISCAL YEARS					Bal. To Complete	Total Cost
							2010	2011	2012	2013	2014		
	Emergency Communications Center	BONDS	1550	-	-	-							1550
	<b>Subtotal</b>	FEDERAL	1191	-	-	-							1191
		STATE		-	-	-							
		OTHER		-	-	-							
		<b>TOTAL</b>		2741	1189	1552	57%	0	0	0	0	0	0
	Emergency Medical Services	BONDS	2490	-	-	-	-1000		1750				3240
	<b>Subtotal</b>	FEDERAL		-	-	-							
		STATE		-	-	-							
		OTHER		-	-	-							
		<b>TOTAL</b>		2490	1233	1257	50%	-1000	0	1750	0	0	0
	Law Enforcement	BONDS	47500	-	-	-	-1000						46500
	<b>Subtotal</b>	FEDERAL		-	-	-							
		STATE		-	-	-							
		OTHER	1493	-	-	-							1493
		<b>TOTAL</b>		48993	1619	47374	97%	-1000	0	0	0	0	0

**NEW CASTLE COUNTY  
CAPITAL PROGRAM**

FY 2010-2015  
(in thousands)

Department: Public Safety  
Activity: Emergency Communications Center  
Development Program: Emergency Communications Center

Proj. No.	Project Information	Funding Source	Prior Auth.	Avail. Balance 02/28/2009	Obligated Amount 02/28/2009	FISCAL YEARS						Bal. To Complete	Total Cost
						2010	2011	2012	2013	2014	2015		
<b>0410</b>	<b>Computer System</b>												
	Description:	BONDS	1550	-	-	-							1550
	Purchase and install department computer network to include hardware, software, planning, training and management fees.	FEDERAL	1191	-	-	-							1191
		STATE		-	-	-							
		OTHER			-	-	-						
		<b>TOTAL</b>		<b>2741</b>	<b>1189</b>	<b>1552</b>	<b>57 %</b>	<b>0</b>	<b>0</b>	<b>0</b>	<b>0</b>	<b>0</b>	<b>0</b>
	Timing:	Work Description through 2009:			Through 2010:			Balance 2011 to Completion:					
	Competition date FY 2010.	Complete the CAD software upgrade.											
	All Council Districts												



**NEW CASTLE COUNTY  
CAPITAL PROGRAM**

FY 2010-2015  
(in thousands)

Department: Public Safety  
Activity: Emergency Medical Services  
Development Program: Emergency Medical Services

Proj. No.	Project Information	Funding Source	Prior Auth.	Avail. Balance 02/28/2009	Obligated Amount 02/28/2009	FISCAL YEARS						Bal. To Complete	Total Cost	
						2010	2011	2012	2013	2014	2015			
<b>0710</b>	<b>EMS Stations</b>	BONDS	2490	-	-	-	-1000		1750					3240
	Description: Design and construction of new paramedic emergency medical stations in New Castle County.	FEDERAL		-	-	-								
		STATE		-	-	-								
		OTHER		-	-	-								
		<b>TOTAL</b>	<b>2490</b>	<b>1233</b>	<b>1257</b>	<b>50 %</b>	<b>-1000</b>	<b>0</b>	<b>1750</b>	<b>0</b>	<b>0</b>	<b>0</b>	<b>0</b>	<b>3240</b>
	Timing: Scheduled completion date FY 2012.	Work Description through 2009: Construction of EMS stations.			Through 2010: Construction of EMS stations.				Balance 2011 to Completion:					
	All Council Districts													

**NEW CASTLE COUNTY  
CAPITAL PROGRAM**

FY 2010-2015  
(in thousands)

Department: Public Safety  
Activity: Law Enforcement  
Development Program: Law Enforcement

Proj. No.	Project Information	Funding Source	Prior Auth.	Avail. Balance 02/28/2009	Obligated Amount % 02/28/2009	FISCAL YEARS						Bal. To Complete	Total Cost
						2010	2011	2012	2013	2014	2015		
<b>0712</b>	Public Safety Facility												
	Description: Construction of a new Public Safety Facility.	BONDS	47500	-	-	-	-1000						46500
		FEDERAL		-	-	-							
		STATE		-	-	-							
		OTHER	1493	-	-	-							1493
		<b>TOTAL</b>	<b>48993</b>	<b>1619</b>	<b>47374</b>	<b>97 %</b>	<b>-1000</b>	<b>0</b>	<b>0</b>	<b>0</b>	<b>0</b>	<b>0</b>	<b>47993</b>
	Timing: FY 2004 thru FY 2008.	Work Description through 2009:			Through 2010:			Balance 2011 to Completion:					
	Council District 10												

---

**Department of Administration**

---

**NEW CASTLE COUNTY  
CAPITAL PROGRAM**

FY 2010-2015  
(in thousands)

Department: Administration  
Activity: Total  
Development Program:

Proj. No.	Project Information	Funding Source	Prior Auth.	Avail. Balance 02/28/2009	Obligated Amount 02/28/2009	%	FISCAL YEARS						Bal. To Complete	Total Cost
							2010	2011	2012	2013	2014	2015		
	<b>Administration</b>	BONDS	12600	-	-	-	750	750	750	750	750	750		17100
		FEDERAL		-	-	-								
		STATE	191	-	-	-								191
		OTHER	7400	-	-	-	925	925	925	925	925	925		12950
	<b>DEPARTMENTAL TOTAL</b>	TOTAL	20191	1274	18917	94%	1675	1675	1675	1675	1675	1675	0	30241

**NEW CASTLE COUNTY  
CAPITAL PROGRAM**

FY 2010-2015  
(in thousands)

Department: Administration  
Activity: Administration  
Development Program: Information Systems

Proj. No.	Project Information	Funding Source	Prior Auth.	Avail. Balance 02/28/2009	Obligated Amount 02/28/2009	FISCAL YEARS						Bal. To Complete	Total Cost	
						2010	2011	2012	2013	2014	2015			
<b>9918</b>	Information Systems Expansion	BONDS	12600	-	-	-	750	750	750	750	750	750	17100	
	Description: Identify and implement additional technical business solutions.	FEDERAL		-	-	-								
		STATE	191	-	-	-							191	
		OTHER	7400	-	-	-	925	925	925	925	925	925	12950	
		<b>TOTAL</b>		20191	1274	18917	94 %	1675	1675	1675	1675	1675	1675	0
	Timing: Through FY 2009.	Work Description through 2009: Identify and implement additional technical business solutions, especially for e-government.			Through 2010: Identify and implement additional technical business solutions, especially for e-government.			Balance 2011 to Completion: Identify and implement additional technical business solutions, especially for e-government.						
	All Council Districts													

---

**Department of County Executive**

---

**NEW CASTLE COUNTY  
CAPITAL PROGRAM**

FY 2010-2015  
(in thousands)

Department: County Executive  
Activity: Total  
Development Program:

Proj. No.	Project Information	Funding Source	Prior Auth.	Avail. Balance 02/28/2009	Obligated Amount 02/28/2009	FISCAL YEARS						Bal. To Complete	Total Cost	
						2010	2011	2012	2013	2014	2015			
	<b>County Executive</b>	BONDS	1529	-	-	-								1529
		FEDERAL		-	-	-								
		STATE		-	-	-								
		OTHER		-	-	-								
	<b>DEPARTMENTAL TOTAL</b>	TOTAL	1529	1529	0	0%	0	0	0	0	0	0	0	1529

**NEW CASTLE COUNTY  
CAPITAL PROGRAM**

FY 2010-2015  
(in thousands)

Department: County Executive  
Activity: County Executive  
Development Program: Contingency

Proj. No.	Project Information	Funding Source	Prior Auth.	Avail. Balance 02/28/2009	Obligated Amount % 02/28/2009	FISCAL YEARS						Bal. To Complete	Total Cost
						2010	2011	2012	2013	2014	2015		
<b>8933</b>	<b>Executive Capital Contingency</b>												
	Description: Allocated by the County Executive to meet increased costs of an authorized project, not to exceed 10% of original authorization; or as the County Executive deems necessary.	BONDS	1529	-	-	-							1529
		FEDERAL		-	-	-							
		STATE		-	-	-							
		OTHER		-	-	-							
		<b>TOTAL</b>	<b>1529</b>	<b>1529</b>	<b>0</b>	<b>0%</b>	<b>0</b>	<b>0</b>	<b>0</b>	<b>0</b>	<b>0</b>	<b>0</b>	<b>1529</b>
	Timing: Contingency.  All Council Districts	Work Description through 2009: As needed.			Through 2010: As needed.			Balance 2011 to Completion: As needed.					